

# SOCIJALNA ZAŠTITA

## SOCIAL WELFARE

### 2004 - 2009



Bosna i Hercegovina  
Bosnia and Herzegovina



Agencija za statistiku  
Bosne i Hercegovine  
Agency for Statistics of  
Bosnia and Herzegovina

Sarajevo, decembar 2010. / December 2010

<b>Izdaje:</b>	<b>Agencija za statistiku Bosne i Hercegovine, Sarajevo, Zelenih beretki 26, Bosna i Hercegovina</b>
Publisher:	Agency for Statistics of Bosnia and Herzegovina, Sarajevo, Zelenih beretki 26, Bosnia and Herzegovina
<b>Odgovara:</b>	<b>Zdenko Milinović, direktor</b>
Person responsible:	Person responsible: Mr. Zdenko Milinović, Director
<b>Podatke pripremila:</b>	<b>Aida Eskić-Pihljak</b>
Data prepared by:	Ms. Aida Eskić-Pihljak
<b>Izrada tabela i grafikona:</b>	<b>Aida Eskić-Pihljak</b>
Tables and graphs prepared by:	Ms. Aida Eskić-Pihljak
<b>Dizajn i prijelom:</b>	<b>Lejla Rakić</b>
Design and pre-press:	Ms. Lejla Rakić
<b>Lektura:</b>	<b>Amra Kapetanović</b>
Proofread by:	Ms. Amra Kapetanović
<b>Štampa:</b>	<b>„Štamparija Avery“, Sarajevo</b>
Printed by:	„Printing House Avery“, Sarajevo

**Molimo korisnike Biltena da prilikom upotrebe podataka obavezno navedu izvor**

*Users are kindly requested to state the source*

<b>Predgovor</b> <i>Foreword</i>	<b>6</b>
<b>Metodološka objašnjenja</b> <i>Notes on methodology</i>	<b>7</b>
<b>I Korisnici, oblici, mjere i usluge socijalne zaštite</b> <i>Beneficiaries, forms, measures and services of social welfare</i>	<b>15</b>
<b>1. Broj centara za socijalni rad u BiH</b> <i>Number of social welfare centres in BiH</i>	<b>16</b>
<b>2. Obradeni slučajevi – intervencije u centrima za socijalni rad</b> <i>Treatments rendered in social welfare centres</i>	<b>16</b>
<b>3. Zaposleni u centrima za socijalni rad</b> <i>Employees in the social welfare centres</i>	<b>17</b>
<b>Grafikon 1 - Zaposleni u centrima za socijalni rad u 2009. godini</b> <i>Graph 1 - Employees in the social welfare centres in 2009</i>	<b>17</b>
<b>Maloljetni korisnici socijalne zaštite</b> <i>Minor beneficiaries of social welfare</i>	<b>18</b>
<b>4 . Korisnici prema kategorijama i spolu</b> <i>Beneficiaries by categories and sex</i>	<b>18</b>
<b>Grafikon 2 – Maloljetni korisnici socijalne zaštite prema spolu</b> <i>Graph 2 - Minor beneficiaries of social welfare by sex</i>	<b>22</b>
<b>Grafikon 3 – Maloljetni korisnici socijalne zaštite prema grupama kategorija i spolu u 2009. godini</b> <i>Graph 3 - Minor beneficiaries of social welfare by type of category and sex in 2009</i>	<b>22</b>
<b>5. Maloljetni korisnici prema kategorijama, spolu i starosnim grupama u 2009. godini</b> <i>Minor beneficiaries by category, sex and age in 2009</i>	<b>23</b>
<b>Punoljetni korisnici socijalne zaštite</b> <i>Adult beneficiaries of social welfare</i>	<b>26</b>
<b>6. Korisnici prema kategorijama i spolu</b> <i>Beneficiaries by categories and sex</i>	<b>26</b>
<b>Grafikon 4 - Punoljetni korisnici socijalne zaštite prema spolu</b> <i>Graph 4 - Adult beneficiaries of social welfare by sex</i>	<b>30</b>
<b>Grafikon 5 - Punoljetni korisnici socijalne zaštite prema grupama kategorija i spolu u 2009. godini</b> <i>Graph 5 - Adult beneficiaries of social welfare by type of category and sex in 2009</i>	<b>30</b>

<b>7. Punoljetni korisnici prema kategorijama, spolu i starosnim grupama u 2009. godini</b>	<b>31</b>
<i>Adult beneficiaries by category, sex and age in 2009</i>	
<b>8. Oblici i usluge socijalne zaštite - maloljetni korisnici</b>	<b>34</b>
<i>Forms and services of social welfare - minor beneficiaries</i>	
<b>9. Oblici i usluge socijalne zaštite - punoljetni korisnici</b>	<b>37</b>
<i>Forms and services of social welfare - adult beneficiaries</i>	
<b>II Ustanove socijalne zaštite</b>	<b>39</b>
<i>Social welfare institutions</i>	
<b>Domovi za djecu i omladinu bez roditeljskog staranja</b>	<b>40</b>
<i>Institutions for children and adolescents without parental care</i>	
<b>10. Korisnici prema spolu i starosti</b>	<b>40</b>
<i>Residents by sex and age</i>	
<b>11. Korisnici prema roditeljima</b>	<b>41</b>
<i>Residents by parents</i>	
<b>12. Struktura korisnika prema roditeljima</b>	<b>41</b>
<i>Structure of residents by parents</i>	
<b>Grafikon 6 - Struktura korisnika domova za djecu i omladinu prema roditeljima u 2009. godini</b>	<b>41</b>
<i>Graph 6 - Structure of residents in institutions for children and adolescents in 2009</i>	
<b>Grafikon 7 - Korisnici domova za djecu i omladinu bez roditeljskog staranja prema spolu</b>	<b>42</b>
<i>Graph 7 - Residents of institutions for children and adolescents without parental care by sex</i>	
<b>Grafikon 8 - Korisnici domova za djecu i omladinu bez roditeljskog staranja prema starosti u 2009. godini</b>	<b>42</b>
<i>Graph 8 - Residents of institutions for children and adolescents without parental care by age in 2009</i>	
<b>13. Korisnici prema školovanju</b>	<b>43</b>
<i>Residents by education</i>	
<b>14. Korisnici prema plaćanju boravka u domu</b>	<b>43</b>
<i>Residents by payment</i>	
<b>15. Zaposleni u domovima za djecu i omladinu bez roditeljskog staranja</b>	<b>44</b>
<i>Employees in institutions for children and adolescents without parental care</i>	
<b>Grafikon 9 - Zaposleni u domovima za djecu i omladinu bez roditeljskog staranja u 2009. godini</b>	<b>44</b>
<i>Graph 9 - Employees in institutions for children and adolescents without parental care in 2009</i>	
<b>Ustanove socijalne zaštite za invalidnu djecu i omladinu ometenu u psihičkom i fizičkom razvoju</b>	<b>45</b>
<i>Social welfare institutions for physically and mentally handicapped children and adolescents</i>	
<b>16. Korisnici prema spolu i starosti</b>	<b>45</b>
<i>Residents by sex and age</i>	

<b>17. Korisnici prema spolu i roditeljima</b> <i>Residents by sex and parents</i>	<b>46</b>
<b>Grafikon 10 - Korisnici prema roditeljima u 2009. godini</b> <i>Graph 10 - Residents by parents in 2009</i>	<b>46</b>
<b>18. Korisnici prema pohađanju škole</b> <i>Residents by school attendance</i>	<b>47</b>
<b>19. Korisnici prema plaćanju boravka</b> <i>Residents by payment</i>	<b>47</b>
<b>20. Zaposleni u ustanovama za invalidnu djecu i omladinu ometenu u psihičkom i fizičkom razvoju</b> <i>Employees in institutions for physically and mentally handicapped children and adolescents</i>	<b>48</b>
<b>Grafikon 11 - Zaposleni u ustanovama za invalidnu djecu i omladinu u 2009. godini</b> <i>Graph 11 - Employees in institutions for handicapped children and adolescents in 2008</i>	<b>48</b>
<b>Ustanove socijalne zaštite za odrasle invalidne osobe</b> <i>Social welfare institutions for adult handicapped persons</i>	<b>49</b>
<b>21. Invalidi i rehabilitanti prema invaliditetu</b> <i>Disabled and persons on rehabilitation by type of handicap</i>	<b>49</b>
<b>22. Invalidi i rehabilitanti prema pravnoj osnovi i razlogu korištenja ustanove</b> <i>Disabled and persons on rehabilitation by legal base and reason for institutionalisation</i>	<b>50</b>
<b>Ustanove socijalne zaštite za odrasle osobe</b> <i>Social welfare institutions for adult persons</i>	<b>51</b>
<b>23. Korisnici prema starosti</b> <i>Residents by age</i>	<b>51</b>
<b>24. Korisnici prema plaćanju boravka u domu</b> <i>Residents by payment</i>	<b>51</b>
<b>25. Korisnici prema razlogu smještaja</b> <i>Residents by reason for institutionalisation</i>	<b>52</b>
<b>Grafikon 12 - Korisnici ustanova socijalne zaštite za odrasle osobe prema starosti u 2009. godini</b> <i>Graph 12 - Residents of social welfare institutions for adult persons by age in 2009</i>	<b>53</b>
<b>Grafikon 13 - Korisnici ustanova socijalne zaštite za odrasle osobe prema razlogu smještaja u 2009. godini</b> <i>Graph 13 - Residents of social welfare institutions for adult persons by reason of institutionalisation in 2009</i>	<b>53</b>

# PREDGOVOR

## FOREWORD

---

Agencija za statistiku BiH objavljuje bilten „Socijalna zaštita u BiH“ kao redovnu godišnju publikaciju. Podaci dati u ovom Biltenu su rezultat agregiranja podataka entitetskih zavoda za statistiku Federacije BiH i Republike Srpske, te Brčko Distrikta BiH.

U biltenu „Socijalna zaštita u BiH“ Agencija za statistiku BiH objavljuje podatke o korisnicima svih oblika, mjera i usluga socijalne zaštite, ali i podatke o ustanovama socijalne zaštite i zaposlenim u tim ustanovama, u periodu 2004-2009. Podaci su razvrstani prema starosti korisnika, stepenu ugroženosti, vrsti socijalnih potreba i ustanovama za pružanje socijalne zaštite.

Agencija za statistiku BiH će biti zahvalna na svim primjedbama i sugestijama koje će doprinijeti poboljšanju slijedećeg biltena.

Zdenko Milinović  
Direktor  
Agencija za statistiku BiH

*Agency for Statistics of BiH publishes a Bulletin “Social welfare in BiH” as a regular annual publication. This Bulletin is a result of aggregation of data from entities statistical offices of Federation of BiH and Republic of Srpska and District Brcko BiH.*

*In Bulletin “Social welfare in BiH” Agency for Statistics publishes data on beneficiaries of all forms, measures and services of social welfare as well as data on social welfare institutions and employees of this institutions for the period 2004-2009. Data are given by the age of beneficiaries, extent of disadvantage as well as by kind of social needs and social welfare institutions.*

*Agency for Statistics BiH will appreciate any suggestions and comments that could improve our next Bulletin.*

Mr Zdenko Milinović  
Director  
Agency for Statistics of BiH

### Izvori podataka

Podaci o maloljetnim i punoljetnim korisnicima socijalne zaštite i provedenim oblicima, mjerama i uslugama socijalne zaštite su rezultat agregiranja podataka uporedivih godišnjih istraživanja koja provode entitetski zavodi za statistiku i Brčko Distrikt BiH.

### Obuhvat podataka

Podaci o korisnicima i oblicima socijalne zaštite, kao i o ustanovama socijalne zaštite, odnose se na kalendarsku godinu.

### DEFINICIJE

#### KORISNICI SOCIJALNE ZAŠTITE

Korisnikom socijalne zaštite smatra se svaka osoba koja je u toku izvještajne godine jednom ili više puta koristila određene oblike i mjere socijalne zaštite i usluge socijalnog rada.

Korisnici su razvrstani u dvije osnovne dobne grupe - maloljetni i punoljetni korisnici.

#### MALOLJETNI KORISNICI

##### Maloljetnici ugroženi porodičnom situacijom

**Bez oba roditelja** - djeca i omladina čija su oba roditelja umrla.

**Nepoznatih roditelja** – djeca i omladina roditelja čiji se identitet ne može utvrditi.

**Napušteni od roditelja** – djeca i omladina čiji su roditelji poznati i iz poznatog prebivališta, ali su djecu napustili i odbijaju da se o njima staraju, kao i djeca poznatih roditelja iz nepoznatog prebivališta i ostali slučajevi napuštanja djece od strane roditelja.

**Djeca roditelja spriječenih da obavljaju roditeljsku dužnost** uslijed izdržavanja kazne, dužeg liječenja u stacionaru, teškog hroničnog oboljenja, privremenog rada u inostranstvu, lišavanja poslovne sposobnosti i sl.

### Source of data

Data on minor and adult beneficiaries of social welfare, and implemented forms, measures and services of social welfare are result of aggregating data from comparable annual survey which are conducted by Entity's Statistical Offices and Bureau of District Brcko.

### Data coverage

Data on beneficiaries and forms of social welfare, as well as data on social welfare institutions refer to a calendar year.

### DEFINITIONS

#### SOCIAL WELFARE BENEFICIARIES

Social welfare beneficiary is every person who has used certain forms and measures of social welfare and social work services, once or several times during the reference year.

Beneficiaries are classified into two basic age groups – minor and adult beneficiaries.

#### MINOR BENEFICIARIES

##### Minor beneficiaries disadvantaged by family situation

**Without both parents** – children and youth with both parents dead.

**Of unknown parents** – children and youth of parents whose identity cannot be ascertained (foundlings).

**Abandoned by parents** – children and youth of known parents and residence, abandoned by parents who refuse to take care of them, as well as children of known parents and of unknown residence and other cases of parents abandoning children.

**Children of parents prevented from performing parental duty** due to certain constraints such as imprisonment, prolonged treatment in hospital, severe chronic disease, temporary employment abroad, working incapability, etc.

**Djeca roditelja lišenih roditeljskih prava** – djeca i omladina čijim je roditeljima odlukom suda oduzeto roditeljsko pravo. U ovu kategoriju spadaju i slučajevi kada je samo jednom od roditelja oduzeto roditeljsko pravo.

**Iz materijalno ugroženih porodica** – djeca i omladina čiji roditelji nemaju ni minimalnih materijalnih i socijalnih uslova za podizanje djece, kao što su osobe bez stalnog izvora prihoda, s minimalnim prihodima po članu domaćinstva, nezaposlene osobe, osobe s neriješenim stambenim pitanjima.

**Iz porodica s poremećenim porodičnim odnosima** – djeca i omladina koja žive u porodicama u kojima postoje konfliktne situacije između pojedinih članova, svađe, grubosti, tuče, zlostavljanje, odsustvo emocionalnih veza i trajna neusklađenost odnosa, asocijalno, patološko i kriminalno ponašanje članova porodice (skitnja, kriminal, prostitucija, upotreba alkohola i droge, itd.) kao i nebriga roditelja.

**Razvedenih ili roditelja u brakorazvodnom sporu** – djeca i omladina čiji su roditelji razvedeni ili je brakorazvodni spor u toku, za koje se na zahtjev suda utvrđuje kod kojeg će roditelja živjeti nakon razvoda braka, ili djeca za koju je u toku regulisanje alimentacije, viđanja drugog roditelja i drugo.

**Ostali maloljetnici ugroženi porodičnom situacijom** – djeca samohranih roditelja, vanbračna djeca, djeca s neriješenim materijalnim, stambenim i drugim pitanjima.

**Maloljetnici ometeni u fizičkom i psihičkom razvoju**

**Maloljetnicima ometenim u fizičkom razvoju** se smatraju djeca i omladina s oštećenjem vida, sluha, s poremećajima u govoru i glasu, fizički invalidna, kao i osobe višestruko ometene u razvoju.

**Maloljetnicima ometenim u psihičkom razvoju** se smatraju djeca i omladina koja su ometena u psihičkom razvoju, a razvrstana su prema važećim propisima o razvrstavanju i evidenciji ovih osoba.

**Children of parents deprived of parental rights** - children and youth of parents deprived of parental right by the decision of court. Cases when only one parent is deprived of parental right are also included in this category.

**Coming from economically disadvantaged families** - children and youth whose parents cannot provide even a minimum financial or social conditions for raising children such as persons without the permanent source of income, persons with minimal income per household member, unemployed persons, persons with housing problems, etc.

**Coming from families with disturbed family relationships** - children and youth from families in which there are conflicts between family members, quarrels, asperities, beating, molesting, absence of emotional relationship and permanent incompatibility of relations, asocial, pathological and criminal behaviour of family members (vagrancy, crime, prostitution, alcohol or drug abuse, etc.) as well as parental indifference and negligence.

**Of divorced parents or parents in divorce procedure** - children and youth of divorced parents or parents in divorce procedure for whom, upon the request of court, the decision must be made on custody, financial support, right to visit a child, etc.

**Other minors with disturbed family relationship** – children of single parents, illegitimate children, children with financial, housing and other problems.

**Physically and mentally handicapped minors**

**Physically handicapped minors** are children and youth with visual and hearing impairments, voice and speech impediments, physical handicaps and multiple disorders.

**Mentally handicapped minors** are children and youth with mental disorders, and are classified by current regulations on registration and classification of such persons.



## **Maloljetnici s poremećajima u ponašanju i ličnosti**

**S asocijalnim ponašanjem** – djeca i omladina sklona skitnji, besposličanju, bježanju od kuće, nedoličnom ponašanju, prostituciji, upotrebi alkohola, prevarama i sl.

**Maloljetni prestupnici ispod 14 godina** – djeca i omladina koja su izvršila prekršaj ili krivično djelo, a krivično su neodgovorna zbog uzrasta, kao i maloljetni narkomani.

**Psihički bolesne osobe** - maloljetne osobe sklone raznim psihičkim oboljenjima.

## **Maloljetni korisnici u stanju različitih socijalno - zaštitnih potreba**

**Bez specifične kategorije** – djeca i omladina koja se ne mogu uvesti ni u jednu od navedenih kategorija, zdravstveno neosigurana djeca i omladina, kao i djeca i omladina kojima se pruža pomoć u ostvarivanju određenih prava.

## **PUNOLJETNI KORISNICI**

**Korisnici subvencioniranja troškova (stanarine, grijanja, sahrane)**

### **Fizički i psihički ometeni**

**Sa oštećenim vidom** – odrasle slijepe i slabovidne osobe.

**Sa oštećenim sluhom** – odrasle gluhe i nagluhe osobe.

**Fizički invalidne** – odrasle osobe kod kojih je oboljenje trajno, zbog čega im je bitno smanjena radna sposobnost.

**Mentalno zaostale osobe** – odrasle osobe teško, teže, umjereno i lako mentalno zaostale.

**Ostale invalidne osobe** – odrasle osobe s ostalim fizičkim oštećenjima, nesposobna za rad i neosigurana po drugom osnovu, zatim odrasli distrofičari, osobe s posljedicama cerebralne paralize, osobe s više smetnji, osobe s poremećajima u ponašanju i slično.

## **Minors with behavioural and personality disorders**

**With asocial behaviour** – children and youth inclined to vagrancy, running from home, indecent behaviour, prostitution, alcohol abuse, frauds, etc.

**Minor offenders under 14 years of age** – children and youth who have committed an offence or a criminal act and are not subject to legal prosecution due to their age as well as minor drug addicts.

**Mentally ill persons** - Minor persons prone to various mental diseases.

## **Minor beneficiaries in need of different social and protective services**

**Without specific category** – children and youth who cannot be classified into any of the specific categories, children and youth without health insurance as well as children and youth being rendered assistance in exercising certain rights.

## **ADULT BENEFICIARIES**

**Beneficiaries of subventions (for rents, heating, funeral)**

### **Physically and mentally disabled**

**With visual disorders** – blind adults and adults with visual impairments.

**With hearing disorders** – deaf adults and adults with hearing impairments.

**Physically disabled** – adults with permanent diseases (incurable and long lasting) which reduced their working capability.

**Mentally disabled** – adult persons with severe, less severe, moderate and mild mental handicaps.

**Other disabled persons** – adults with other physical handicaps, unable to work and unprovided on other basis, adults with muscular dystrophy, persons suffering from cerebral paralysis, persons with multiple disorders, behavioural disorders, etc.

**Sa kombinovanim smetnjama** – osobe kod kojih je medicinski utvrđena neka od psihičkih ili nervnih bolesti (neurotičari, psihotičari, epileptičari) i sl.

**Osobe društveno neprihvatljivog ponašanja** su osobe s asocijalnim ponašanjem (skitnja, prosjačenje, prostitucija, osobe sklone vršenju krivičnih djela i prekršaja, upotrebi alkohola, narkomanija).

**Psihički bolesne osobe** su osobe sklone raznim psihičkim oboljenjima.

**Osobe koje nemaju dovoljno prihoda za održavanje, materijalno neosigurane**

**Materijalno neosigurane osobe** su osobe koje su sposobne za rad, ali nemaju sredstava za život, niti ih po drugom osnovu mogu osigurati i mlađa su od 65 godina (muškarci), odnosno 60 godina (žene).

**Osobe nesposobne za rad** su osobe potpuno i trajno nesposobne za rad, bez sredstava za život, a mlađe su od 65 godina (muškarci), odnosno 60 godina (žene).

**Stare osobe bez porodičnog staranja** su osobe koje nemaju djece ni drugih bližih srodnika koji su dužni da se o njima staraju, kao i osobe bez sredstava za život (bez imovine, ili bilo kakvih drugih redovnih prihoda), kao i osobe koje posjeduju imanje, ali zbog starosti ili slabosti nisu u mogućnosti da isto obrađuju i obezbijede sredstva za život.

**Hronično bolesne** su slijepce, psihički oboljele, fizički invalidne i hronično oboljele osobe.

**Bez specifične kategorije (ostali)**

Osobe s porodičnim problemima, osobe u brakorazvodnom sporu i ostale osobe bez specifične kategorije.

## **OBLICI, MJERE I USLUGE SOCIJALNE ZAŠTITE**

Pod oblikom, mjerom ili uslugom podrazumijeva se svaki slučaj provedene zaštite na osnovu zakona i propisa iz ove oblasti od strane centra za socijalni rad, ili službe socijalne zaštite.

**With combined disorders** – persons with the medical diagnosis of certain mental or neurological disease (neurotics, psychotics and epileptics), etc.

**Persons with socially unacceptable behaviour** are persons with asocial behaviour (vagrancy, begging, prostitution, person's inclined criminal acts and offences, alcohol and drug abuse).

**Mentally ill persons** are persons prone to various mental diseases.

**Persons not having a sufficient income to support themselves, financially unprovided**

**Financially unprovided persons** are persons able to work but don't have finances for living or are unable to provide them on other basis and are under 65 years of age (men), or under 60 (women).

**Unable to work** – persons completely and permanently unable to work, without financial resources of living, and are under 65 (men), or 60 (women).

**Old persons without family care** are persons without children or any other close relatives obliged to take care of them as well as persons without resources to provide for a living (without property or any other regular income as well as persons owning a farm but due to old age and weakness are unable to cultivate land and provide for life).

**Chronically ill** are blind, mentally ill, physically handicapped and persons with chronic disease.

**Without specific category (others)**

Persons with family problems, persons in divorce procedure and other persons without specific category.

## **FORMS, MEASURES AND SERVICES OF SOCIAL WELFARE**

Form, measure or service are considered every case of protection provided by Centre of social welfare or Social welfare service on the basis of legal acts and regulations concerned with this field.

Podaci o oblicima, mjerama i uslugama odnose se na broj provedenih, odnosno korištenih oblika, mjera i usluga u izvještajnom periodu, a ne na broj osoba. Jedna, ista osoba može se pojaviti više puta kao korisnik tj. onoliko puta koliko je koristila neki od oblika, mjera i usluga u toku izvještajne godine. Ako osoba više puta koristi isti oblik, mjeru ili uslugu biće obuhvaćena samo jednom. Ako osoba koristi više oblika, mjera ili usluga obuhvaćiće se kod svakog oblika, odnosno mjere ili usluge.

### **Oblici socijalne zaštite**

**Starateljstvo** podrazumijeva slučajeve kada se maloljetna ili punoljetna osoba koja je lišena poslovne sposobnosti, stavlja pod starateljstvo.

**Usvojenje** podrazumijeva slučajeve zakonskog usvojenja.

### **Smještaj u ustanove**

**Predškolske ustanove** – podrazumijeva one slučajeve kada se troškovi smještaja i boravka osiguravaju iz sredstava socijalne ili dječje zaštite.

**Smještaj u ustanove socijalne zaštite** podrazumijeva smještaj maloljetnih i punoljetnih korisnika u odgovarajuće ustanove socijalne zaštite: dječji domovi, domovi za dojenčad i malu djecu, za djecu ometenu u razvoju, za odgojno zapuštenu djecu i omladinu, domovi za stare i iznemogle, za penzionere, kao i domovi za odrasle invalidne osobe i prihvatne stanice za maloljetne i punoljetne osobe.

**Smještaj u drugu porodicu** podrazumijeva osiguravanje stanovanja, ishrane, odgoja i brige u porodici u koju se smještaju osobe u stanju socijalne potrebe (djeca, odrasli, ostarjeli).

**Smještaj u učenički ili studentski dom, smještaj u ustanovu za djecu bez roditeljskog staranja, smještaj u ustanovu za rehabilitaciju i zaštitu, smještaj u druge ustanove socijalne zaštite, kao i smještaj u dom za stare osobe** su također vidovi smještaja u ustanove u okviru oblika socijalne zaštite.

*Data on forms, measures, and services refer to the number of conducted, that is, used forms, measures and services in the reference period, and not to the number of persons. One person can be shown several times as a beneficiary, as much times as it has used some of the forms, measures and services during the reference year. If the same person uses the same form, measure or service more than once, it is covered only once. If a person uses several forms, measures or services, it is covered by each form, measure and service.*

### **Forms of social welfare**

**Guardianship** refers to every case of appointing a guardian to look after the affairs of minor or adult person deprived of working capability.

**Adoption** is considered every case of legal adoption.

### **Placement (assignment) in institution**

**Pre-school institutions** – every case of accommodation expenses being financed from social welfare funds or funds for protection of children.

**Assignment to social welfare institutions** is considered accommodation of minor and adult beneficiaries in appropriate social welfare facilities such as: institutions for infants and young children, children and youth impeded in psychical and physical development, socially maladjusted children and youth, rest or retirement homes, institutions for adult handicapped persons and shelter stations for minors and adults persons.

**Foster care** is considered consigning persons (children, adults, old persons) in need of social protection to a family for dwelling, nourishment, upbringing and care.

**Assignment to pupil and student hostel, assignment to institution for rehabilitation and protection, assignment to other social welfare institutions** as well as an assignment to home for old people are also modes of placement in institutions, in the frame of the forms of social welfare.

## Mjere socijalne zaštite

Mjere prema maloljetnicima podrazumijevaju angažiranje centra za socijalni rad na provođenju odgojnih mjera koje je sud izrekao, kao i mjera koje centar poduzima na osnovu svoje odluke.

**Upućivanje na školovanje i osposobljavanje** podrazumijeva angažiranje centra za socijalni rad oko uključivanja na redovno školovanje maloljetnih korisnika socijalne zaštite koji su napustili školu ili nisu bili obuhvaćeni redovnim školovanjem, kao i uključivanje djece i omladine ometene u razvoju na specijalno obrazovanje.

**Ostale mjere** podrazumijevaju slučajeve pružanja savjeta u vezi s odgojnim i razvojnim problemima djece, osiguravanja ljetovanja i oporavka iz sredstava socijalne zaštite, regulisanja zdravstvene zaštite neosiguranih osoba i sl.

**Pomoć za osposobljavanje i privređivanje** podrazumijeva zasnivanje radnog odnosa osoba u stanju socijalne potrebe angažovanjem centra za socijalni rad na pripremi kolektiva da prihvati tu osobu kao i rad s osobom u cilju uspješnog uključivanja u kolektiv. Ovdje se podrazumijeva i zasnivanje radnog odnosa na određeno vrijeme u «kućnoj» radinosti, raznim servisima i sl., kao i zapošljavanje invalidnih osoba u zaštitnim radionicama.

**Pomoć za rehabilitaciju** podrazumijeva novčana davanja u cilju uključivanja na osposobljavanje za rad ili profesionalnu rehabilitaciju djece i omladine ometene u psihičkom ili fizičkom razvoju, kao i odraslih invalidnih osoba, a na teret sredstava centara za socijalni rad, odnosno službi socijalne zaštite.

### Novčane pomoći

**Stalna novčana pomoć** podrazumijeva novčana davanja koja osiguravaju centri za socijalni rad ili općinski centri za socijalni rad, a koja su jedini ili dopunski izvor sredstava za zadovoljavanje životnih potreba osoba u stanju socijalnih potreba.

## Measures of social welfare

*Measures concerning minors are considered engagement of social welfare centre in conducting measures of upbringing proclaimed by court as well as measures conducted by centre upon its own decision.*

**Assignment to school and vocational training** refers to the engagement of social welfare centre in including into the process of education minor beneficiaries that have left school or have not been covered by regular education as well as including mentally and physically handicapped children and youth in special education, i.e. vocational training.

**Other measures** are cases of rendering advice about problems in upbringing and development of children, providing summer vacations and rehabilitation financed from social welfare funds, covering health insurance of uninsured persons, etc.

**Assistance in vocational training and employment** is considered engagement of social welfare centre in employment of beneficiary in an enterprise as well as in preparing those persons for new working environment. Here is included employment on temporary basis «at home», various services, etc., as well as employing disabled in protective workshops.

**Allowance for rehabilitation** is money for vocational training or professional rehabilitation of mentally and physically handicapped children and youth and disabled adults, given from funds of social welfare centres or social welfare services.

### Allowances

**Permanent allowance** is money provided by social welfare centres or municipal social welfare services, which is the only or supplemental financial resource for persons in need of social welfare.

**Jednokratna novčana pomoć** isplaćuje se najviše dva puta godišnje za domaćinstvo i ne može iznositi više od ukupno pet iznosa novčane pomoći utvrđene zakonom, osim u slučajevima kada je zbog posebnih okolnosti potrebno odobriti veći iznos o čemu odlučuje rukovodilac tijela koji utvrđuje ovo pravo.

**Dodatak za tuđu njegu** podrazumijeva poseban novčani dodatak osobama kojima je potrebna pomoć drugih osoba u zadovoljavanju njihovih egzistencijalnih potreba.

### **Ostali oblici zaštite i usluga**

**Razvrstavanje na temelju dijagnoza** podrazumijeva slučajeve kada nadležno tijelo izvrši razvrstavanje djece ometene u psihičkom i fizičkom razvoju.

**Pomoć u ostvarivanju određenih prava** podrazumijeva slučajeve pomoći oko regulisanja penzije, alimentacije i dr.

**Pomoć u rješavanju pitanja djece razvedenih ili roditelja u brakorazvodnom sporu** podrazumijeva davanje mišljenja i prijedloga sudu kome treba povjeriti dijete na čuvanje i vaspitanje nakon razvoda braka roditelja u slučajevima kada se roditelji nisu sporazumjeli.

**Njega i druge usluge u stanu** podrazumijevaju pružanje zdravstvene njege u kući teže i teško hronično bolesnim, nepokretnim i drugim bolesnim osobama, bez obzira na njihovo materijalno stanje.

**Pomoć u sređivanju bračnih i porodičnih odnosa** po pravilu se provodi primjenom metoda savjetovanja i davanja stručnih mišljenja socio-psihološkog, pedagoškog, pravnog ili drugog karaktera. Ovdje spadaju i pitanja regulisanja viđanja djece sa roditeljima za vrijeme i poslije razvoda braka, pitanja priznavanja očinstva i slično.

**Ostale usluge** su stručne ekspertize, pisani izvještaji, posredovanja kod drugih institucija u cilju osiguravanja odgovarajuće pomoći, kao i pomoći za ishranu, odjeću, obuću, ogrjev i sl.

**One-off allowance** is paid twice a year at most for a household. This allowance cannot exceed the amount of five allowances in total determined in law, except for cases requiring greater amount due to special circumstances. The decision on the approval of such payment is made by an executive of the body that determines this right.

**Allowance for care rendered by other person** is a special allowance for persons requiring assistance of other person for satisfying their existential needs.

### **Other forms of protection and services**

**Classification on the basis of diagnoses** is categorisation of mentally and physically handicapped children done by organization in charge.

**Assistance in exercising certain rights** refers to cases of rendering help for regulating pension, alimentation, etc.

**Assistance in solving issues concerning children of divorced parents or parents in divorce procedure** is considered giving opinions and suggestions to court about custody of children after divorce in cases when parents have reached no agreement.

**Care and other services rendered in home** refer to rendering health care in home to severely and less severely chronically diseased, immobile and otherwise diseased persons, irrespective of their financial condition.

**Assistance in normalizing marriage and family relationship** is done, regularly, through advisory methods and giving professional opinions of social, psychological, pedagogical, legal or other character. Here are included issues about parent's rights to visit children during and after the divorce, child recognition, and the like.

**Other services** are professional expertise, written reports and mediation at other institution in order to provide appropriate help as well as assistance in providing food, clothes, footwear, fuel, etc.

## USTANOVE SOCIJALNE ZAŠTITE

**Domovi za djecu i omladinu bez roditeljskog staranja** osiguravaju privremeno ili trajno zbrinjavanje, ishranu, zdravstvenu zaštitu, odgajanje, obrazovanje i trajno osposobljavanje djece i omladine kojoj je potreban ovakav oblik zaštite.

**Ustanove socijalne zaštite za invalidnu djecu i omladinu ometenu u razvoju** osiguravaju u zavisnosti od vrste i stepena oštećenja, privremeni ili trajni smještaj, njegu, odgajanje, obrazovanje i osposobljavanje za rad pod posebnim uslovima.

**Ustanove socijalne zaštite za odrasle invalidne osobe** su preduzeća za profesionalnu rehabilitaciju koja osiguravaju stručno osposobljavanje i zapošljavanje osoba s umanjnim radnim sposobnostima. Zaposleni u ovim preduzećima su invalidne osobe koja mogu raditi u preduzeću ili kod kuće i rehabilitanti – invalidne osobe koje se nalaze na osposobljavanju ili prekvalifikaciji.

**Ustanove socijalne zaštite za odrasle osobe** su domovi za penzionere i druge odrasle osobe i socijalno-gerijatrijski centri koji osiguravaju privremeni ili trajni smještaj, ishranu, njegu i zdravstvenu zaštitu odraslim osobama koja su bez sredstava za život, bez porodičnog staranja, ometena u psihičkom ili fizičkom razvoju i uslijed toga nesposobne za samostalan život, a i bez uslova da im se osigura odgovarajuća njega i pomoć u sopstvenoj porodici.

## SOCIAL WELFARE INSTITUTIONS

**Institutions for children and adolescents without parental care** provide temporary or permanent care, food, health care, upbringing, education and vocational training for children and youth in need of such a form of protection.

**Social welfare institutions for mentally and physically handicapped children and adolescents** provide depending on the type and extent of disability, temporary or permanent accommodation, care, upbringing, education and training for work under special conditions.

**Social welfare institutions for adult disabled persons** are enterprises for professional rehabilitation which provide vocational training and employment of persons with impaired working capability. Employees of such enterprises are handicapped persons able to work in enterprises or at home and persons on rehabilitation – disabled persons attending vocational training or training for new qualification.

**Social welfare institutions for adult persons** are homes for pensioners and other adult persons and social-geriatric centres which provide temporary or permanent accommodation, food, nursing and health care for adult persons without financial resources or family care, mentally or physically disabled and therefore incapable for independent life and without conditions required for help being rendered in their own family.

**KORISNICI, OBLICI, MJERE I USLUGE  
SOCIJALNE ZAŠTITE**

---

**BENEFICIARIES, FORMS, MEASURES AND  
SERVICES OF SOCIAL WELFARE**

## 1. Broj centara za socijalni rad u BiH

*Number of social welfare centres in BiH*

	FBiH	RS	BDBiH	BiH
<b>2004.</b>	72	43	-	<b>115</b>
<b>2005.</b>	72	44	-	<b>116</b>
<b>2006.</b>	71	45	-	<b>116</b>
<b>2007.</b>	71	45	-	<b>116</b>
<b>2008.</b>	72	45	-	<b>117</b>
<b>2009.</b>	72	45 <sup>1</sup>	-	<b>117</b>

\* U Brčko Distriktu BiH ne postoji centar za socijalni rad već samo jedan pododjel u okviru Odjela za zdravstvo.

\* *Social welfare center doesn't exist in Brcko District, there is only one department for Social welfare within Health Center of Brcko Distrikt.*

<sup>1</sup> U Republici Srpskoj od 2009. godine postoji i 10 službi socijalne zaštite koje djeluju pri općinama.

<sup>1</sup> *In Republica Srpska, from 2009 are functioning 10 Social welfare services at Municipalities.*

## 2. Obradeni slučajevi - intervencije u centrima za socijalni rad

*Treatments rendered in Social welfare centres*

	Broj slučajeva obrađenih u centru <i>Number of cases handled in centre</i>			Broj intervencija pruženih u centru <i>Number of treatments rendered in centre</i>		
	svega <i>all</i>	muški <i>males</i>	ženski <i>females</i>	svega <i>all</i>	muški <i>males</i>	ženski <i>females</i>
<b>2004.</b>	521.108	281.970	239.138	421.860	256.365	165.495
<b>2005.</b>	484.957	234.855	250.102	444.244	287.956	156.288
<b>2006.</b>	532.666	260.485	272.181	536.177	346.854	189.323
<b>2007.</b>	582.370	293.111	289.259	583.333	305.374	277.959
<b>2008.</b>	596.816	315.945	280.871	665.779	361.740	304.039
<b>2009.</b>	628.297	311.378	316.919	752.628	403.955	348.673



### 3. Zaposleni u centrima za socijalni rad *Employees in the social welfare centres*

	2004.	2005.	2006.	2007.	2008.	2009.	
<b>UKUPNO</b>	<b>1.055</b>	<b>1.067</b>	<b>1.087</b>	<b>1.183</b>	<b>1.248</b>	<b>1.250</b>	<b>TOTAL</b>
muški	271	285	277	305	326	298	males
ženski	784	782	810	878	922	952	females
<b>Socijalni radnici</b>	390	403	402	437	456	468	<i>Social workers</i>
<b>Pedagozi</b>	42	45	43	56	48	52	<i>Pedagogues</i>
<b>Psiholozi</b>	27	29	26	41	55	48	<i>Psychologists</i>
<b>Defektolozi</b>	20	17	25	19	21	21	<i>Special education therapists</i>
<b>Zdravstveno osoblje</b>	5	5	7	8	6	6	<i>Health care workers</i>
<b>Pravnici</b>	106	106	114	131	146	145	<i>Lawyers</i>
<b>Administrativno osoblje</b>	321	323	330	338	350	339	<i>Administrative personnel</i>
<b>Ostali</b>	144	139	140	153	166	171	<i>Others</i>

**Grafikon 1**  
*Graph 1*

**Zaposleni u centrima za socijalni rad u 2009. godini**  
*Employees in the social welfare centres in 2009*



**MALOLJETNI KORISNICI SOCIJALNE ZAŠTITE**  
**MINOR BENEFICIARIES OF SOCIAL WELFARE**

**4. Korisnici prema kategorijama i spolu**  
*Beneficiaries by categories and sex*

Kategorija korisnika <i>Category of beneficiary</i>		2004.	2005.	2006.	2007.	2008.	2009.	
<b>UKUPNO</b> <i>TOTAL</i>	<b>svoga</b>	<b>133.737</b>	<b>144.027</b>	<b>150.851</b>	<b>151.853</b>	<b>162.303</b>	<b>162.648</b>	<b>all</b>
	muški	72.030	78.004	80.038	80.481	84.521	85.876	males
	ženski	61.707	66.023	70.813	71.372	77.782	76.772	females
Ugroženi porodičnom situacijom <i>Disadvantaged by family situation</i>	<b>svoga</b>	<b>55.298</b>	<b>57.078</b>	<b>60.955</b>	<b>63.153</b>	<b>66.482</b>	<b>70.787</b>	<b>all</b>
	muški	27.720	28.980	31.630	32.659	33.857	35.925	males
	ženski	27.578	28.098	29.325	30.494	32.625	34.862	females
Djeca bez oba roditelja <i>Children without both parents</i>	<b>svoga</b>	<b>1.173</b>	<b>1.325</b>	<b>1.312</b>	<b>1.224</b>	<b>1.204</b>	<b>1.024</b>	<b>all</b>
	muški	596	656	655	586	577	498	males
	ženski	577	669	657	638	627	526	females
Djeca nepoznatih roditelja <i>Children of unknown parents</i>	<b>svoga</b>	<b>119</b>	<b>103</b>	<b>103</b>	<b>88</b>	<b>101</b>	<b>77</b>	<b>all</b>
	muški	64	58	61	52	52	42	males
	ženski	55	45	42	36	49	35	females
Djeca napuštena od roditelja <i>Children abandoned by parents</i>	<b>svoga</b>	<b>902</b>	<b>818</b>	<b>801</b>	<b>792</b>	<b>825</b>	<b>814</b>	<b>all</b>
	muški	492	410	404	411	432	418	males
	ženski	410	408	397	381	393	396	females
Djeca roditelja spriječenih da obavljaju roditeljsku dužnost <i>Children of parents prevented from performing parental duty</i>	<b>svoga</b>	<b>638</b>	<b>682</b>	<b>726</b>	<b>723</b>	<b>849</b>	<b>863</b>	<b>all</b>
	muški	350	372	401	379	439	447	males
	ženski	288	310	325	344	410	416	females
Djeca roditelja lišenih roditeljskih prava <i>Children of parents deprived of parental rights</i>	<b>svoga</b>	<b>59</b>	<b>223</b>	<b>61</b>	<b>65</b>	<b>82</b>	<b>89</b>	<b>all</b>
	muški	35	115	30	34	46	50	males
	ženski	24	108	31	31	36	39	females
Djeca roditelja koja nemaju dovoljno prihoda <i>Children of parents with insufficient income</i>	<b>svoga</b>	<b>41.921</b>	<b>42.586</b>	<b>46.318</b>	<b>47.658</b>	<b>49.819</b>	<b>54.155</b>	<b>all</b>
	muški	20.426	20.952	23.712	24.416	25.043	26.922	males
	ženski	21.495	21.634	22.606	23.242	24.776	27.233	females

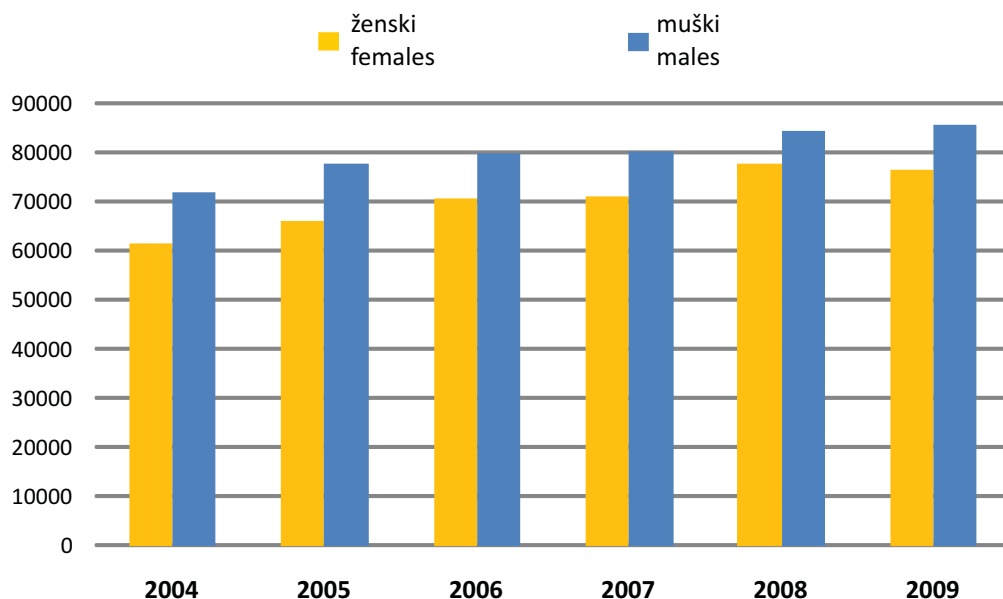
Kategorija korisnika <i>Category of beneficiary</i>		2004.	2005.	2006.	2007.	2008.	2009.	
<b>Djeca roditelja koji zanemaruju ili zlostavljaju djecu</b> <i>Children of parents who neglect or molest children</i>	<b>svoga</b>	<b>1.714</b>	<b>1.873</b>	<b>1.913</b>	<b>2.085</b>	<b>2.271</b>	<b>2.118</b>	<b>all</b>
	muški	896	971	985	1.059	1.094	1.066	males
	ženski	818	902	928	1.026	1.177	1.052	females
<b>Djeca čiji je razvoj ometen porodičnim prilikama</b> <i>Children whose development is hindered by family situation</i>	<b>svoga</b>	<b>5.276</b>	<b>5.690</b>	<b>6.172</b>	<b>6.896</b>	<b>7.108</b>	<b>7.595</b>	<b>all</b>
	muški	2.403	2.779	3.041	3.296	3.295	3.784	males
	ženski	2.873	2.911	3.131	3.600	3.813	3.811	females
<b>Odgojno zanemarena i zapuštena djeca</b> <i>Socially neglected and maladjusted children</i>	<b>svoga</b>	<b>3.496</b>	<b>3.778</b>	<b>3.549</b>	<b>3.622</b>	<b>4.223</b>	<b>4.052</b>	<b>all</b>
	muški	2.458	2.667	2.341	2.426	2.879	2.698	males
	ženski	1.038	1.111	1.208	1.196	1.344	1.354	females
<b>Osobe sa smetnjama u psihičkom i fizičkom razvoju</b> <i>Mentally and physically handicapped persons</i>	<b>svoga</b>	<b>9.017</b>	<b>10.152</b>	<b>11.111</b>	<b>11.793</b>	<b>12.528</b>	<b>13.645</b>	<b>all</b>
	muški	5.283	6.053	6.206	6.307	6.726	7.390	males
	ženski	3.734	4.099	4.905	5.486	5.802	6.255	females
<b>Sa oštećenjem vida</b> <i>With visual impairment</i>	<b>svoga</b>	<b>610</b>	<b>697</b>	<b>767</b>	<b>789</b>	<b>845</b>	<b>837</b>	<b>all</b>
	muški	317	362	399	421	446	422	males
	ženski	293	335	368	368	399	415	females
<b>Sa oštećenjem sluha</b> <i>With hearing impairment</i>	<b>svoga</b>	<b>590</b>	<b>634</b>	<b>708</b>	<b>788</b>	<b>791</b>	<b>779</b>	<b>all</b>
	muški	327	347	376	409	395	380	males
	ženski	263	287	332	379	396	399	females
<b>Sa poremećajima u glasu i govoru</b> <i>With voice and speech impediments</i>	<b>svoga</b>	<b>642</b>	<b>816</b>	<b>809</b>	<b>886</b>	<b>934</b>	<b>925</b>	<b>all</b>
	muški	381	537	461	472	502	465	males
	ženski	261	279	348	414	432	460	females
<b>Fizički invalidne osobe</b> <i>Physically disabled persons</i>	<b>svoga</b>	<b>1.278</b>	<b>1.426</b>	<b>1.750</b>	<b>1.948</b>	<b>2.147</b>	<b>2.194</b>	<b>all</b>
	muški	768	826	1.012	1.014	1.101	1.135	males
	ženski	510	600	738	934	1.046	1.059	females
<b>Mentalno zaostale osobe</b> <i>Mentally disabled persons</i>	<b>svoga</b>	<b>3.421</b>	<b>3.465</b>	<b>4.182</b>	<b>4.343</b>	<b>4.549</b>	<b>4.596</b>	<b>all</b>
	muški	1.991	2.056	2.304	2.396	2.485	2.525	males
	ženski	1.430	1.409	1.878	1.947	2.064	2.071	females
<b>Sa poremećajima u ponašanju i ličnosti</b> <i>With behavioural and personal breakdown</i>	<b>svoga</b>	<b>729</b>	<b>992</b>	<b>1.089</b>	<b>1.196</b>	<b>1.117</b>	<b>1.064</b>	<b>all</b>
	muški	448	609	626	698	665	673	males
	ženski	281	383	463	498	452	391	females
<b>Sa kombinovanim smetnjama</b> <i>With combined handicaps</i>	<b>svoga</b>	<b>1.747</b>	<b>2.122</b>	<b>2.545</b>	<b>2.758</b>	<b>2.960</b>	<b>3.250</b>	<b>all</b>
	muški	1.051	1.316	1.465	1.449	1.629	1.790	males
	ženski	696	806	1.080	1.309	1.331	1.460	females

Kategorija korisnika <i>Category of beneficiary</i>		2004.	2005.	2006.	2007.	2008.	2009.	
<b>Osobe društveno neprihvatljivog ponašanja</b> <i>Persons with social unacceptable behavior</i>	<b>svega</b>	<b>5.301</b>	<b>6.369</b>	<b>6.938</b>	<b>7.002</b>	<b>7.728</b>	<b>7.791</b>	<b>all</b>
	muški	4.127	4.926	5.276	5.236	5.331	5.879	males
	ženski	1.174	1.443	1.662	1.766	2.397	1.912	females
<b>Sklone skitnji</b> <i>Inclined to vagrancy</i>	<b>svega</b>	<b>872</b>	<b>925</b>	<b>1.024</b>	<b>999</b>	<b>1.086</b>	<b>982</b>	<b>all</b>
	muški	533	615	708	625	642	603	males
	ženski	339	310	316	374	444	379	females
<b>Sklone prosjačenju</b> <i>Inclined to begging</i>	<b>svega</b>	<b>715</b>	<b>872</b>	<b>1.008</b>	<b>1.024</b>	<b>1.251</b>	<b>1.304</b>	<b>all</b>
	muški	402	477	536	528	651	635	males
	ženski	313	395	472	496	600	669	females
<b>Sklone prostituciji</b> <i>Inclined to prostitution</i>	<b>svega</b>	<b>150</b>	<b>269</b>	<b>197</b>	<b>237</b>	<b>293</b>	<b>189</b>	<b>all</b>
	muški	25	143	21	74	82	50	males
	ženski	125	126	176	163	211	139	females
<b>Sklone vršenju krivičnih djela</b> <i>Inclined to committing criminal acts</i>	<b>svega</b>	<b>2.800</b>	<b>3.555</b>	<b>3.756</b>	<b>3.911</b>	<b>4.296</b>	<b>4.531</b>	<b>all</b>
	muški	2.556	3.138	3.272	3.387	3.354	4.014	males
	ženski	244	417	484	524	942	517	females
<b>Alkoholičari</b> <i>Alcoholics</i>	<b>svega</b>	<b>374</b>	<b>372</b>	<b>505</b>	<b>369</b>	<b>323</b>	<b>342</b>	<b>all</b>
	muški	297	280	424	303	265	265	males
	ženski	77	92	81	66	58	77	females
<b>Narkomani</b> <i>Drug addicts</i>	<b>svega</b>	<b>390</b>	<b>376</b>	<b>448</b>	<b>462</b>	<b>479</b>	<b>443</b>	<b>all</b>
	muški	314	273	315	319	337	312	males
	ženski	76	103	133	143	142	131	females
<b>Psihički bolesne osobe</b> <i>Mentally ill persons</i>	<b>svega</b>	<b>335</b>	<b>328</b>	<b>386</b>	<b>374</b>	<b>389</b>	<b>425</b>	<b>all</b>
	muški	198	195	228	216	208	221	males
	ženski	137	133	158	158	181	204	females
<b>Sklone raznim psihičkim oboljenjima</b> <i>Inclined to different mental diseases</i>	<b>svega</b>	<b>335</b>	<b>328</b>	<b>386</b>	<b>374</b>	<b>389</b>	<b>425</b>	<b>all</b>
	muški	198	195	228	216	208	221	males
	ženski	137	133	158	158	181	204	females
<b>U stanju različitih socijalno-zaštitnih potreba</b> <i>Persons in different social and protective needs</i>	<b>svega</b>	<b>56.696</b>	<b>62.104</b>	<b>60.427</b>	<b>61.860</b>	<b>64.311</b>	<b>64.087</b>	<b>all</b>
	muški	31.690	33.598	31.324	32.215	33.198	33.501	males
	ženski	25.006	28.506	29.103	29.645	31.113	30.586	females
<b>Sa teškim stambenim prilikama</b> <i>With serious housing problems</i>	<b>svega</b>	<b>5.866</b>	<b>7.252</b>	<b>4.442</b>	<b>5.370</b>	<b>5.434</b>	<b>5.309</b>	<b>all</b>
	muški	3.009	3.707	2.380	2.511	2.761	2.705	males
	ženski	2.857	3.545	2.062	2.859	2.673	2.604	females
<b>Vratili se sa izdržavanja kazne</b> <i>Returned from imprisonment</i>	<b>svega</b>	<b>186</b>	<b>19</b>	<b>14</b>	<b>15</b>	<b>12</b>	<b>21</b>	<b>all</b>
	muški	172	15	13	7	9	16	males
	ženski	14	4	1	8	3	5	females

Kategorija korisnika <i>Category of beneficiary</i>		2004.	2005.	2006.	2007.	2008.	2009.	
<b>Stradali u elementarnim nepogodama</b>	<b>svega</b>	<b>150</b>	<b>57</b>	<b>137</b>	<b>90</b>	<b>80</b>	<b>119</b>	<b>all</b>
<i>Suffered in natural disasters</i>	muški	58	30	65	46	52	61	<i>males</i>
	ženski	92	27	72	44	28	58	<i>females</i>
<b>Civilne žrtve rata</b>	<b>svega</b>	<b>664</b>	<b>682</b>	<b>645</b>	<b>613</b>	<b>568</b>	<b>173</b>	<b>all</b>
<i>Civil victims of war</i>	muški	378	351	356	340	298	104	<i>males</i>
	ženski	286	331	289	273	270	69	<i>females</i>
<b>Članovi porodice civilnih žrtava rata</b>	<b>svega</b>	<b>668</b>	<b>896</b>	<b>1.962</b>	<b>681</b>	<b>692</b>	<b>702</b>	<b>all</b>
<i>Members of family of civil victims of war</i>	muški	343	496	1.098	396	390	366	<i>males</i>
	ženski	325	400	864	285	302	336	<i>females</i>
<b>Kojima su potrebne usluge socijalnog rada</b>	<b>svega</b>	<b>49.162</b>	<b>53.198</b>	<b>53.227</b>	<b>55.091</b>	<b>57.525</b>	<b>57.763</b>	<b>all</b>
<i>Who need services of social welfare</i>	muški	27.730	28.999	27.412	28.915	29.688	30.249	<i>males</i>
	ženski	21.432	24.199	25.815	26.176	27.837	27.514	<i>females</i>
<b>Bez specifične kategorije (ostali)</b>	<b>svega</b>	<b>7.090</b>	<b>7.996</b>	<b>11.034</b>	<b>7.672</b>	<b>10.865</b>	<b>5.913</b>	<b>all</b>
<i>Without specific category (others)</i>	muški	3.012	4.252	5.374	3.849	5.201	2.960	<i>males</i>
	ženski	4.078	3.744	5.660	3.823	5.664	2.953	<i>females</i>

**Grafikon 2**  
Graph 2

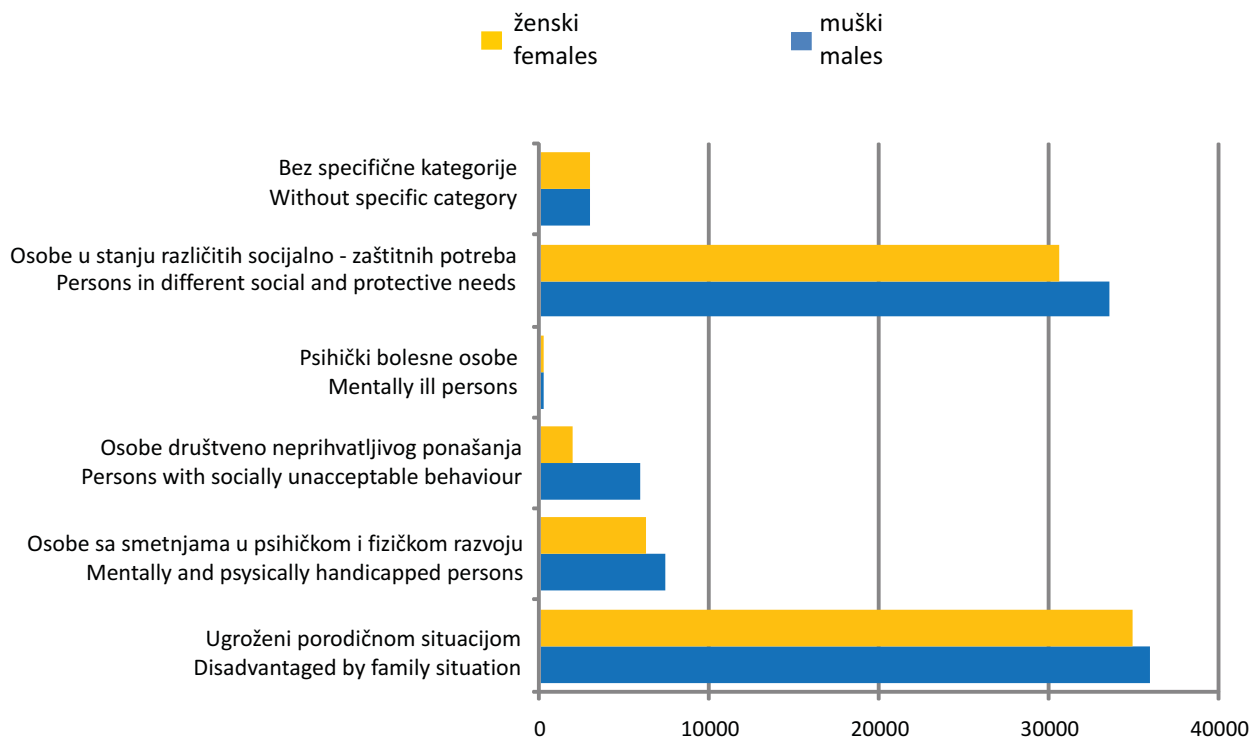
**Maloljetni korisnici socijalne zaštite prema spolu**  
*Minor beneficiaries of social welfare by sex*



**Grafikon 3**  
Graph 3

**Maloljetni korisnici socijalne zaštite prema grupama kategorija i spolu u 2009. godini**

*Minor beneficiaries of social welfare by type of category and sex in 2009*



**5. Maloljetni korisnici prema kategorijama, spolu i starosnim grupama u 2009. godini**  
*Minor beneficiaries by category, sex and age in 2009*

Kategorija korisnika <i>Category of beneficiary</i>		Starost / Age				
		ispod 7 godina <i>under 7 years</i>	7 - 14	15 - 16	17 - 18	
<b>Ugroženi porodičnom situacijom</b> <i>Disadvantaged by family situation</i>	<b>svoga</b>	<b>18.869</b>	<b>24.082</b>	<b>16.840</b>	<b>10.996</b>	<b>all</b>
	muški	9.178	12.060	8.537	6.150	males
	ženski	9.691	12.022	8.303	4.846	females
<b>Djeca bez oba roditelja</b> <i>Children without both parents</i>	<b>svoga</b>	<b>150</b>	<b>337</b>	<b>282</b>	<b>255</b>	<b>all</b>
	muški	68	183	125	122	males
	ženski	82	154	157	133	females
<b>Djeca nepoznatih roditelja</b> <i>Children of unknown parents</i>	<b>svoga</b>	<b>26</b>	<b>25</b>	<b>17</b>	<b>9</b>	<b>all</b>
	muški	15	17	7	3	males
	ženski	11	8	10	6	females
<b>Djeca napuštena od roditelja</b> <i>Children abandoned by parents</i>	<b>svoga</b>	<b>161</b>	<b>338</b>	<b>186</b>	<b>129</b>	<b>all</b>
	muški	83	159	104	72	males
	ženski	78	179	82	57	females
<b>Djeca roditelja spriječenih da obavljaju roditeljsku dužnost</b> <i>Children of parents prevented from performing parental duty</i>	<b>svoga</b>	<b>225</b>	<b>321</b>	<b>179</b>	<b>138</b>	<b>all</b>
	muški	127	165	83	72	males
	ženski	98	156	96	66	females
<b>Djeca roditelja lišenih roditeljskih prava</b> <i>Children of parents deprived of parental rights</i>	<b>svoga</b>	<b>21</b>	<b>42</b>	<b>15</b>	<b>11</b>	<b>all</b>
	muški	14	25	8	3	males
	ženski	7	17	7	8	females
<b>Djeca roditelja koja nemaju dovoljno prihoda</b> <i>Children of parents who have not enough income for care</i>	<b>svoga</b>	<b>15.488</b>	<b>18.160</b>	<b>12.780</b>	<b>7.727</b>	<b>all</b>
	muški	7.463	8.996	6.405	4.058	males
	ženski	8.025	9.164	6.375	3.669	females
<b>Djeca roditelja koji zanemaruju ili zlostavljaju djecu</b> <i>Parents neglect or molest children</i>	<b>svoga</b>	<b>592</b>	<b>846</b>	<b>471</b>	<b>209</b>	<b>all</b>
	muški	300	434	230	102	males
	ženski	292	412	241	107	females
<b>Djeca čiji je razvoj ometen porodičnim prilikama</b> <i>Children whose development is hindered by family situation</i>	<b>svoga</b>	<b>1.736</b>	<b>2.754</b>	<b>1.781</b>	<b>1.324</b>	<b>all</b>
	muški	829	1.317	883	755	males
	ženski	907	1.437	898	569	females
<b>Odgojno zanemarena i zapuštena djeca</b> <i>Socially neglected and maladjusted children</i>	<b>svoga</b>	<b>470</b>	<b>1.259</b>	<b>1.129</b>	<b>1.194</b>	<b>all</b>
	muški	279	764	692	963	males
	ženski	191	495	437	231	females
<b>Osobe sa smetnjama u psihičkom i fizičkom razvoju</b> <i>Mentally and physically handicapped persons</i>	<b>svoga</b>	<b>2.502</b>	<b>5.369</b>	<b>2.959</b>	<b>2.017</b>	<b>all</b>
	muški	1.279	2.849	1.596	1.151	males
	ženski	1.223	2.520	1.363	866	females

Kategorija korisnika <i>Category of beneficiary</i>		Starost / Age				
		ispod 7 godina <i>under 7 years</i>	7 - 14	15 - 16	17 - 18	
<b>Sa oštećenjem vida</b> <i>With visual impairment</i>	<b>svoga</b>	<b>161</b>	<b>318</b>	<b>213</b>	<b>145</b>	<b>all</b>
	muški	80	159	108	75	males
	ženski	81	159	105	70	females
<b>Sa oštećenjem sluha</b> <i>With visual impairment</i>	<b>svoga</b>	<b>145</b>	<b>299</b>	<b>195</b>	<b>140</b>	<b>all</b>
	muški	63	152	96	69	males
	ženski	82	147	99	71	females
<b>Sa poremećajima u glasu i govoru</b> <i>With voice and speech impediments</i>	<b>svoga</b>	<b>197</b>	<b>376</b>	<b>233</b>	<b>119</b>	<b>all</b>
	muški	92	198	110	65	males
	ženski	105	178	123	54	females
<b>Fizički invalidne osobe</b> <i>Physically disabled persons</i>	<b>svoga</b>	<b>474</b>	<b>828</b>	<b>545</b>	<b>347</b>	<b>all</b>
	muški	214	450	269	202	males
	ženski	260	378	276	145	females
<b>Mentalno zaostale osobe</b> <i>Mentally disabled persons</i>	<b>svoga</b>	<b>731</b>	<b>2.023</b>	<b>1.046</b>	<b>796</b>	<b>all</b>
	muški	399	1.051	605	470	males
	ženski	332	972	441	326	females
<b>Sa poremećajima u ponašanju i ličnosti</b> <i>With behavioural and personal breakdown</i>	<b>svoga</b>	<b>75</b>	<b>329</b>	<b>366</b>	<b>294</b>	<b>all</b>
	muški	44	185	234	210	males
	ženski	31	144	132	84	females
<b>Sa kombinovanim smetnjama</b> <i>With combined handicaps</i>	<b>svoga</b>	<b>690</b>	<b>1.330</b>	<b>636</b>	<b>417</b>	<b>all</b>
	muški	369	737	354	236	males
	ženski	321	593	282	181	females
<b>Osobe društveno neprihvatljivog ponašanja</b> <i>Persons with social unacceptable behavior</i>	<b>svoga</b>	<b>253</b>	<b>1.483</b>	<b>2.866</b>	<b>3.189</b>	<b>all</b>
	muški	121	1.011	2.127	2.620	males
	ženski	132	472	739	569	females
<b>Sklone skitnji</b> <i>Inclined to vagrancy</i>	<b>svoga</b>	<b>37</b>	<b>327</b>	<b>402</b>	<b>216</b>	<b>all</b>
	muški	26	220	224	133	males
	ženski	11	107	178	83	females
<b>Sklone prosjačenju</b> <i>Inclined to begging</i>	<b>svoga</b>	<b>192</b>	<b>503</b>	<b>356</b>	<b>253</b>	<b>all</b>
	muški	75	257	179	124	males
	ženski	117	246	177	129	females
<b>Sklone prostituciji</b> <i>Inclined to prostitution</i>	<b>svoga</b>	<b>1</b>	<b>14</b>	<b>83</b>	<b>91</b>	<b>all</b>
	muški	1	4	17	28	males
	ženski	0	10	66	63	females
<b>Sklone vršenju krivičnih djela</b> <i>Inclined to committing criminal acts</i>	<b>svoga</b>	<b>21</b>	<b>568</b>	<b>1.768</b>	<b>2.174</b>	<b>all</b>
	muški	18	488	1.520	1.988	males
	ženski	3	80	248	186	females



Kategorija korisnika <i>Category of beneficiary</i>		Starost / Age				
		ispod 7 godina <i>under 7 years</i>	7 - 14	15 - 16	17 - 18	
<b>Alkoholičari</b> <i>Alcoholics</i>	<b>svega</b>	<b>2</b>	<b>38</b>	<b>100</b>	<b>202</b>	<b>all</b>
	muški	1	29	74	161	<i>males</i>
	ženski	1	9	26	41	<i>females</i>
<b>Narkomani</b> <i>Drug addicts</i>	<b>svega</b>	<b>0</b>	<b>33</b>	<b>157</b>	<b>253</b>	<b>all</b>
	muški	0	13	113	186	<i>males</i>
	ženski	0	20	44	67	<i>females</i>
<b>Psihički bolesne osobe</b> <i>Mentally ill persons</i>	<b>svega</b>	<b>24</b>	<b>71</b>	<b>118</b>	<b>212</b>	<b>all</b>
	muški	12	31	57	121	<i>males</i>
	ženski	12	40	61	91	<i>females</i>
<b>Sklone raznim psihičkim oboljenjima</b> <i>Inclined to different mental diseases</i>	<b>svega</b>	<b>24</b>	<b>71</b>	<b>118</b>	<b>212</b>	<b>all</b>
	muški	12	31	57	121	<i>males</i>
	ženski	12	40	61	91	<i>females</i>
<b>U stanju različitih socijalno-zaštitnih potreba</b> <i>Persons in different social and protective needs</i>	<b>svega</b>	<b>11.544</b>	<b>18.057</b>	<b>17.430</b>	<b>17.056</b>	<b>all</b>
	muški	6.081	9.180	9.108	9.114	<i>males</i>
	ženski	5.463	8.877	8.322	7.942	<i>females</i>
<b>Sa teškim stambenim prilikama</b> <i>With serious housing problems</i>	<b>svega</b>	<b>1.098</b>	<b>1.520</b>	<b>1.425</b>	<b>1.266</b>	<b>all</b>
	muški	517	784	726	678	<i>males</i>
	ženski	581	736	699	588	<i>females</i>
<b>Vratila se sa izdržavanja kazne</b> <i>Returned from imprisonment</i>	<b>svega</b>	<b>0</b>	<b>0</b>	<b>1</b>	<b>20</b>	<b>all</b>
	muški	0	0	0	15	<i>males</i>
	ženski	0	0	1	5	<i>females</i>
<b>Stradala u elementarnim nepogodama</b> <i>Suffered in natural disasters</i>	<b>svega</b>	<b>24</b>	<b>26</b>	<b>33</b>	<b>36</b>	<b>all</b>
	muški	16	13	16	16	<i>males</i>
	ženski	8	13	17	20	<i>females</i>
<b>Civilne žrtve rata</b> <i>Civil victims of war</i>	<b>svega</b>	<b>19</b>	<b>40</b>	<b>54</b>	<b>60</b>	<b>all</b>
	muški	12	24	33	35	<i>males</i>
	ženski	7	16	21	25	<i>females</i>
<b>Članovi porodice civilnih žrtava rata</b> <i>Members of family of civil victims of war</i>	<b>svega</b>	<b>109</b>	<b>192</b>	<b>199</b>	<b>202</b>	<b>all</b>
	muški	58	91	102	115	<i>males</i>
	ženski	51	101	97	87	<i>females</i>
<b>Kojima su potrebne usluge socijalnog rada</b> <i>Who need services of social welfare</i>	<b>svega</b>	<b>10.294</b>	<b>16.279</b>	<b>15.718</b>	<b>15.472</b>	<b>all</b>
	muški	5.478	8.286	8.230	8.255	<i>males</i>
	ženski	4.816	7.993	7.488	7.217	<i>females</i>
<b>Bez specifične kategorije (ostali)</b> <i>Without specific category (others)</i>	<b>svega</b>	<b>1.648</b>	<b>2.432</b>	<b>783</b>	<b>1.050</b>	<b>all</b>
	muški	773	1.215	374	598	<i>males</i>
	ženski	875	1.217	409	452	<i>females</i>

**PUNOLJETNI KORISNICI SOCIJALNE ZAŠTITE**  
*ADULT BENEFICIARIES OF SOCIAL WELFARE*

**6. Korisnici prema kategorijama i spolu**

*Beneficiaries by category and sex*

Kategorija korisnika <i>Category of beneficiary</i>		2004.	2005.	2006.	2007.	2008.	2009.	
<b>UKUPNO</b> <i>TOTAL</i>	<b>svega</b>	<b>480.366</b>	<b>453.808</b>	<b>469.012</b>	<b>473.357</b>	<b>489.169</b>	<b>483.590</b>	<b>all</b>
	muški	217.203	219.265	225.587	224.955	240.085	228.684	males
	ženski	263.163	234.543	243.425	248.402	249.084	254.906	females
<b>Korisnici subvencioniranih troškova</b> <i>Beneficiaries of subventions</i>	<b>svega</b>	<b>27.869</b>	<b>24.314</b>	<b>22.624</b>	<b>15.691</b>	<b>23.059</b>	<b>25.801</b>	<b>all</b>
	muški	9.645	13.271	13.038	7.983	10.192	12.110	males
	ženski	18.224	11.043	9.586	7.708	12.867	13.691	females
<b>Subvencionirani troškovi stanarine, grijanja, sahrane</b> <i>Subventions for rents, heating, funeral</i>	<b>svega</b>	<b>27.869</b>	<b>24.314</b>	<b>22.624</b>	<b>15.691</b>	<b>23.059</b>	<b>25.801</b>	<b>all</b>
	muški	9.645	13.271	13.038	7.983	10.192	12.110	males
	ženski	18.224	11.043	9.586	7.708	12.867	13.691	females
<b>Osobe sa smetnjama u psihičkom i fizičkom razvoju</b> <i>Mentally and psysically handicapped persons</i>	<b>svega</b>	<b>22.544</b>	<b>23.980</b>	<b>30.514</b>	<b>37.917</b>	<b>42.365</b>	<b>40.128</b>	<b>all</b>
	muški	12.236	12.826	16.172	19.544	20.834	20.998	males
	ženski	10.308	11.154	14.342	18.373	21.531	19.130	females
<b>Sa oštećenjem vida</b> <i>With visual impairment</i>	<b>svega</b>	<b>2.704</b>	<b>2.789</b>	<b>3.151</b>	<b>3.688</b>	<b>4.031</b>	<b>4.009</b>	<b>all</b>
	muški	1.434	1.490	1.595	1.871	2.015	2.108	males
	ženski	1.270	1.299	1.556	1.817	2.016	1.901	females
<b>Sa oštećenjem sluha</b> <i>With hearing impairment</i>	<b>svega</b>	<b>2.011</b>	<b>2.124</b>	<b>2.569</b>	<b>2.894</b>	<b>2.999</b>	<b>2.858</b>	<b>all</b>
	muški	1.107	1.190	1.299	1.518	1.540	1.516	males
	ženski	904	934	1.270	1.376	1.459	1.342	females
<b>Sa poremećajima u glasu i govoru</b> <i>With voice and speech impediments</i>	<b>svega</b>	<b>864</b>	<b>850</b>	<b>991</b>	<b>1.295</b>	<b>1.251</b>	<b>1.025</b>	<b>all</b>
	muški	439	461	538	690	652	569	males
	ženski	425	389	453	605	599	456	females
<b>Fizički invalidne osobe</b> <i>Psysically disabled persons</i>	<b>svega</b>	<b>5.200</b>	<b>6.422</b>	<b>9.492</b>	<b>13.382</b>	<b>16.630</b>	<b>15.178</b>	<b>all</b>
	muški	2.846	3.447	4.943	6.459	7.762	7.661	males
	ženski	2.354	2.975	4.549	6.923	8.868	7.517	females
<b>Mentalno nedovoljno razvijene osobe</b> <i>Mentally disabled persons</i>	<b>svega</b>	<b>8.359</b>	<b>8.001</b>	<b>9.699</b>	<b>11.107</b>	<b>10.950</b>	<b>9.900</b>	<b>all</b>
	muški	4.591	4.183	5.326	6.116	5.854	5.411	males
	ženski	3.768	3.818	4.373	4.991	5.096	4.489	females
<b>Sa poremećajima u ponašanju i ličnosti</b> <i>With behavioural and personality disorders</i>	<b>svega</b>	<b>1.396</b>	<b>1.432</b>	<b>1.453</b>	<b>1.510</b>	<b>1.725</b>	<b>1.694</b>	<b>all</b>
	muški	887	857	875	864	1.018	921	males
	ženski	509	575	578	646	707	773	females

Kategorija korisnika <i>Category of beneficiary</i>		2004.	2005.	2006.	2007.	2008.	2009.	
<b>Sa kombinovanim smetnjama</b> <i>With combined handicaps</i>	<b>svoga</b>	<b>2.931</b>	<b>3.201</b>	<b>3.960</b>	<b>4.971</b>	<b>5.898</b>	<b>5.464</b>	<b>all</b>
	muški	1.494	1.657	2.051	2.503	2.641	2.812	males
	ženski	1.437	1.544	1.909	2.414	3.257	2.652	females
<b>Osobe društveno neprihvatljivog ponašanja</b> <i>Persons with socially unacceptable behaviour</i>	<b>svoga</b>	<b>6.248</b>	<b>6.852</b>	<b>7.358</b>	<b>7.344</b>	<b>8.177</b>	<b>7.969</b>	<b>all</b>
	muški	4.499	5.000	5.222	5.212	5.803	5.800	males
	ženski	1.749	1.852	2.136	2.132	2.374	2.169	females
<b>Sklone skitnji</b> <i>Inclined to vagrancy</i>	<b>svoga</b>	<b>1.058</b>	<b>1.249</b>	<b>973</b>	<b>968</b>	<b>1.094</b>	<b>1.023</b>	<b>all</b>
	muški	602	781	559	572	610	608	males
	ženski	456	468	414	396	484	415	females
<b>Sklone prosjačenju</b> <i>Inclined to begging</i>	<b>svoga</b>	<b>1.100</b>	<b>1.141</b>	<b>1.176</b>	<b>1.110</b>	<b>1.250</b>	<b>1.222</b>	<b>all</b>
	muški	508	518	506	524	578	578	males
	ženski	592	623	670	586	672	644	females
<b>Sklone prostituciji</b> <i>Inclined to prostitution</i>	<b>svoga</b>	<b>185</b>	<b>555</b>	<b>297</b>	<b>293</b>	<b>386</b>	<b>242</b>	<b>all</b>
	muški	21	350	55	27	92	25	males
	ženski	164	205	242	266	294	217	females
<b>Sklone vršenju krivičnih djela</b> <i>Inclined to committing criminal acts</i>	<b>svoga</b>	<b>1.264</b>	<b>1.081</b>	<b>1.711</b>	<b>1.629</b>	<b>1.810</b>	<b>1.961</b>	<b>all</b>
	muški	1.134	954	1.510	1.376	1.502	1.660	males
	ženski	130	127	201	253	308	301	females
<b>Alkoholičari</b> <i>Alcoholics</i>	<b>svoga</b>	<b>2.243</b>	<b>2.314</b>	<b>2.573</b>	<b>2.605</b>	<b>2.818</b>	<b>2.815</b>	<b>all</b>
	muški	1.915	1.974	2.147	2.175	2.427	2.396	males
	ženski	328	340	426	430	391	419	females
<b>Narkomani</b> <i>Drug addicts</i>	<b>svoga</b>	<b>398</b>	<b>487</b>	<b>628</b>	<b>739</b>	<b>819</b>	<b>706</b>	<b>all</b>
	muški	319	399	445	538	594	533	males
	ženski	79	88	183	201	225	173	females
<b>Psihički bolesne osobe</b> <i>Mentally ill persons</i>	<b>svoga</b>	<b>4.355</b>	<b>5.329</b>	<b>5.651</b>	<b>5.974</b>	<b>6.327</b>	<b>6.496</b>	<b>all</b>
	muški	2.324	2.816	3.080	3.306	3.357	3.416	males
	ženski	2.031	2.513	2.571	2.668	2.970	3.080	females
<b>Sklone raznim psihičkim oboljenjima</b> <i>Inclined to different mental diseases</i>	<b>svoga</b>	<b>4.355</b>	<b>5.329</b>	<b>5.651</b>	<b>5.974</b>	<b>6.327</b>	<b>6.496</b>	<b>all</b>
	muški	2.324	2.816	3.080	3.306	3.357	3.416	males
	ženski	2.031	2.513	2.571	2.668	2.970	3.080	females
<b>Osobe koje nemaju dovoljno prihoda za izdržavanje</b> <i>Persons not having a sufficient income to support themselves</i>	<b>svoga</b>	<b>173.931</b>	<b>169.322</b>	<b>174.339</b>	<b>175.430</b>	<b>173.515</b>	<b>171.687</b>	<b>all</b>
	muški	75.673	81.344	82.807	84.230	81.334	81.663	males
	ženski	98.258	87.978	91.532	91.200	92.181	90.024	females

Kategorija korisnika <i>Category of beneficiary</i>		2004.	2005.	2006.	2007.	2008.	2009.	
<b>Materijalno neosigurane i za rad nesposobne osobe</b> <i>Financially unprovided persons and persons unable to work</i>	<b>svoga</b>	<b>31.704</b>	<b>41.094</b>	<b>40.737</b>	<b>40.111</b>	<b>39.546</b>	<b>39.961</b>	<b>all</b>
	muški	13.484	20.108	19.394	18.846	18.255	18.232	males
	ženski	18.220	20.986	21.343	21.265	21.291	21.729	females
<b>Stare osobe bez porodičnog staranja</b> <i>Old persons without family care</i>	<b>svoga</b>	<b>18.719</b>	<b>20.926</b>	<b>21.589</b>	<b>21.905</b>	<b>18.811</b>	<b>18.173</b>	<b>all</b>
	muški	8.561	9.369	8.886	10.443	8.240	8.171	males
	ženski	10.158	11.557	12.703	11.462	10.571	10.002	females
<b>Hronično bolesne</b> <i>Chronically ill</i>	<b>svoga</b>	<b>7.983</b>	<b>9.085</b>	<b>10.567</b>	<b>10.008</b>	<b>11.703</b>	<b>11.913</b>	<b>all</b>
	muški	3.652	4.015	5.445	4.747	5.502	5.183	males
	ženski	4.331	5.070	5.122	5.261	6.201	6.730	females
<b>Osobe kojima je zbog posebnih okolnosti potrebna socijalna zaštita</b> <i>Persons requiring social services due to specific circumstances</i>	<b>svoga</b>	<b>37.446</b>	<b>31.591</b>	<b>28.214</b>	<b>31.630</b>	<b>32.326</b>	<b>35.116</b>	<b>all</b>
	muški	18.420	15.482	13.445	15.638	15.935	17.081	males
	ženski	19.026	16.109	14.769	15.992	16.391	18.035	females
<b>Ostale osobe u stanju socijalne zaštite</b> <i>Other persons in need of social services</i>	<b>svoga</b>	<b>59.834</b>	<b>49.638</b>	<b>54.680</b>	<b>58.722</b>	<b>59.053</b>	<b>57.749</b>	<b>all</b>
	muški	23.329	23.852	27.369	29.522	29.137	29.720	males
	ženski	36.505	25.786	27.311	29.200	29.916	28.029	females
<b>Korisnici humanitarne pomoći</b> <i>Beneficiaries of humanitarian aid</i>	<b>svoga</b>	<b>18.245</b>	<b>16.988</b>	<b>18.552</b>	<b>13.054</b>	<b>12.076</b>	<b>8.775</b>	<b>all</b>
	muški	8.227	8.518	8.268	5.034	4.265	3.276	males
	ženski	10.018	8.470	10.284	8.020	7.811	5.499	females
<b>Osobe u stanju različitih socijalno-zaštitnih potreba</b> <i>Persons in different social and protective needs</i>	<b>svoga</b>	<b>237.568</b>	<b>215.321</b>	<b>217.072</b>	<b>211.809</b>	<b>218.500</b>	<b>215.322</b>	<b>all</b>
	muški	109.042	99.689	99.464	95.425	110.860	98.735	males
	ženski	128.526	115.632	117.608	116.384	107.640	116.587	females
<b>Sa teškim stambenim prilikama</b> <i>With serious housing problems</i>	<b>svoga</b>	<b>11.157</b>	<b>14.055</b>	<b>13.259</b>	<b>12.360</b>	<b>12.108</b>	<b>11.104</b>	<b>all</b>
	muški	6.101	7.183	5.602	5.729	5.660	5.105	males
	ženski	5.056	6.872	7.657	6.631	6.448	5.999	females
<b>Vratili se sa izdržavanja kazne</b> <i>Returned from imprisonment</i>	<b>svoga</b>	<b>187</b>	<b>207</b>	<b>173</b>	<b>190</b>	<b>254</b>	<b>287</b>	<b>all</b>
	muški	169	166	156	174	220	264	males
	ženski	18	41	17	16	34	23	females
<b>Stradali u elementarnim nepogodama</b> <i>Suffered in natural disasters</i>	<b>svoga</b>	<b>150</b>	<b>201</b>	<b>334</b>	<b>233</b>	<b>247</b>	<b>232</b>	<b>all</b>
	muški	90	107	157	111	133	122	males
	ženski	60	94	177	122	114	110	females
<b>Civilne žrtve rata</b> <i>Civil victims of war</i>	<b>svoga</b>	<b>3.565</b>	<b>3.532</b>	<b>3.983</b>	<b>3.353</b>	<b>3.204</b>	<b>3.132</b>	<b>all</b>
	muški	1.999	1.981	2.099	1.824	1.770	1.737	males
	ženski	1.566	1.551	1.884	1.529	1.434	1.395	females

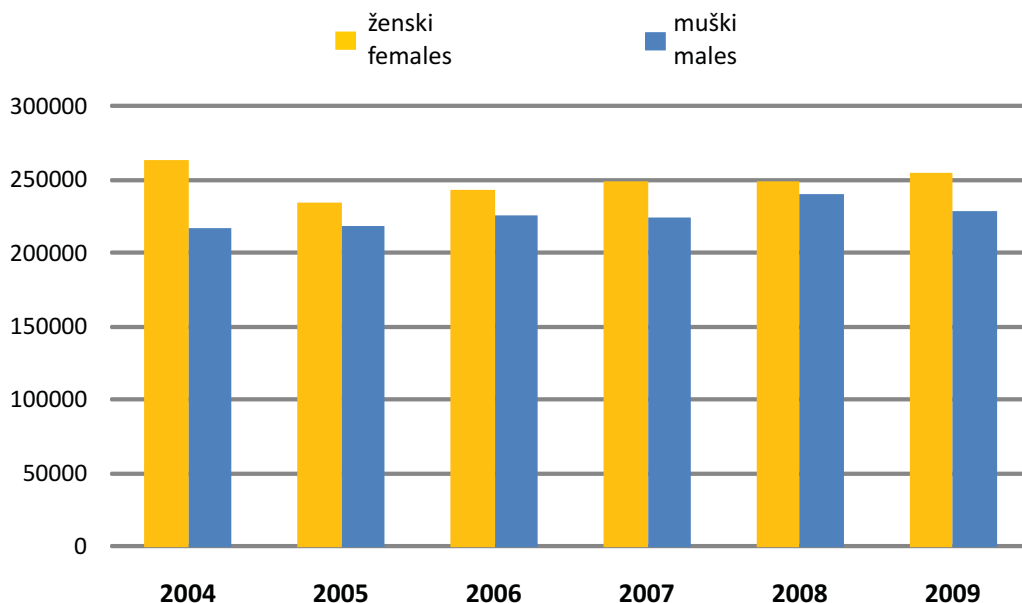
Kategorija korisnika <i>Category of beneficiary</i>		2004.	2005.	2006.	2007.	2008.	2009.	
<b>Članovi porodice civilnih žrtava rata</b> <i>Members of family of civilian victims of war</i>	<b>svega</b>	<b>4.399</b>	<b>4.855</b>	<b>4.796</b>	<b>3.720</b>	<b>4.139</b>	<b>3.871</b>	<b>all</b>
	muški	1.785	1.970	2.014	1.397	1.641	1.589	males
	ženski	2.614	2.885	2.782	2.323	2.498	2.282	females
<b>Kojima su potrebne usluge socijalnog rada</b> <i>In need of social welfare services</i>	<b>svega</b>	<b>218.110</b>	<b>192.471</b>	<b>194.527</b>	<b>191.953</b>	<b>198.548</b>	<b>196.696</b>	<b>all</b>
	muški	98.898	88.282	89.436	86.190	101.436	89.918	males
	ženski	119.212	104.189	105.091	105.763	97.112	106.778	females
<b>Bez specifične kategorije</b> <i>Without specific category</i>	<b>svega</b>	<b>7.851</b>	<b>8.690</b>	<b>11.454</b>	<b>19.192</b>	<b>17.226</b>	<b>16.187</b>	<b>all</b>
	muški	3.784	4.319	5.804	9.255	7.705	5.962	males
	ženski	4.067	4.371	5.650	9.937	9.521	10.225	females

**Grafikon 4**

Graph 4

**Punoljetni korisnici socijalne zaštite prema spolu**

*Adult beneficiaries of social welfare by sex*



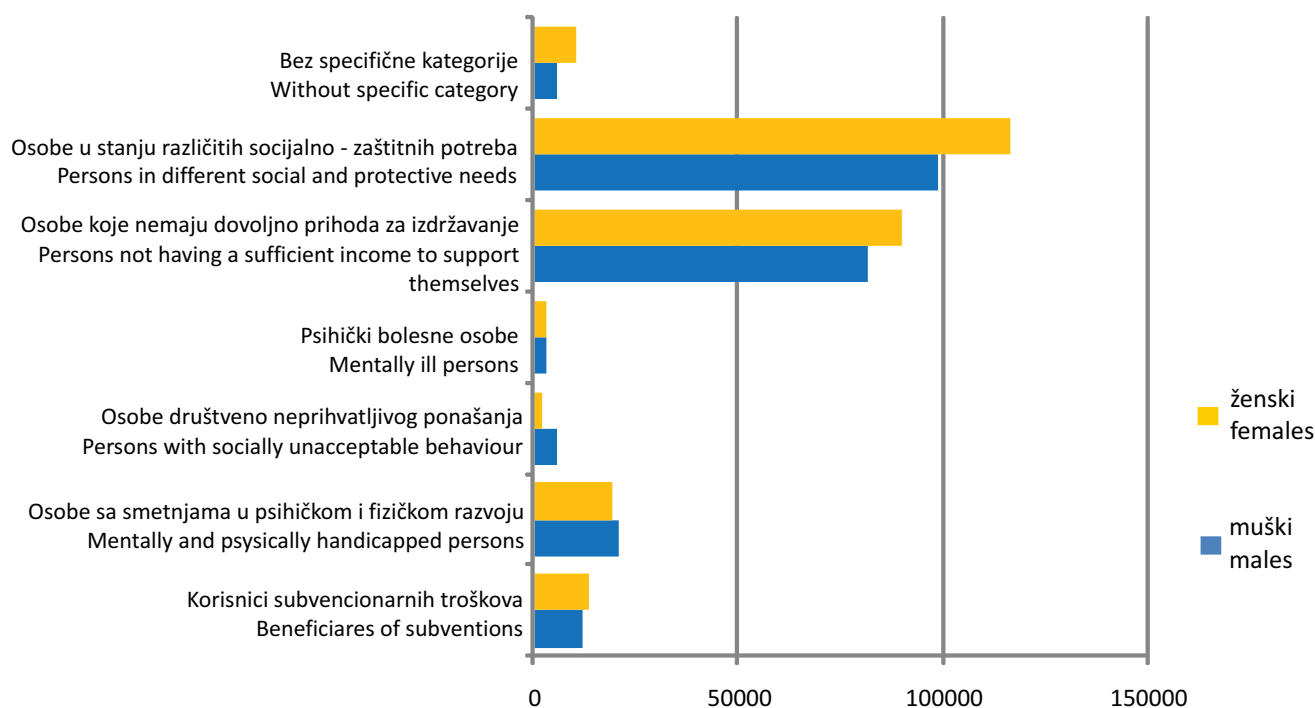
**Grafikon 5**

Graph 5

**Punoljetni korisnici socijalne zaštite prema grupama**

**kategorija i spolu u 2009. godini**

*Adult beneficiaries of social welfare by type of category and sex in 2009*



**7. Punoljetni korisnici prema kategorijama, spolu i starosnim grupama u 2009. godini**  
*Adult beneficiaries by category, sex and age in 2009.*

Kategorija korisnika <i>Category of beneficiary</i>		Starost / Age						
		18 - 21	22 - 26	27 - 45	46 - 59	60 - 65	65 +	
<b>Korisnici subvencioniranih troškova</b> <i>Beneficiaries of subventions</i>	<b>svega</b>	<b>703</b>	<b>2.276</b>	<b>6.212</b>	<b>4.920</b>	<b>5.189</b>	<b>6.501</b>	<b>all</b>
	muški	374	1.030	3.022	2.638	2.304	2.742	<i>males</i>
	ženski	329	1.246	3.190	2.282	2.885	3.759	<i>females</i>
<b>Subvencionirani troškovi stanarine, grijanja, sahrane</b> <i>Subventions for rents, heating, funeral</i>	<b>svega</b>	<b>703</b>	<b>2.276</b>	<b>6.212</b>	<b>4.920</b>	<b>5.189</b>	<b>6.501</b>	<b>all</b>
	muški	374	1.030	3.022	2.638	2.304	2.742	<i>males</i>
	ženski	329	1.246	3.190	2.282	2.885	3.759	<i>females</i>
<b>Osobe sa smetnjama u psihičkom i fizičkom razvoju</b> <i>Mentally and physically handicapped persons</i>	<b>svega</b>	<b>2.886</b>	<b>4.171</b>	<b>8.673</b>	<b>8.276</b>	<b>6.610</b>	<b>8.428</b>	<b>all</b>
	muški	1.601	2.187	4.535	4.385	3.380	4.339	<i>males</i>
	ženski	1.285	1.984	4.138	3.891	3.230	4.089	<i>females</i>
<b>Sa oštećenjem vida</b> <i>With visual impairment</i>	<b>svega</b>	<b>220</b>	<b>344</b>	<b>538</b>	<b>722</b>	<b>810</b>	<b>1.375</b>	<b>all</b>
	muški	126	172	270	374	408	758	<i>males</i>
	ženski	94	172	268	348	402	617	<i>females</i>
<b>Sa oštećenjem sluha</b> <i>With hearing impairment</i>	<b>svega</b>	<b>156</b>	<b>274</b>	<b>517</b>	<b>554</b>	<b>666</b>	<b>691</b>	<b>all</b>
	muški	85	133	259	296	373	370	<i>males</i>
	ženski	71	141	258	258	293	321	<i>females</i>
<b>Sa poremećajima u glasu i govoru</b> <i>With voice and speech impediments</i>	<b>svega</b>	<b>91</b>	<b>140</b>	<b>221</b>	<b>228</b>	<b>203</b>	<b>142</b>	<b>all</b>
	muški	50	83	117	114	108	97	<i>males</i>
	ženski	41	57	104	114	95	45	<i>females</i>
<b>Fizički invalidne osobe</b> <i>Physically disabled persons</i>	<b>svega</b>	<b>762</b>	<b>1.071</b>	<b>2.596</b>	<b>3.413</b>	<b>2.950</b>	<b>4.386</b>	<b>all</b>
	muški	417	542	1.364	1.789	1.443	2.106	<i>males</i>
	ženski	345	529	1.232	1.624	1.507	2.280	<i>females</i>
<b>Mentalno nedovoljno razvijene osobe</b> <i>Mentally disabled persons</i>	<b>svega</b>	<b>920</b>	<b>1.404</b>	<b>3.236</b>	<b>2.163</b>	<b>1.135</b>	<b>1.042</b>	<b>all</b>
	muški	503	735	1.746	1.202	639	586	<i>males</i>
	ženski	417	669	1.490	961	496	456	<i>females</i>
<b>Sa poremećajima u ponašanju i ličnosti</b> <i>With behavioural and personality disorders</i>	<b>svega</b>	<b>226</b>	<b>321</b>	<b>374</b>	<b>336</b>	<b>269</b>	<b>168</b>	<b>all</b>
	muški	119	181	192	195	157	77	<i>males</i>
	ženski	107	140	182	141	112	91	<i>females</i>
<b>Sa kombinovanim smetnjama</b> <i>With combined handicaps</i>	<b>svega</b>	<b>670</b>	<b>868</b>	<b>1.416</b>	<b>1.030</b>	<b>749</b>	<b>731</b>	<b>all</b>
	muški	384	480	691	511	353	393	<i>males</i>
	ženski	286	388	725	519	396	338	<i>females</i>
<b>Osobe društveno neprihvatljivog ponašanja</b> <i>Persons with socially unacceptable behaviour</i>	<b>svega</b>	<b>1.283</b>	<b>1.553</b>	<b>2.128</b>	<b>1.770</b>	<b>808</b>	<b>441</b>	<b>all</b>
	muški	827	1.036	1.576	1.395	630	350	<i>males</i>
	ženski	456	517	552	375	178	91	<i>females</i>

Kategorija korisnika <i>Category of beneficiary</i>		Starost / Age						
		18 - 21	22 - 26	27 - 45	46 - 59	60 - 65	65 +	
<b>Sklone skitnji</b> <i>Inclined to vagrancy</i>	<b>svoga</b>	<b>193</b>	<b>207</b>	<b>247</b>	<b>209</b>	<b>92</b>	<b>75</b>	<b>all</b>
	muški	116	117	141	130	63	41	<i>males</i>
	ženski	77	90	106	79	29	34	<i>females</i>
<b>Sklone prosjačenju</b> <i>Inclined to begging</i>	<b>svoga</b>	<b>221</b>	<b>237</b>	<b>260</b>	<b>240</b>	<b>181</b>	<b>83</b>	<b>all</b>
	muški	74	97	132	122	101	52	<i>males</i>
	ženski	147	140	128	118	80	31	<i>females</i>
<b>Sklone prostituciji</b> <i>Inclined to prostitution</i>	<b>svoga</b>	<b>60</b>	<b>81</b>	<b>66</b>	<b>27</b>	<b>5</b>	<b>3</b>	<b>all</b>
	muški	4	7	4	3	5	2	<i>males</i>
	ženski	56	74	62	24	0	1	<i>females</i>
<b>Sklone vršenju krivičnih djela</b> <i>Inclined to committing criminal acts</i>	<b>svoga</b>	<b>408</b>	<b>452</b>	<b>540</b>	<b>385</b>	<b>128</b>	<b>48</b>	<b>all</b>
	muški	336	375	454	341	110	44	<i>males</i>
	ženski	72	77	86	44	18	4	<i>females</i>
<b>Alkoholičari</b> <i>Alcoholics</i>	<b>svoga</b>	<b>215</b>	<b>365</b>	<b>781</b>	<b>844</b>	<b>381</b>	<b>229</b>	<b>all</b>
	muški	170	281	661	738	337	209	<i>males</i>
	ženski	45	84	120	106	44	20	<i>females</i>
<b>Narkomani</b> <i>Drug addicts</i>	<b>svoga</b>	<b>186</b>	<b>211</b>	<b>227</b>	<b>60</b>	<b>19</b>	<b>3</b>	<b>all</b>
	muški	127	159	177	56	12	2	<i>males</i>
	ženski	59	52	50	4	7	1	<i>females</i>
<b>Psihički bolesne osobe</b> <i>Mentally ill persons</i>	<b>svoga</b>	<b>317</b>	<b>605</b>	<b>1.870</b>	<b>2.014</b>	<b>893</b>	<b>797</b>	<b>all</b>
	muški	162	314	1.023	1.032	468	417	<i>males</i>
	ženski	155	291	847	982	425	380	<i>females</i>
<b>Sklona raznim psihičkim oboljenjima</b> <i>Inclined to different mental diseases</i>	<b>svoga</b>	<b>317</b>	<b>605</b>	<b>1.870</b>	<b>2.014</b>	<b>893</b>	<b>797</b>	<b>all</b>
	muški	162	314	1.023	1.032	468	417	<i>males</i>
	ženski	155	291	847	982	425	380	<i>females</i>
<b>Osobe koje nemaju dovoljno prihoda za izdržavanje</b> <i>Persons not having a sufficient income to support themselves</i>	<b>svoga</b>	<b>9.366</b>	<b>14.517</b>	<b>30.561</b>	<b>38.704</b>	<b>35.671</b>	<b>42.868</b>	<b>all</b>
	muški	4.634	6.626	13.300	18.686	17.132	21.285	<i>males</i>
	ženski	4.732	7.891	17.261	20.018	18.539	21.583	<i>females</i>
<b>Materijalno neosigurane i za rad nesposobne osobe</b> <i>Financially unprovided persons and persons unable to work</i>	<b>svoga</b>	<b>1.382</b>	<b>2.835</b>	<b>5.066</b>	<b>7.668</b>	<b>10.958</b>	<b>12.052</b>	<b>all</b>
	muški	779	1.466	2.281	3.429	5.057	5.220	<i>males</i>
	ženski	603	1.369	2.785	4.239	5.901	6.832	<i>females</i>
<b>Stare osobe bez porodičnog staranja</b> <i>Old persons without family care</i>	<b>svoga</b>	<b>0</b>	<b>0</b>	<b>0</b>	<b>86</b>	<b>7.382</b>	<b>10.705</b>	<b>all</b>
	muški	0	0	0	29	3.543	4.599	<i>males</i>
	ženski	0	0	0	57	3.839	6.106	<i>females</i>
<b>Hronično bolesne</b> <i>Chronically ill</i>	<b>svoga</b>	<b>589</b>	<b>985</b>	<b>2.167</b>	<b>3.366</b>	<b>1.968</b>	<b>2.838</b>	<b>all</b>
	muški	290	421	974	1.454	928	1.116	<i>males</i>
	ženski	299	564	1.193	1.912	1.040	1.722	<i>females</i>



Kategorija korisnika <i>Category of beneficiary</i>		Starost / Age						
		18 - 21	22 - 26	27 - 45	46 - 59	60 - 65	65 +	
<b>Osobe kojima je zbog posebnih okolnosti potrebna socijalna zaštita</b> <i>Persons requiring social services due to specific circumstances</i>	<b>svega</b>	<b>2.352</b>	<b>4.178</b>	<b>9.553</b>	<b>12.747</b>	<b>2.819</b>	<b>3.467</b>	<b>all</b>
	muški	1.153	1.784	4.385	6.657	1.390	1.712	males
	ženski	1.199	2.394	5.168	6.090	1.429	1.755	females
<b>Ostale osobe u stanju socijalne zaštite</b> <i>Other persons in need of social services</i>	<b>svega</b>	<b>4.438</b>	<b>5.776</b>	<b>12.258</b>	<b>13.249</b>	<b>10.171</b>	<b>11.857</b>	<b>all</b>
	muški	2.187	2.652	4.972	6.579	5.362	7.968	males
	ženski	2.251	3.124	7.286	6.670	4.809	3.889	females
<b>Korisnici humanitarne pomoći</b> <i>Beneficiaries of humanitarian aid</i>	<b>svega</b>	<b>603</b>	<b>738</b>	<b>1.483</b>	<b>1.588</b>	<b>2.414</b>	<b>1.949</b>	<b>all</b>
	muški	224	301	667	538	876	670	males
	ženski	379	437	816	1.050	1.538	1.279	females
<b>Osobe u stanju različitih socijalno-zaštitnih potreba</b> <i>Persons in different social and protective needs</i>	<b>svega</b>	<b>24.615</b>	<b>28.100</b>	<b>41.264</b>	<b>43.149</b>	<b>39.774</b>	<b>38.420</b>	<b>all</b>
	muški	12.611	13.352	17.778	18.163	18.652	18.179	males
	ženski	12.004	14.748	23.486	24.986	21.122	20.241	females
<b>Sa teškim stambenim prilikama</b> <i>With serious housing problems</i>	<b>svega</b>	<b>572</b>	<b>1.244</b>	<b>2.695</b>	<b>2.492</b>	<b>2.486</b>	<b>1.615</b>	<b>all</b>
	muški	257	653	1.045	1.163	1.221	766	males
	ženski	315	591	1.650	1.329	1.265	849	females
<b>Vratila se sa izdržavanja kazne</b> <i>Returned from imprisonment</i>	<b>svega</b>	<b>20</b>	<b>44</b>	<b>131</b>	<b>73</b>	<b>15</b>	<b>4</b>	<b>all</b>
	muški	18	38	124	67	14	3	males
	ženski	2	6	7	6	1	1	females
<b>Stradala u elementarnim nepogodama</b> <i>Suffered in natural disasters</i>	<b>svega</b>	<b>32</b>	<b>34</b>	<b>79</b>	<b>39</b>	<b>30</b>	<b>18</b>	<b>all</b>
	muški	18	12	40	25	15	12	males
	ženski	14	22	39	14	15	6	females
<b>Civilne žrtve rata</b> <i>Civil victims of war</i>	<b>svega</b>	<b>193</b>	<b>359</b>	<b>735</b>	<b>878</b>	<b>491</b>	<b>476</b>	<b>all</b>
	muški	119	211	381	463	285	278	males
	ženski	74	148	354	415	206	198	females
<b>Članovi porodice civilnih žrtava rata</b> <i>Members of family of civilian victims of war</i>	<b>svega</b>	<b>318</b>	<b>307</b>	<b>626</b>	<b>905</b>	<b>855</b>	<b>860</b>	<b>all</b>
	muški	145	156	257	367	361	303	males
	ženski	173	151	369	538	494	557	females
<b>Kojima su potrebne usluge socijalnog rada</b> <i>In need of social welfare services</i>	<b>svega</b>	<b>23.480</b>	<b>26.112</b>	<b>36.998</b>	<b>38.762</b>	<b>35.897</b>	<b>35.447</b>	<b>all</b>
	muški	12.054	12.282	15.931	16.078	16.756	16.817	males
	ženski	11.426	13.830	21.067	22.684	19.141	18.630	females
<b>Bez specifične kategorije</b> <i>Without specific category</i>	<b>svega</b>	<b>1.244</b>	<b>2.001</b>	<b>6.177</b>	<b>3.496</b>	<b>1.686</b>	<b>1.583</b>	<b>all</b>
	muški	478	603	1.770	1.755	707	649	males
	ženski	766	1.398	4.407	1.741	979	934	females

## 8. Oblici i usluge socijalne zaštite - maloljetni korisnici

*Forms and services of social welfare - minor beneficiaries*

Kategorija korisnika <i>Category of beneficiaries</i>	2004.	2005.	2006.	2007.	2008.	2009.
<b>UKUPNO</b> <i>TOTAL</i>	<b>111.365</b>	<b>71.915</b>	<b>76.670</b>	<b>79.093</b>	<b>72.775</b>	<b>100.929</b>
<b>Starateljstvo i usvojenje</b> <i>Guarding and adoption</i>	5.404	4.471	5.285	4.650	3.234	2.478
<b>Starateljstvo</b> <i>Guardianship</i>	2.920	2.056	2.282	2.009	1.744	1.599
<b>Starateljstvo za posebne slučajeve</b> <i>Guardianship for special cases</i>	2.283	2.333	2.936	2.554	1.421	821
<b>Usvojenje</b> <i>Adoption</i>	201	82	67	87	69	58
<b>Smještaj u ustanove</b> <i>Placement in institutions</i>	2.196	2.323	2.276	2.160	1.839	1.757
<b>U predškolske ustanove</b> <i>In pre-school institutions</i>	48	142	285	110	36	30
<b>U dom za djecu i omladinu</b> <i>In institution for children and adolescents</i>	150	129	160	187	150	154
<b>U ustanovu za djecu bez roditeljskog staranja</b> <i>In institutions for children deprived of parental care</i>	629	669	595	661	679	595
<b>Smještaj u drugu porodicu</b> <i>With foster family</i>	918	934	821	742	610	599
<b>U učenički ili studentski dom</b> <i>In pupil or student hostel</i>	62	80	59	66	80	37
<b>U ustanovu za rehabilitaciju i zaštitu</b> <i>In institution for rehabilitation and care</i>	219	208	177	241	158	195
<b>U druge ustanove socijalne zaštite</b> <i>In other social welfare facilities</i>	170	161	179	153	126	147
<b>Odgojne mjere zaštite i sigurnosti prema maloljetnicima</b> <i>Educational and protective measures to minors</i>	2.271	2.252	2.376	2.040	1.487	1.576
<b>Sudski ukor</b> <i>Court reprimand</i>	275	207	209	257	261	294
<b>Pojačan nadzor roditelja ili staratelja</b> <i>Extensive surveillance by parents or guardians</i>	620	601	634	738	572	585

Kategorija korisnika <i>Category of beneficiaries</i>	2004.	2005.	2006.	2007.	2008.	2009.
<b>Pojačan nadzor organa starateljstva</b> <i>Extensive surveillance by guardian organization</i>	542	675	550	429	369	383
<b>Pojačan nadzor u drugoj porodici</b> <i>Extensive surveillance in foster family</i>	131	30	39	17	23	12
<b>Upućivanje u disciplinski centar</b> <i>Assignment to disciplinary centre</i>	10	4	35	-	17	37
<b>Upućivanje u odgojnu organizaciju</b> <i>Assignment to organization for upbringing</i>	44	27	52	32	26	19
<b>Upućivanje u odgojno-popravni dom</b> <i>Assignment to correctional institution</i>	15	6	15	15	18	18
<b>Upućivanje u maloljetnički pritvor</b> <i>Assignment to juvenile prison</i>	16	19	13	23	13	14
<b>Upućivanje u ustanovu za defektne maloljetnike</b> <i>Assignment to institution for defective minors</i>	-	-	6	18	5	3
<b>Ostale usluge</b> <i>Other services</i>	618	683	823	511	183	211
<b>Pomoć za osposobljavanje i privređivanje</b> <i>Assistance in vocational training</i>	334	637	375	506	326	397
<b>Osposobljavanje za rad i privređivanje</b> <i>Vocational training</i>	233	335	270	358	220	256
<b>Pomoć za rehabilitaciju</b> <i>Assistance in rehabilitation</i>	93	276	105	137	88	120
<b>Uključivanje u radni odnos</b> <i>Employment</i>	6	12	-	11	16	4
<b>Uključivanje u ostale oblike rada (kućna radinost)</b> <i>Inclusion in other forms of work (working at home)</i>	2	14	-	-	2	17
<b>Novčane pomoći</b> <i>Allowances</i>	6.954	9.004	7.188	10.281	11.916	8.451
<b>Stalna novčana pomoć</b> <i>Permanent allowance</i>	1.064	1.163	1.057	1.185	779	891
<b>Izuzetna novčana pomoć</b> <i>Special allowance</i>	376	355	275	344	227	57

<b>Kategorija korisnika</b> <i>Category of beneficiaries</i>	<b>2004.</b>	<b>2005.</b>	<b>2006.</b>	<b>2007.</b>	<b>2008.</b>	<b>2009.</b>
<b>Jednokratna novčana pomoć</b> <i>One-off allowance</i>	2.431	4.128	3124	3.564	3.514	3.403
<b>Prava na dodatak za pomoć i njegu od strane drugih osoba</b> <i>Entitlement to additional allowance for assistance and care rendered by other persons</i>	2.325	2.817	2.461	4.173	4.620	3.027
<b>Pomoć za opremu djeteta samohranim nezaposlenim roditeljima</b> <i>Allowance to single unemployed parents for outfitting a child</i>	758	541	271	1.015	2.776	1.073
<b>Ostali oblici zaštite i usluga</b> <i>Other forms of protection and services</i>	94.206	53.228	59.170	59.456	53.973	86.270
<b>Zdravstvena zaštita na teret općine ili centra</b> <i>Health care at the expense of municipality or social welfare centre</i>	3.283	2.843	2.989	4.182	3.220	3.108
<b>Pomoć u rješavanju stambenog pitanja</b> <i>Assistance in solving housing problems</i>	144	236	110	101	187	149
<b>Mirenje bračnih partnera</b> <i>Reconciliation of spouses</i>	112	98	44	23	184	39
<b>Njega i pomoć u kući</b> <i>Care and assistance rendered at home</i>	47	71	3	89	152	3
<b>Pomoć u sređivanju konfliktnih situacija</b> <i>Assistance in conflict resolution</i>	5.545	5.682	5.995	4.546	6.617	5.415
<b>Usluge socijalnog i drugog stručnog rada</b> <i>Services of social and other professional work</i>	68.141	32.626	39.976	44.941	38.937	70.925
<b>Pomoć za ishranu, ogrjev, odjeću i obuću</b> <i>Allowances for food, fuel, clothing and footwear</i>	16.934	11.672	10.053	5.574	4.676	6.631

## 9. Oblici i usluge socijalne zaštite - punoljetni korisnici

*Forms and services of social welfare - adult beneficiaries*

<b>Kategorija korisnika</b> <i>Category of beneficiaries</i>	<b>2004.</b>	<b>2005.</b>	<b>2006.</b>	<b>2007.</b>	<b>2008.</b>	<b>2009.</b>
<b>UKUPNO</b> <i>TOTAL</i>	<b>369.211</b>	<b>335.646</b>	<b>385.889</b>	<b>421.898</b>	<b>424.225</b>	<b>392.856</b>
<b>Starateljstvo</b> <i>Guardianship</i>	7.765	8.715	6.942	8.606	7.705	7.197
<b>Starateljstvo</b> <i>Guardianship</i>	2.426	4.993	2.791	4.184	3.898	3.597
<b>Starateljstvo za posebne slučajeve</b> <i>Guardianship for special cases</i>	5.339	3.722	4.151	4.422	3.807	3.600
<b>Smještaj u ustanove</b> <i>Placement in institutions</i>	1.893	1.848	1.987	1.895	1.933	1.532
<b>U ustanovu za rehabilitaciju i zaštitu</b> <i>In institution for rehabilitation and care</i>	227	251	307	252	266	125
<b>U druge ustanove socijalne zaštite</b> <i>In other social welfare facilities</i>	989	971	1.224	1.029	1.015	1.005
<b>Smještaj u dom za stare osobe</b> <i>In institution for old persons</i>	677	626	456	614	609	402
<b>Pomoć za osposobljavanje i privređivanje</b> <i>Assistance in vocational training</i>	1.214	876	268	520	336	328
<b>Osposobljavanje za rad i privređivanje</b> <i>Vocational training</i>	407	178	65	97	74	89
<b>Pomoć za rehabilitaciju</b> <i>Assistance in rehabilitation</i>	578	562	54	46	54	178
<b>Uključivanje u radni odnos</b> <i>Employment</i>	178	87	130	212	194	51
<b>Uključivanje u ostale oblike rada (kućna radinost)</b> <i>Inclusion in other forms of work (working at home)</i>	51	49	19	165	14	10
<b>Novčane pomoći</b> <i>Allowances</i>	81.796	81.168	99.362	98.084	108.739	92.027

Kategorija korisnika <i>Category of beneficiaries</i>	2004.	2005.	2006.	2007.	2008.	2009.
<b>Stalna novčana pomoć</b> <i>Permanent allowance</i>	17.214	15.463	13.819	13.768	16.718	16.927
<b>Izuzetna novčana pomoć</b> <i>Special allowance</i>	2.745	1.830	2.320	5.052	1.655	1.750
<b>Jednokratna novčana pomoć</b> <i>One-off allowance</i>	41.526	35.372	49.132	47.729	44.270	35.420
<b>Prava na dodatak za pomoć i njegu od strane drugih osoba</b> <i>Entitlement to additional allowance for assistance and care rendered by other persons</i>	18.726	26.901	29.404	27.492	41.220	34.337
<b>Pomoć za opremu djeteta samohranim nezaposlenim roditeljima</b> <i>Allowance to single unemployed parents for outfitting a child</i>	1.585	1.602	4.687	4.043	4.876	3.593
<b>Ostali oblici zaštite i usluga</b> <i>Other forms of protection and services</i>	276.543	243.039	277.330	312.793	305.512	291.772
<b>Zdravstvena zaštita na teret općine ili centra</b> <i>Health care at the expense of municipality or social welfare centre</i>	15.434	17.031	14.975	19.593	19.045	17.018
<b>Pomoć u rješavanju stambenog pitanja</b> <i>Assistance in solving housing problems</i>	1.586	857	572	879	607	965
<b>Mirenje bračnih partnera</b> <i>Reconciliation of spouses</i>	4.261	4.354	3.501	4.404	3.436	2.996
<b>Njega i pomoć u kući</b> <i>Care and assistance rendered at home</i>	1.309	2.590	972	1.101	1.113	500
<b>Pomoć u sređivanju konfliktnih situacija</b> <i>Assistance in conflict resolution</i>	9.965	19.240	11.082	23.173	9.814	9.139
<b>Usluge socijalnog i drugog stručnog rada</b> <i>Services of social and other professional work</i>	211.316	178.799	219.944	207.259	249.913	242.676
<b>Pomoć za ishranu, ogrjev, odjeću i obuću</b> <i>Allowances for food, fuel, clothing and footwear</i>	32.672	20.168	26.284	56.384	21.584	18.478

**USTANOVE SOCIJALNE ZAŠTITE**

---

**SOCIAL WELFARE INSTITUTIONS**

**DOMOVI ZA DJECU I OMLADINU BEZ RODITELJSKOG STARANJA <sup>1</sup>**  
*INSTITUTIONS FOR CHILDREN AND ADOLESCENTS WITHOUT PARENTAL CARE <sup>1</sup>*

**10. Korisnici prema spolu i starosti**  
*Residents by sex and age*

	Ukupno <i>Total</i>	Godine starosti korisnika <i>Age of residents</i>						iznad 18 godina <i>over 18 years</i>	
		do 3 godine <i>under 3 years</i>	3 - 6	7 - 10	11 - 14	15 - 18			
<b>2004.</b>	<b>733</b>	<b>69</b>	<b>112</b>	<b>119</b>	<b>124</b>	<b>173</b>	<b>136</b>	<b>all</b>	
muški	374	39	64	68	64	96	43	<i>males</i>	
ženski	359	30	48	51	60	77	93	<i>females</i>	
<b>2005.</b>	<b>721</b>	<b>66</b>	<b>96</b>	<b>124</b>	<b>123</b>	<b>143</b>	<b>169</b>	<b>all</b>	
muški	362	36	61	76	65	78	46	<i>males</i>	
ženski	359	30	35	48	58	65	123	<i>females</i>	
<b>2006.</b>	<b>763</b>	<b>64</b>	<b>91</b>	<b>133</b>	<b>130</b>	<b>167</b>	<b>178</b>	<b>all</b>	
muški	358	35	56	77	61	97	32	<i>males</i>	
ženski	405	29	35	56	69	70	146	<i>females</i>	
<b>2007.</b>	<b>790</b>	<b>96</b>	<b>78</b>	<b>128</b>	<b>144</b>	<b>165</b>	<b>179</b>	<b>all</b>	
muški	384	59	45	85	75	83	37	<i>males</i>	
ženski	406	37	33	43	69	82	142	<i>females</i>	
<b>2008.</b>	<b>794</b>	<b>78</b>	<b>69</b>	<b>120</b>	<b>165</b>	<b>189</b>	<b>173</b>	<b>all</b>	
muški	407	61	45	79	99	100	23	<i>males</i>	
ženski	387	17	24	41	66	89	150	<i>females</i>	
<b>2009.</b>	<b>778</b>	<b>86</b>	<b>67</b>	<b>131</b>	<b>154</b>	<b>174</b>	<b>166</b>	<b>all</b>	
muški	343	42	37	81	90	82	11	<i>males</i>	
ženski	435	44	30	50	64	92	155	<i>females</i>	

<sup>1</sup> Brčko Distrikt BiH nema podatke o domovima za djecu i omladinu bez roditeljskog staranja.

<sup>1</sup> District Brcko has no data on institutions for children and adolescents without parental care.



## 11. Korisnici prema roditeljima

*Residents by parents*

	2004.	2005.	2006.	2007.	2008.	2009.	
<b>UKUPNO</b>	<b>733</b>	<b>721</b>	<b>763</b>	<b>790</b>	<b>794</b>	<b>778</b>	<b>TOTAL</b>
<b>Bez oba roditelja</b>	117	108	138	136	122	121	<i>Without both parents</i>
<b>Samo sa majkom</b>	342	331	312	324	318	313	<i>Only with mother</i>
<b>Samo sa ocem</b>	67	71	72	74	64	70	<i>Only with father</i>
<b>Sa oba roditelja</b>	207	211	241	256	290	274	<i>With both parents</i>
<b>od toga djeca razvedenih roditelja</b>	100	114	130	137	144	126	<i>of which, children of divorced parents</i>

## 12. Struktura korisnika prema roditeljima

*Structure of residents by parents*

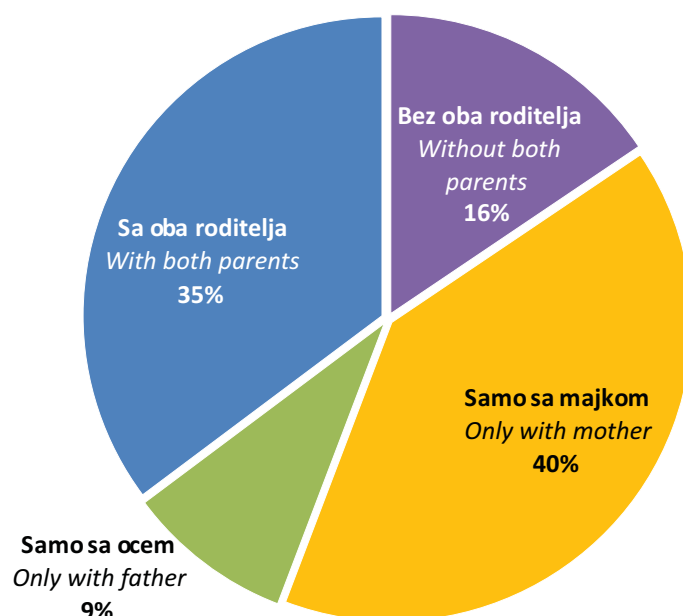
	2004.	2005.	2006.	2007.	2008.	2009.	
<b>Bez oba roditelja</b>	15,96	14,98	18,09	17,21	15,37	15,55	<i>Without both parents</i>
<b>Samo sa majkom</b>	46,66	45,91	40,89	41,01	40,05	40,23	<i>Only with mother</i>
<b>Samo sa ocem</b>	9,14	9,85	9,43	9,37	8,06	9,00	<i>Only with father</i>
<b>Sa oba roditelja</b>	28,24	29,26	31,59	32,41	36,52	35,22	<i>With both parents</i>

### Grafikon 6

*Graph 6*

#### Struktura korisnika domova za djecu i omladinu prema roditeljima u 2009. godini

*Structure of residents in institutions for children and adolescents in 2009*

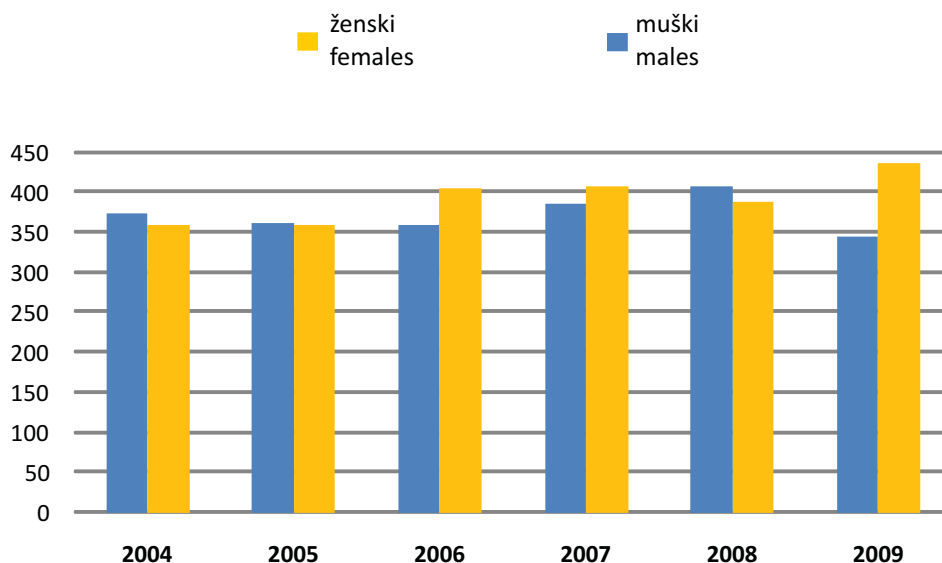


**Grafikon 7**

*Graph 7*

**Korisnici domova za djecu i omladinu bez roditeljskog staranja prema spolu**

*Residents of institutions for children and adolescents without parental care by sex*

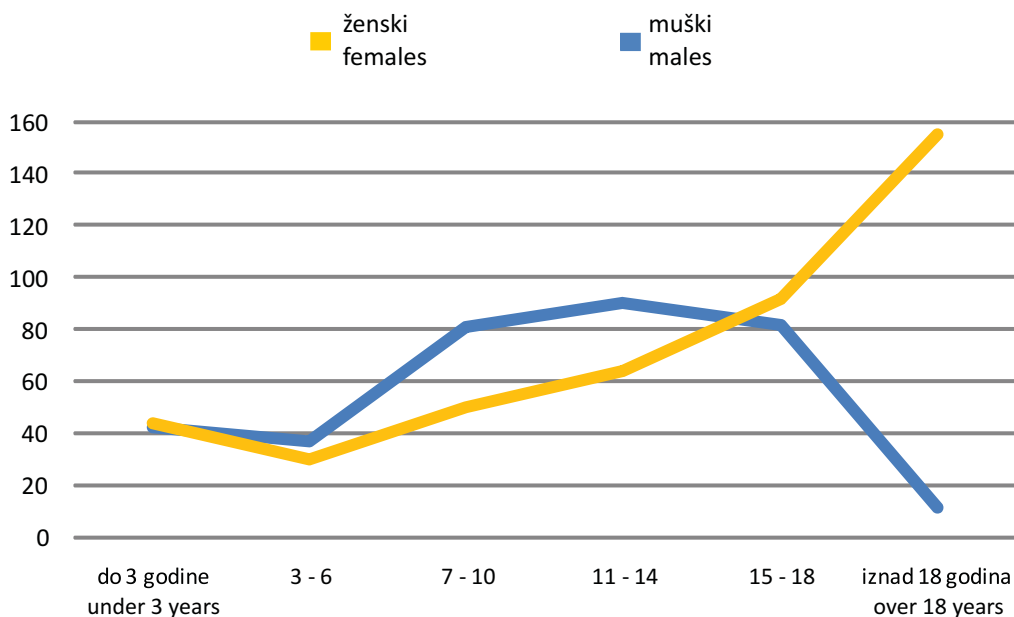


**Grafikon 8**

*Graph 8*

**Korisnici domova za djecu i omladinu bez roditeljskog staranja prema starosti u 2009. godini**

*Residents of institutions for children and adolescents without parental care by age in 2009*



**13. Korisnici prema školovanju**  
*Residents by education*

	Ukupno <i>Total</i>	Vrsta škole koju pohađaju <i>Level of attended school</i>				Ne pohađaju školu <i>Not attending school</i>
		svega <i>all</i>	osnovna škola <i>basic school</i>	srednja škola <i>secondary school</i>	viša škola ili fakultet <i>higher school or university</i>	
2004.	733	453	251	190	12	280
2005.	721	438	290	138	10	283
2006.	763	464	308	147	9	299
2007.	790	486	315	161	10	304
2008.	794	518	354	158	6	276
2009.	778	471	321	143	7	307

**14. Korisnici prema plaćanju boravka u domu**  
*Residents by payment*

	Ukupno <i>Total</i>	Plaćaju boravak <i>Paying for residence</i>			Ne plaćaju boravak <i>Not paying for residence</i>
		svega <i>all</i>	u cjelosti <i>completely</i>	djelimično <i>partially</i>	
2004.	733	358	231	127	375
2005.	721	414	329	85	307
2006.	763	421	349	72	342
2007.	790	293	255	38	497
2008.	794	207	149	58	587
2009.	778	416	372	44	362

## 15. Zaposleni u domovima za djecu i omladinu bez roditeljskog staranja

*Employees in institutions for children and adolescents without parental care*

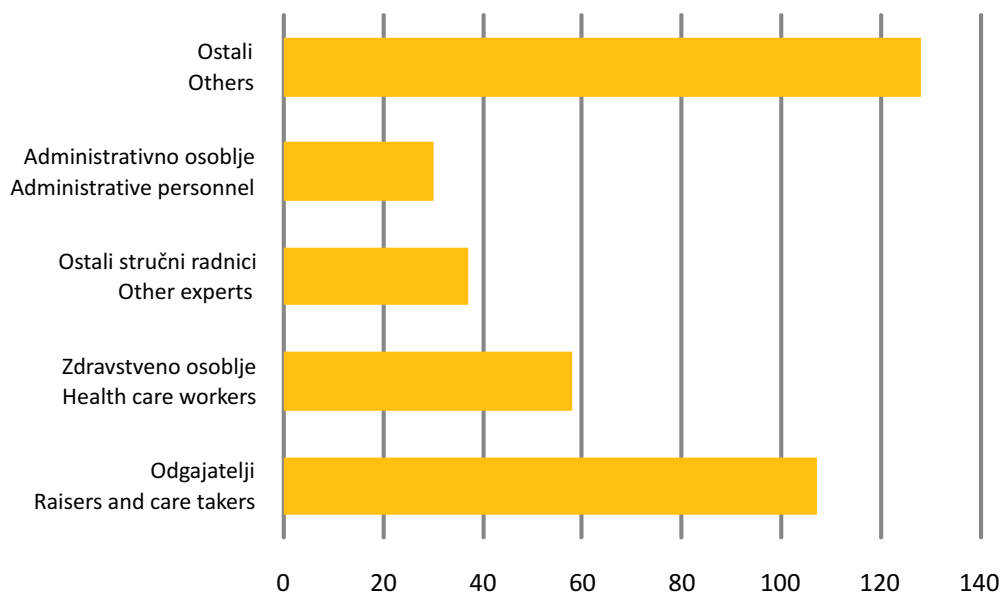
	2004.	2005.	2006.	2007.	2008.	2009.	
<b>UKUPNO</b>	<b>297</b>	<b>302</b>	<b>309</b>	<b>325</b>	<b>341</b>	<b>360</b>	<b>TOTAL</b>
muški	62	73	66	65	64	69	males
ženski	235	229	243	260	277	291	females
<b>Odgajatelji</b>	<b>85</b>	<b>93</b>	<b>89</b>	<b>93</b>	<b>106</b>	<b>107</b>	<i>Raisers and care takers</i>
<b>Zdravstveno osoblje</b>	<b>50</b>	<b>48</b>	<b>47</b>	<b>54</b>	<b>52</b>	<b>58</b>	<i>Health care workers</i>
<b>Ostali stručni radnici</b>	<b>25</b>	<b>28</b>	<b>31</b>	<b>32</b>	<b>34</b>	<b>37</b>	<i>Other experts</i>
<b>Administrativno osoblje</b>	<b>23</b>	<b>23</b>	<b>25</b>	<b>23</b>	<b>23</b>	<b>30</b>	<i>Administrative personnel</i>
<b>Ostali</b>	<b>114</b>	<b>110</b>	<b>117</b>	<b>123</b>	<b>126</b>	<b>128</b>	<i>Others</i>

### Grafikon 9

*Graph 9*

#### Zaposleni u domovima za djecu i omladinu bez roditeljskog staranja u 2009. godini

*Employees in institutions for children and adolescents without parental care in 2009*



**USTANOVE SOCIJALNE ZAŠTITE ZA INVALIDNU DJECU I OMLADINU  
OMETENU U PSIHIČKOM I FIZIČKOM RAZVOJU <sup>2</sup>**  
*SOCIAL WELFARE INSTITUTIONS FOR PHYSICALLY AND MENTALLY HANDICAPPED  
CHILDREN AND ADOLESCENTS <sup>2</sup>*

**16. Korisnici prema spolu i starosti**

*Residents by sex and age*

		Ukupno <i>Total</i>	Godine starosti korisnika <i>Age of residents</i>					iznad 21 godine <i>over 21 years</i>	
			10 godina i mlađi <i>10 years and younger</i>	11 - 13	14 - 15	16 - 17	18 - 21		
2004.	svoga	1.451	149	151	129	102	134	786	<i>all</i>
	muški	878	80	73	75	46	87	517	<i>males</i>
	ženski	573	69	78	54	56	47	269	<i>females</i>
2005.	svoga	1.482	130	149	125	100	144	834	<i>all</i>
	muški	903	69	88	60	50	78	558	<i>males</i>
	ženski	579	61	61	65	50	66	276	<i>females</i>
2006.	svoga	1.553	129	151	102	121	139	911	<i>all</i>
	muški	954	64	94	44	59	72	621	<i>males</i>
	ženski	599	65	57	58	62	67	290	<i>females</i>
2007.	svoga	1.511	111	128	104	113	158	897	<i>all</i>
	muški	919	58	74	50	52	76	609	<i>males</i>
	ženski	592	53	54	54	61	82	288	<i>females</i>
2008.	svoga	1.577	139	135	110	99	160	934	<i>all</i>
	muški	956	76	78	53	49	75	625	<i>males</i>
	ženski	621	63	57	57	50	85	309	<i>females</i>
2009.	svoga	1.573	113	102	100	67	115	1.076	<i>all</i>
	muški	988	68	58	57	32	48	725	<i>males</i>
	ženski	585	45	44	43	35	67	351	<i>females</i>

<sup>2</sup> Brčko Distrikt BiH nema podatke o ustanovama socijalne zaštite za invalidnu djecu i omladinu ometenu u psihičkom i fizičkom razvoju.

<sup>2</sup> District Brcko has no data on institutions for physically and mentally handicapped children and adolescents.

## 17. Korisnici prema spolu i roditeljima

*Residents by sex and parents*

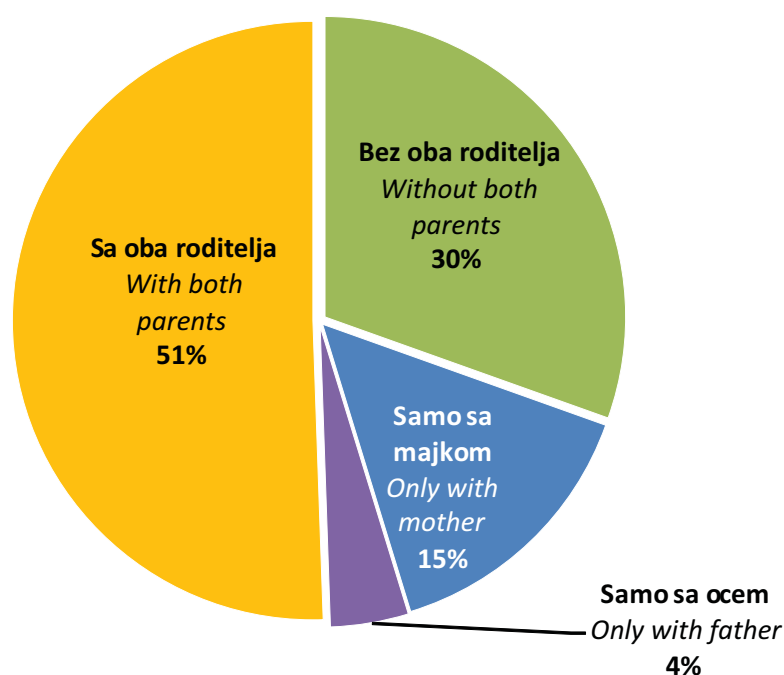
	2004.	2005.	2006.	2007.	2008.	2009.	
<b>UKUPNO</b>	<b>1.451</b>	<b>1.482</b>	<b>1.553</b>	<b>1.511</b>	<b>1.577</b>	<b>1.573</b>	<b>TOTAL</b>
muški	864	903	954	919	958	988	<i>males</i>
ženski	587	579	599	592	619	585	<i>females</i>
<b>Bez oba roditelja</b>	<b>450</b>	<b>471</b>	<b>464</b>	<b>471</b>	<b>468</b>	<b>479</b>	<b>Without both parents</b>
muški	311	330	328	320	327	337	<i>males</i>
ženski	139	141	136	151	141	142	<i>females</i>
<b>Samo sa majkom</b>	<b>208</b>	<b>207</b>	<b>227</b>	<b>217</b>	<b>226</b>	<b>233</b>	<b>Only with mother</b>
muški	125	122	140	122	133	145	<i>males</i>
ženski	83	85	87	95	93	88	<i>females</i>
<b>Samo sa ocem</b>	<b>50</b>	<b>47</b>	<b>89</b>	<b>59</b>	<b>62</b>	<b>66</b>	<b>Only with father</b>
muški	26	24	53	31	27	31	<i>males</i>
ženski	24	23	36	28	35	35	<i>females</i>
<b>Sa oba roditelja</b>	<b>743</b>	<b>757</b>	<b>773</b>	<b>764</b>	<b>821</b>	<b>795</b>	<b>With both parents</b>
muški	402	427	433	446	471	475	<i>males</i>
ženski	341	330	340	318	350	320	<i>females</i>
<b>Od toga djeca razvedenih roditelja</b>	<b>215</b>	<b>66</b>	<b>77</b>	<b>84</b>	<b>97</b>	<b>105</b>	<b>Of which, children of divorced parents</b>
muški	134	43	54	58	68	76	<i>males</i>
ženski	81	23	23	26	29	29	<i>females</i>

### Grafikon 10

*Graph 10*

### Korisnici prema roditeljima u 2009. godini

*Residents by parents in 2009*



## 18. Korisnici prema pohađanju škole

*Residents by sex and parents*

	Ukupno <i>Total</i>	Pohađaju <i>Attending</i>		Osposobljavaju se za rad <i>Attending vocational training</i>	Ostala djeca i omladina <i>Other children and adolescents</i>
		osnovnu školu <i>basic school</i>	srednju školu <i>secondary school</i>		
2004.	1.451	330	93	149	879
2005.	1.482	307	92	175	908
2006.	1.553	306	93	123	1.031
2007.	1.511	261	85	150	1.015
2008.	1.577	287	89	166	1.035
2009.	1.584	231	94	206	1.053

## 19. Korisnici prema plaćanju boravka

*Residents by payment*

	Ukupno <i>Total</i>	Plaćaju boravak <i>Paying for residence</i>		Ne plaćaju boravak <i>Not paying for residence</i>
		u cjelosti <i>completely</i>	djelimično <i>partially</i>	
2004.	1.451	144	55	1.252
2005.	1.482	135	21	1.326
2006.	1.553	68	93	1.392
2007.	1.511	203	35	1.273
2008.	1.577	90	42	1.445
2009.	1.573	261	29	1.283

**20. Zaposleni u ustanovama za invalidnu djecu i omladinu ometenu u psihičkom i fizičkom razvoju**  
*Employees in institutions for physically and mentally handicapped children and adolescents*

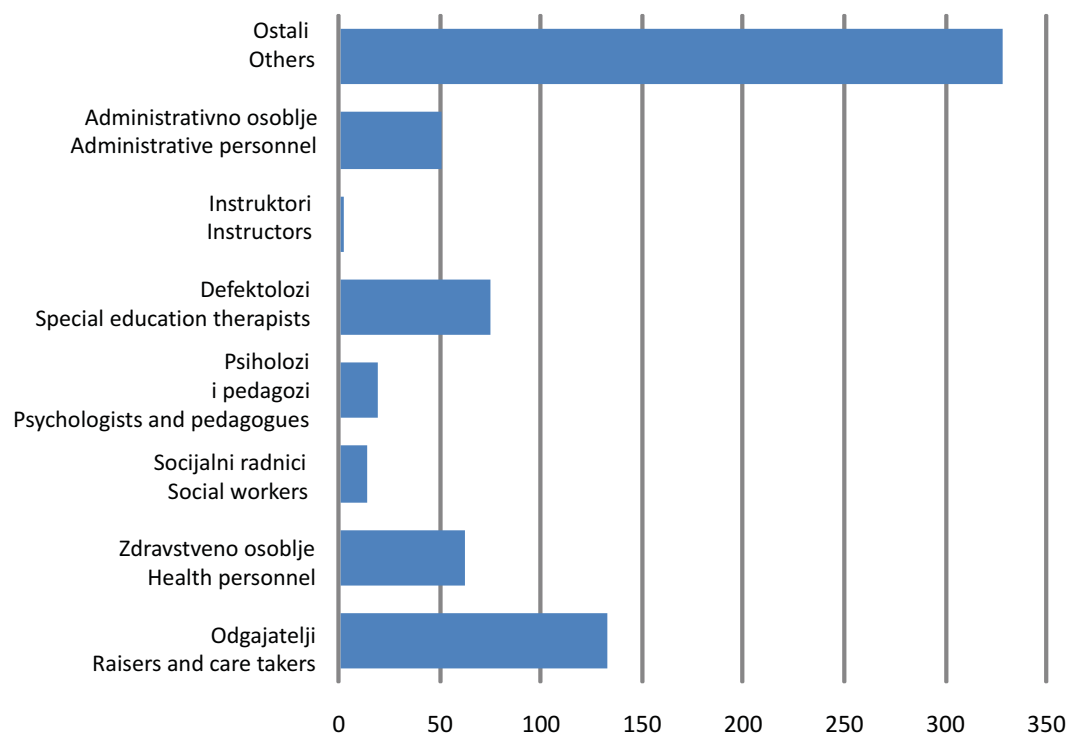
	2004.	2005.	2006.	2007.	2008.	2009.	
<b>UKUPNO</b>	<b>580</b>	<b>621</b>	<b>625</b>	<b>655</b>	<b>680</b>	<b>685</b>	<b>TOTAL</b>
<b>Odgajatelji</b>	89	214	185	223	237	133	<i>Raisers and care takers</i>
<b>Zdravstveno osoblje</b>	66	58	65	113	67	62	<i>Health personnel</i>
<b>Socijalni radnici</b>	10	11	10	12	12	14	<i>Social workers</i>
<b>Psiholozi i pedagozi</b>	11	8	8	9	9	19	<i>Psychologists and pedagogues</i>
<b>Defektolozi</b>	76	58	62	62	63	75	<i>Special education therapists</i>
<b>Instruktori</b>	6	7	7	3	2	3	<i>Instructors</i>
<b>Administrativno osoblje</b>	39	46	44	44	53	51	<i>Administrative personnel</i>
<b>Ostali</b>	283	219	244	189	237	328	<i>Others</i>

**Grafikon 11**

*Graph 11*

**Zaposleni u ustanovama za invalidnu djecu i omladinu u 2009. godini**

*Employees in institutions for handicapped children and adolescents in 2009*





**USTANOVE SOCIJALNE ZAŠTITE ZA ODRASLE INVALIDNE OSOBE <sup>3</sup>**  
*SOCIAL WELFARE INSTITUTIONS FOR ADULT HANDICAPPED PERSONS*

**21. Invalidi i rehabilitanti prema invaliditetu**

*Disabled and persons on rehabilitation by type of handicap*

	Ukupno <i>Total</i>	Prema vrsti invaliditeta <i>By type of handicap</i>				
		fizički invalidi <i>physically disabled persons</i>	sa oštećenim vidom <i>with visual impairments</i>	sa oštećenim sluhom <i>with hearing impairment</i>	psihički zaostali <i>mentally retarded</i>	ostali <i>other</i>
<b>2004.</b>	220	81	28	95	16	-
<b>2005.</b>	251	78	74	90	9	-
<b>2006.</b>	171	48	25	94	-	4
<b>2007.</b>	171	49	24	95	-	3
<b>2008.</b>	159	53	24	71	4	7
<b>2009.</b>	155	50	20	78	4	3

<sup>3</sup> Distrikt Brčko BiH nema podatke o ustanovama socijalne zaštite za odrasle invalidne osobe.

<sup>3</sup> District Brcko has no data on institutions for adult handicapped persons.

## 22. Invalidi i rehabilitanti prema pravnoj osnovi i razlogu korištenja ustanove

*Disabled and persons on rehabilitation by legal base and reason for institutionalisation*

		Zaposleni invalidi <i>Disabled persons employed</i>			Rehabilitanti <i>Persons on rehabilitation</i>		
		svega <i>all</i>	u zaštitnoj radionici <i>in workshop</i>	rade kod kuće <i>working at home</i>	svega <i>all</i>	na stručnom osposobljavanju <i>on vocational training</i>	na prekvalifikaciji <i>on training for new qualification</i>
<b>Ukupno</b> <i>Total</i>	2004.	197	192	5	62	62	-
	2005.	141	135	6	107	107	-
	2006.	144	137	7	63	63	-
	2007.	164	145	1	59	55	4
	2008.	140	139	1	54	54	-
	2009.	143	135	8	12	12	-
<b>Žene</b> <i>Female</i>	2004.	87	85	2	12	12	-
	2005.	84	58	26	1	1	-
	2006.	72	70	2	1	1	-
	2007.	67	67	-	1	1	-
	2008.	37	37	-	-	-	-
	2009.	63	61	2	-	-	-
<b>Vojne i civilne žrtve rata</b> <i>Military and civil victims of war</i>	2004.	9	7	2	-	-	-
	2005.	9	6	3	-	-	-
	2006.	10	6	4	-	-	-
	2007.	8	7	1	2	2	-
	2008.	16	16	0	-	-	-
	2009.	7	3	4	-	-	-
<b>Invalidi rada</b> <i>Invalids of work</i>	2004.	-	-	-	-	-	-
	2005.	-	-	-	-	-	-
	2006.	-	-	-	-	-	-
	2007.	-	-	-	-	-	-
	2008.	1	1	0	-	-	-
	2009.	-	-	-	-	-	-
<b>Ostali invalidi</b> <i>Other disabled persons</i>	2004.	188	185	3	3	3	-
	2005.	132	129	3	51	51	-
	2006.	134	131	3	1	1	-
	2007.	138	138	-	5	1	4
	2008.	123	122	1	1	1	-
	2009.	129	125	4	-	-	-
<b>Invalidna djeca</b> <i>Disabled children</i>	2004.	-	-	-	59	59	-
	2005.	-	-	-	56	56	-
	2006.	-	-	-	62	62	-
	2007.	18	-	-	52	52	-
	2008.	-	-	-	53	53	-
	2009.	7	7	-	12	12	-

**USTANOVE SOCIJALNE ZAŠTITE ZA ODRASLE OSOBE**  
*SOCIAL WELFARE INSTITUTIONS FOR ADULT PERSONS*

**23. Korisnici prema starosti**

*Residents by age*

	Ukupno <i>Total</i>	Starost korisnika <i>Age of residents</i>							
		ispod 40 godina <i>under 40 years</i>	40 - 49	50 - 59	60 - 64	65 - 69	70 - 74	75 - 79	80 i više <i>80 and older</i>
2004.	2.167	115	221	284	210	337	351	335	314
2005.	2.294	131	198	257	234	376	413	359	326
2006.	2.287	113	179	271	227	320	385	367	425
2007.	2.574	126	205	299	250	343	486	436	429
2008.	2.638	95	178	368	238	281	419	515	544
2009*	2.784	92	176	351	244	242	445	532	702

\*Od 2009. godine ustanova socijalne zaštite za odrasle osobe u Brčko Distriktu BiH više nije u funkciji.

\*From 2009 the Social welfare institutions for adult persons in District Brcko is not in function.

**24. Korisnici prema plaćanju boravka u domu**

*Residents by payment*

	Ukupno <i>Total</i>	Plaćaju boravak <i>Paying for residence</i>			Ne plaćaju boravak <i>Not paying for residence</i>
		svega <i>all</i>	u cjelosti <i>completely</i>	djelimično <i>partially</i>	
2004.	2.167	1.631	975	656	536
2005.	2.294	1.832	1.084	748	462
2006.	2.287	1.819	1.005	814	468
2007.	2.574	2.177	1.317	860	397
2008.	2.638	2.260	1.465	795	378
2009.	2.784	2.379	1.637	742	405

## 25. Korisnici prema razlogu smještaja

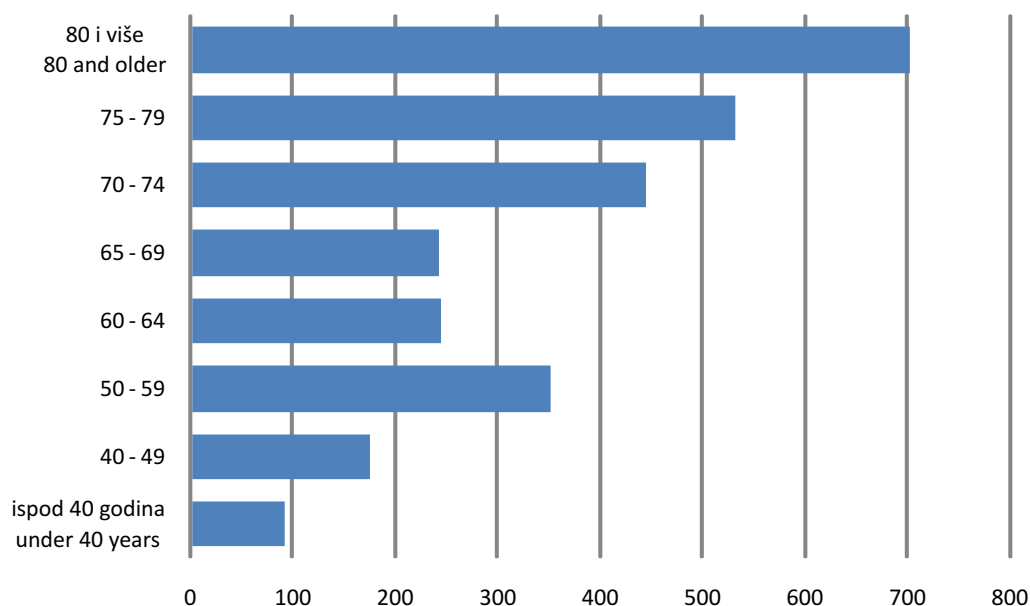
*Residents by reason for institutionalisation*

		<b>Svega</b> <i>All</i>	<b>Starost</b> <i>Old age</i>	<b>Teže hronično bolesni</b> <i>Severely chronically diseased</i>	<b>Duševne smetnje</b> <i>Mental handicaps</i>	<b>Fizički invaliditet</b> <i>Physical handicaps</i>	<b>Nesređene stambene prilike</b> <i>Housing troubles</i>	<b>Poremećeni odnosi u porodici</b> <i>Disturbed family relations</i>	<b>Ostalo</b> <i>Other</i>
<b>2004.</b>	<b>svega all</b>	<b>2.167</b>	<b>441</b>	<b>711</b>	<b>478</b>	<b>295</b>	<b>154</b>	<b>34</b>	<b>54</b>
	muški <i>males</i>	860	146	266	199	153	59	9	28
	ženski <i>females</i>	1.307	295	445	279	142	95	25	26
<b>2005.</b>	<b>svega all</b>	<b>2.294</b>	<b>454</b>	<b>675</b>	<b>560</b>	<b>311</b>	<b>224</b>	<b>36</b>	<b>34</b>
	muški <i>males</i>	950	188	211	304	133	70	17	27
	ženski <i>females</i>	1.344	266	464	256	178	154	19	7
<b>2006.</b>	<b>svega all</b>	<b>2.287</b>	<b>609</b>	<b>687</b>	<b>504</b>	<b>234</b>	<b>182</b>	<b>35</b>	<b>36</b>
	muški <i>males</i>	973	256	268	230	122	66	16	15
	ženski <i>females</i>	1.314	353	419	274	112	116	19	21
<b>2007.</b>	<b>svega all</b>	<b>2.574</b>	<b>658</b>	<b>884</b>	<b>507</b>	<b>244</b>	<b>154</b>	<b>38</b>	<b>89</b>
	muški <i>males</i>	1.048	267	364	214	104	56	13	30
	ženski <i>females</i>	1.526	391	520	293	140	98	25	59
<b>2008.</b>	<b>svega all</b>	<b>2.638</b>	<b>698</b>	<b>914</b>	<b>562</b>	<b>217</b>	<b>188</b>	<b>36</b>	<b>23</b>
	muški <i>males</i>	1.104	284	373	248	109	68	11	11
	ženski <i>females</i>	1.534	414	541	314	108	120	25	12
<b>2009.</b>	<b>svega all</b>	<b>2.784</b>	<b>762</b>	<b>661</b>	<b>741</b>	<b>224</b>	<b>302</b>	<b>59</b>	<b>35</b>
	muški <i>males</i>	1.122	260	242	357	109	117	27	10
	ženski <i>females</i>	1.662	502	419	384	115	185	32	25

**Grafikon 12**

*Graph 12*

**Korisnici ustanova socijalne zaštite za odrasle osobe  
prema starosti u 2009. godini**  
*Residents of social welfare institutions for adult persons by age in 2009*



**Grafikon 13**

*Graph 13*

**Korisnici ustanova socijalne zaštite za odrasle osobe prema  
razlogu smještaja u 2009. godini**  
*Residents of social welfare institutions for adult persons by  
reason of institutionalisation in 2009*

