

ISSN 1840-104X



Bosna i Hercegovina
Bosnia and Herzegovina



**Agencija za statistiku
Bosne i Hercegovine**
*Agency for statistics of
Bosnia and Herzegovina*

KULTURA I UMJETNOST
CULTURE AND ART
2002. - 2007.

**Sarajevo, april/April
2009.**

TEMATSKI BILTEN
THEMATIC BULLETIN

TB
08

Izdaje i štampa:

Published and printed by :

**Agencija za statistiku Bosne i Hercegovine,
Bosna i Hercegovina, Sarajevo, Zelenih beretki 26**
Agency for Statistics of Bosnia and Herzegovina,
Bosna and Herzegovina, Sarajevo, Zelenih beretki 26

Odgovara:

Personaly responsible:

Zdenko Milinović, direktor

Mr Zdenko Milinović, director

Podatke pripremila:

Data prepared by:

Vedrana Veljo

Vedrana Veljo

Izrada tabela i grafikona:

Tables and graphs prepared by:

Vedrana Veljo i Aida Eskić

Vedrana Veljo i Aida Eskić

Tehnički urednik:

Graphical design:

Aziz Vreto

Aziz Vreto

Molimo korisnike Biltena da prilikom upotrebe podataka obavezno navedu izvor

Users are kindly requested to mention data source

SADRŽAJ
CONTENTS

PREDGOVOR <i>FOREWORD</i>	7
METODOLOŠKA OBJAŠNENJA <i>NOTES ON METHODOLOGY</i>	8
I RADIO I TV STANICE <i>RADIO AND TV STATIONS</i>	12
1. RADIO STANICE I ZAPOSLENI U RADIO STANICAMA <i>RADIO STATIONS AND EMPLOYEES IN RADIO STATIONS</i>	12
GRAFIKON 1. ZAPOSLENI U RADIO STANICAMA <i>GRAPH 1. EMPLOYEES IN RADIO STATIONS</i>	12
2. EMITOVANI PROGRAM RADIO STANICA U SATIMA <i>BROADCASTED RADIO STATION PROGRAMME, IN HOURS</i>	13
GRAFIKON 2. EMITOVANI PROGRAM RADIO STANICA U SATIMA <i>GRAPH 2 BROADCASTED RADIO STATION PROGRAMME, IN HOURS</i>	13
3. TV STANICE I ZAPOSLENI U TV STANICAMA <i>TV STATIONS AND EMPLOYEES IN TV STATIONS</i>	14
GRAFIKON 3. ZAPOSLENI U TV STANICAMA <i>GRAPH 3. EMPLOYEES IN TV STATIONS</i>	14
4. EMITOVANI PROGRAM TV STANICA U SATIMA <i>BROADCASTED TV STATION PROGRAMME, IN HOURS</i>	15
GRAFIKON 4. EMITOVANI PROGRAM TV STANICA U SATIMA <i>GRAPH 4. BROADCASTED TV STATION PROGRAMME, IN HOURS</i>	15

II KINEMATOGRAFIJA <i>CINEMATOGRAPHY</i>	16
5. KINA, PREDSTAVE, POSJETIOCI I ZAPOSLENI <i>CINEMAS, PROJECTIONS, ATTENDANCE AND EMPLOYEES</i>	16
GRAFIKON 5. PREDSTAVE U KINIMA PREMA VRSTI FILMOVA <i>GRAPH 5. PROJECTIONS IN CINEMAS BY THE TYPE OF FILMS</i>	16
III POZORIŠTA <i>THEATRES</i>	17
6. POZORIŠTA, PREDSTAVE, POSJETIOCI I ZAPOSLENI <i>THEATRES, PERFORMANCES, ATTENDANCE AND EMPLOYEES</i>	17
7. POZORIŠTA PREMA VRSTI IZVEDENIH DJELA <i>THEATRES BY TYPE OF PERFORMANCES</i>	18
IV BIBLIOTEKE U REPUBLICI SRPSKOJ <i>LIBRARIES IN REPUBLIC OF SRPSKA</i>	19
8. BIBLIOTEKE PREMA ORGANIZACIONOM SASTAVU I NAČINU KORIŠTENJA BIBLIOTEČKOG MATERIJALA <i>LIBRARIES BY ORGANISATIONAL STRUCTURE AND MODE OF LIBRARY MATERIAL USE</i>	19
9. BIBLIOTEKE, KNJIGE I KORISNICI <i>LIBRARIES, BOOKS AND USERS</i>	20
10. BIBLIOTEKE PREMA BROJU NASLOVA I PRIMJERAKA OBRAĐENOG KNJIŽNOG FONDA <i>LIBRARIES BY NUMBER OF TITLES AND COPIES OF PROCESSED BOOK FUND</i>	21
11. OBRAĐEN NEKNJIŽNI BIBLIOTEČKI MATERIJAL <i>PROCESSED NON-BOOK LIBRARY MATERIAL</i>	22
12. ZAPOSLENI SA PUNIM RADNIM VREMENOM <i>EMPLOYEES WORKING FULL-TIME</i>	23
13. ZAPOSLENI SA KRAĆIM OD PUNOG RADNOG VREMENA <i>EMPLOYEES WORKING PART-TIME</i>	23

V BIBLIOTEKE U FEDERACIJI BiH <i>LIBRARIES IN FEDERATION OF BIH</i>	24
14. BIBLIOTEKE, KORISNICI I ZAPOSLENI <i>LIBRARIES, USERS AND EMPLOYEES</i>	24
15. BIBLIOTEKE I KNJIŽNI FOND <i>TYPE OF LIBRARIES AND HOLDINGS</i>	24
16. OBRAĐENA KNJIŽNA GRAĐA <i>PREPARED BOOK MATERIALS</i>	25
17. KORIŠTENJE GRAĐE <i>USING MATERIALS</i>	25

PREDGOVOR

Agencija za statistiku BiH objavljuje bilten «Kultura i umjetnost» kao redovnu godišnju publikaciju. Podaci dati u ovom biltenu su rezultat agregiranja podataka entitetskih zavoda za statistiku Federacije BiH i Republike Srpske.

U biltenu «Kultura i umjetnost» Agencija za statistiku objavljuje podatke o radio i tv stanicama, kinima, pozorištima i bibliotekama, u periodu od 2002. do 2007. godine.

Agencija za statistiku BiH će biti zahvalna na svim primjedbama i sugestijama koje će doprinijeti poboljšanju narednog biltena.

Zdenko Milinović
Direktor
Agencije za statistiku BiH

FOREWORD

The Bulletin «Culture and Art» is a regular annual publication of the Agency for Statistics of B&H. The data presented in this Bulletin are the result of the aggregation of the data collected by the Federal Office of Statistics and the Republika Srpska Institute of Statistics.

In Bulletin «Culture and Art» Agency for Statistics publishes data on radio and tv stations, cinemas, theatres and libraries for the period 2002-2007.

Agency for Statistics will appreciate any suggestions and comments that could improve our next Bulletin.

*Zdenko Milinović
Director of the
Agency for Statistics of BiH*

METODOLOŠKA OBJAŠNJENJA

1. IZVORI PODATAKA

Podaci iz oblasti kulture, umjetnosti i informisanja koji se objavljuju u ovom biltenu su rezultat agregiranja podataka uporedivih godišnjih istraživanja koja provode entitetski zavodi za statistiku.

2. RADIO I TELEVIZIJA

Radio i televizijske stanice su preduzeća ili jedinice u sastavu drugih preduzeća koje preko svojih emisionih radio i televizijskih predajnika emituju program namijenjen javnosti.

Lokalne radio i televizijske stanice emituju program namijenjen javnosti užeg područja.

3. KINEMATOGRAFIJA

Kino je sala ili otvoreni prostor opremljen uređajima za javno prikazivanje filmova.

Kina rade kao stalna kina, ljetne kino bašte i pokretna (putujuća) kina.

Stalna kina prikazuju filmove u određenoj stalnoj sali. Ako kino ima dvije sale opremljene za prikazivanje filmova (kinoprojektor, platno i sjedišta), svaka sala se smatra posebnim kinom.

Ljetna kino bašta se smatra kinom ukoliko je opremljena sopstvenim uređajima za prikazivanje filmova, bilo da je samostalna ili u sastavu stalnog kina.

Pokretnim (putujućim) kinom smatra se kino koje ide iz mjesta u mjesto i prikazuje filmove u sali ili na otvorenom prostoru.

Kino predstava je javno prikazivanje filmskog programa (projekcija dugometražnog ili kratkometražnog domaćeg i stranog filma).

4. POZORIŠTA

Dječije pozorište je kulturno-umjetnička ustanova koja daje predstave za djecu. Može biti samostalno ili u sastavu drugog preduzeća -ustanove.

Profesionalno pozorište je samostalna kulturno-umjetnička ustanova sa stalnim profesionalnim umjetničkim ansamblom.

Amatersko pozorište je kulturno-umjetnička ustanova u čijem su ansamblu pretežno glumci amateri.

NOTES ON METHODOLOGY

1. DATA SOURCE

Data published in this bulletin are result of aggregation of data from regular statistical activities of the entities statistical offices in the fields of culture, art and information.

2. RADIO AND TELEVISION

Radio and television stations are enterprises or units within other enterprises that broadcast programme intended for public trough their transmitters.

Local radio and television stations broadcast the programme intended to the public in local area.

3. CINEMATOGRAPHY

Cinema is a hall or an open space equipped with devices for public projection of films.

Cinemas work as regular cinemas, open summer cinemas or mobile (travelling) cinemas.

Regular cinemas perform film projections in a regular particular hall. If a cinema has two halls equipped for film projections (film projector, screen and seats), each hall is considered a separate cinema.

Open summer cinema is considered a cinema provided it is equipped with its own devices for film projection, irrespective of being independent or within a regular cinema.

Mobile (travelling) cinema is considered a cinema that travels from place to place and projects films in a hall or in the open.

Cinema projection is a public projection of film programme (projection of feature or short films, domestic or foreign).

4. THEATRES

Children's theatre is a cultural art institution which offers performances for children. It can be independent or in composition of another enterprise - institution.

Professional theatre is an independent cultural art institution with permanent professional art ensemble.

Amateur theatre is a cultural art institution, which ensemble is mainly comprised of amateur actors.

5. BIBLIOTEKE

Biblioteka je sređena zbirka štampanog, pisanog ili drugim sredstvima umnoženog materijala (knjige, brošure) i drugih dokumenata uključujući i grafičke, audio vizuelne, koji su pristupačni stanovništvu.

Knjižni fond biblioteke obuhvata sve knjige, brošure, listove (novine), časopise i rukopise registrovane u bibliotekama.

Neknjižni fond biblioteka obuhvata plakate, letke, mape, slike, muzikalije, djela za slijepe, audio vizuelni materijal i sl.

Obradjeni fond je stručno obrađena bibliotečka građa stavljena na raspolaganje korisnicima.

5. LIBRARIES

Library is an organized collection of printed, written or in another way reproduced materials (books, brochures) and other documents, including graphical and audio-visual material, available to public.

Book fund of a library includes all books, brochures, papers (newspapers), magazines, irrespective of being independent or in composition of another library or institution, i.e. enterprise.

Non-book library fund includes placards, flyers, maps, pictures, musical material, editions for the blinds, audio-visual, etc.

Processed fund is professionally processed library materials available to users.

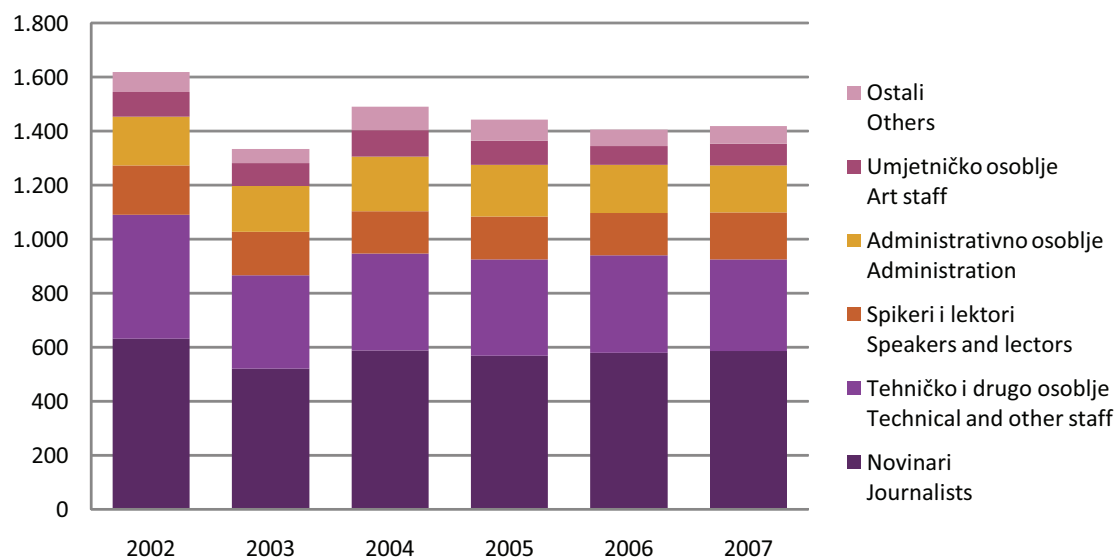
I RADIO I TV STANICE
RADIO AND TV STATIONS

1. Radio stanice i zaposleni u radio stanicama
Radio stations and employees in radio stations

	Broj stanica <i>Number of stations</i>	Broj radio predajnika <i>Number of radio transmitters</i>	Ukupan broj radnika <i>Total number of workers</i>	Vezani za rad emisija <i>Connected with the programme work</i>				Administrativno osoblje <i>Administration</i>	Ostali <i>Others</i>
				Umjetničko osoblje <i>Art staff</i>	Novinari <i>Journalists</i>	Spikeri i lektori <i>Speakers and lectors</i>	Tehničko i drugo osoblje <i>Technical and other staff</i>		
2002	112	228	1.619	93	631	183	459	180	73
2003	114	235	1.335	83	520	162	346	170	54
2004	114	247	1.490	97	588	156	359	203	87
2005	119	270	1.442	90	569	161	355	190	77
2006	120	270	1.406	71	579	156	362	178	60
2007	123	301	1.427	80	585	175	339	174	67

Grafikon 1 / Graph 1

Zaposleni u radio stanicama
Employees in radio stations



2. Emitovani program radio stanica u satima

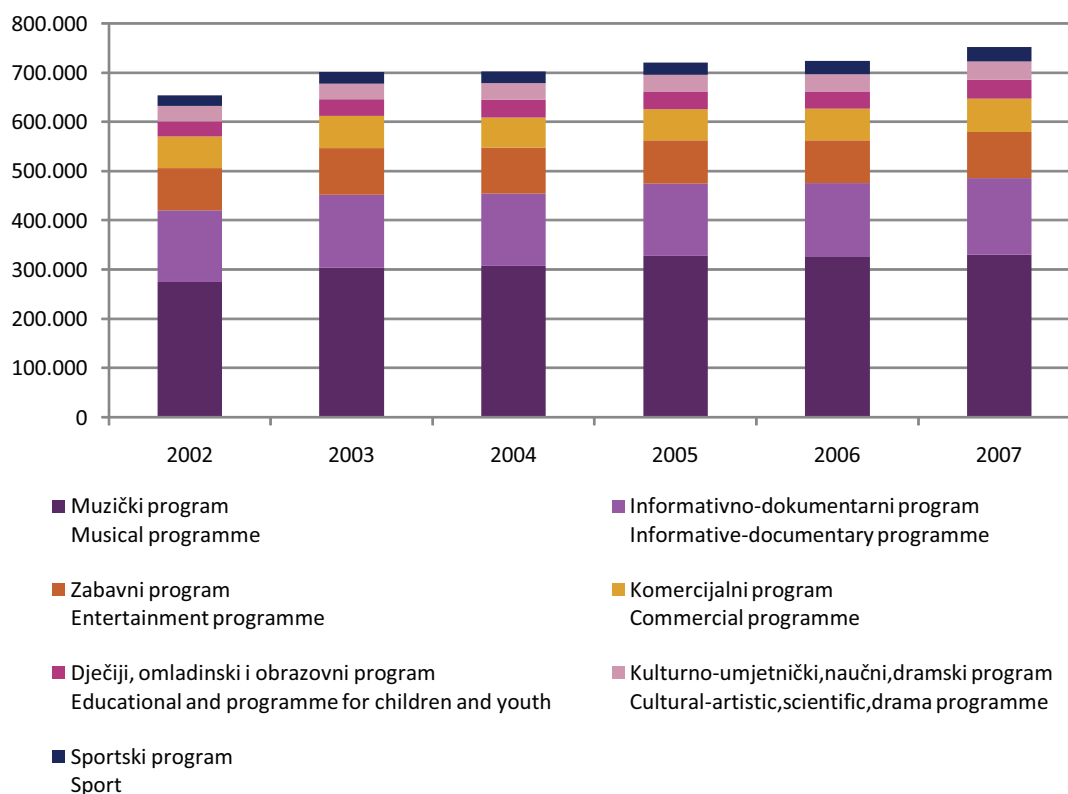
Broadcasted radio station programme, in hours

	Vrsta emitovanog programa							
	Type of broadcasted programme							
	Informativno-dokumentarni program Informative-documentary programme	Kulturno-umjetnički, naučni, dramski program Cultural-artistic, scientific, drama programme	Zabavni program Entertainment programme	Dječiji, omladinski i obrazovni program Educational and programme for children and youth	Muzički program Musical programme	Sportski program Sport	Komercijalni program Commercial programme	Ostali Others
2002	146.187	31.596	85.413	30.431	274.551	22.155	63.514	11.728
2003	147.157	31.301	94.536	33.769	304.749	23.360	65.669	11.019
2004	147.010	33.404	93.377	35.736	307.396	23.978	61.158	15.664
2005	146.490	34.455	87.565	35.577	328.362	24.316	63.022	15.685
2006	150.179	35.040	86.014	34.794	325.791	26.944	64.403	15.979
2007	156.019	37.173	93.408	38.557	329.643	29.049	67.477	11.869

Grafikon 2 / Graph 2

Emitovani program radio stanica u satima

Broadcasted radio station programme, in hours

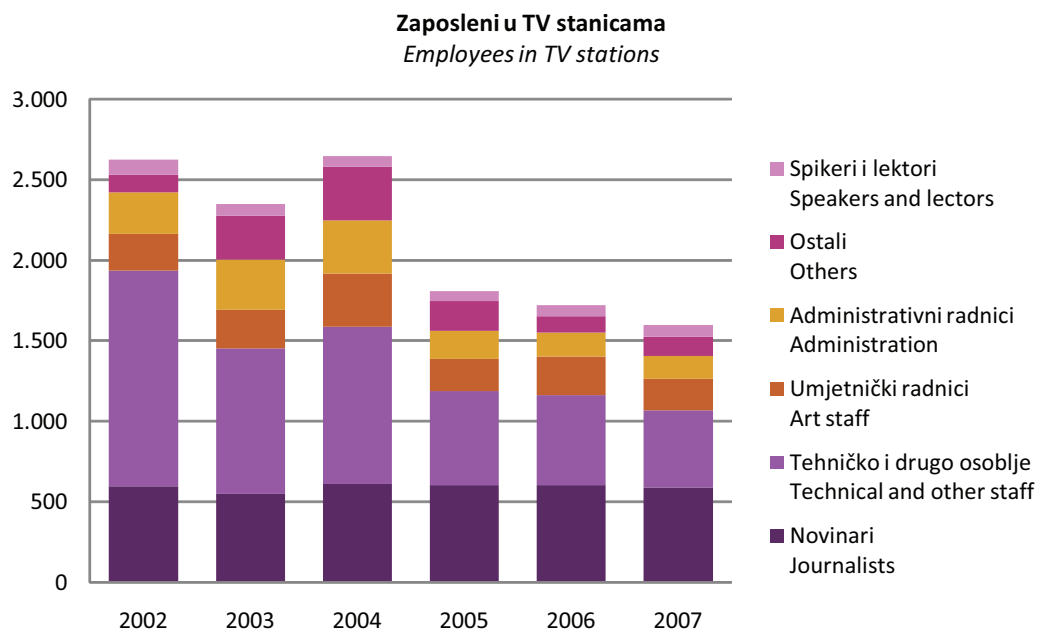


3. TV stanice i zaposleni u TV stanicama

TV stations and employees in TV stations

	Broj stanica Number of stations	Broj TV predajnika Number of TV transmitters	Ukupan broj radnika Total number of workers	Vezani za rad emisija Connected with the programme work				Administrativni radnici Administration	Ostali Others
				Umjetnički radnici Art staff	Novinari Journalists	Spikeri i lektori Speakers and lectors	Tehničko i drugo osoblje Technical and other staff		
2002	33	115	2.626	228	594	94	1.343	257	110
2003	36	139	2.350	237	547	73	907	313	273
2004	36	173	2.648	331	610	64	977	330	336
2005	37	193	1.809	198	604	61	585	176	185
2006	39	158	1.722	238	602	68	562	150	102
2007	38	187	1.598	197	590	71	477	142	121

Grafikon 3 / Graph 3

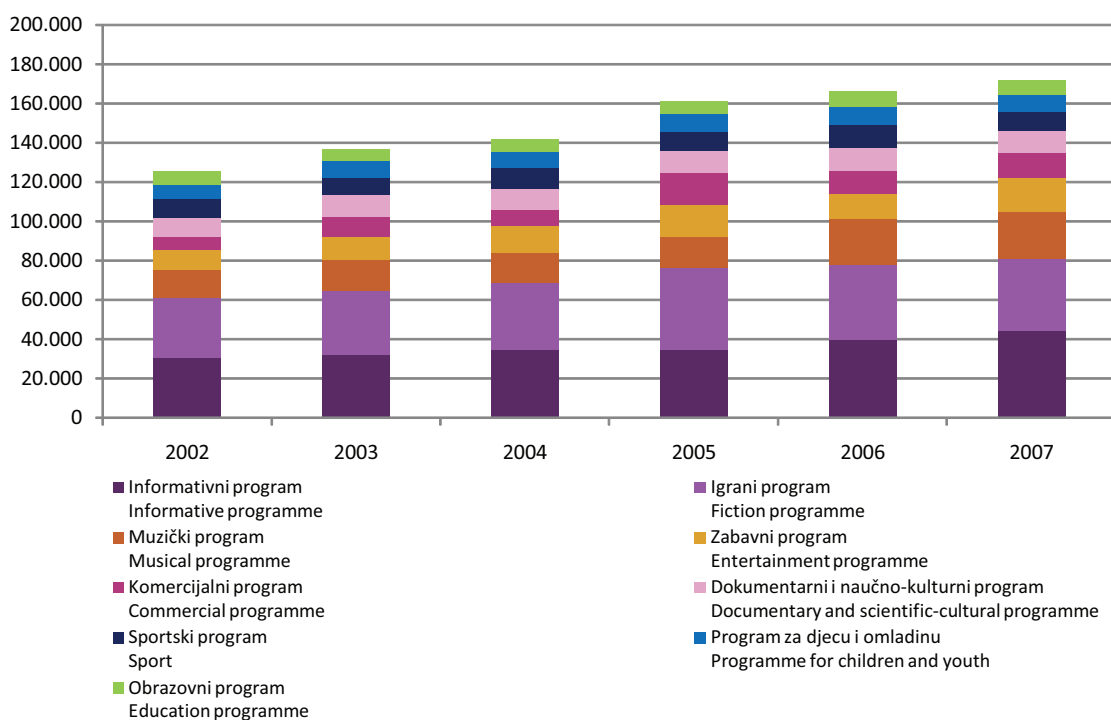


4. Emitovani program TV stanica u satima
Broadcasted TV station programme, in hours

	Vrsta emitovanog programa <i>Type of broadcasted programme</i>									
	Informativni program <i>Informative programme</i>	Dokumentarni i naučno-kulturni program <i>Documentary and scientific-cultural programme</i>	Igrani program <i>Fiction programme</i>	Zabavni program <i>Entertainment programme</i>	Muzički program <i>Musical programme</i>	Obrazovni program <i>Education programme</i>	Program za djecu i omladinu <i>Programme for children and youth</i>	Sportski program <i>Sport</i>	Komercijalni program <i>Commercial programme</i>	Ostali <i>Others</i>
2002	30.643	9.865	30.516	10.294	14.082	6.624	7.138	9.466	6.527	7.929
2003	32.469	10.806	32.081	11.969	15.837	5.672	8.933	8.661	10.123	5.511
2004	34.597	10.693	33.911	13.595	15.695	6.375	8.171	10.547	8.173	5.967
2005	34.704	11.245	41.538	16.379	16.016	6.478	8.887	9.827	16.161	5.457
2006	39.662	12.107	38.607	12.898	22.897	8.032	9.481	11.422	11.489	6.188
2007	44.504	11.382	36.576	17.291	23.939	7.170	8.922	9.516	12.671	5.654

Grafikon 4 / Graph 4

Emitovani program TV stanica u satima
Broadcasted TV station programme, in hours



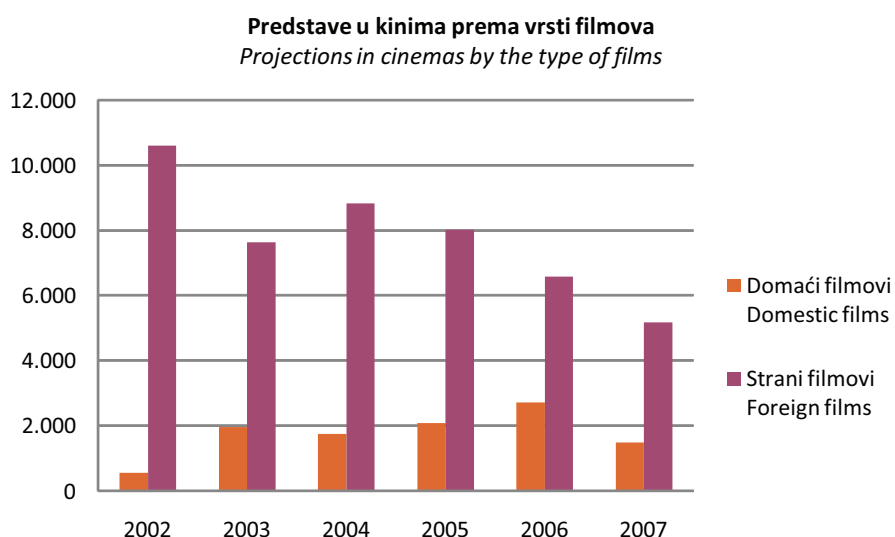
II KINEMATOGRAFIJA CINEMATOGRAPHY

5. Kina, predstave, posjetioci i zaposleni

Cinemas, projections, attendance and employees

	Kina <i>Cinemas</i>	Predstave <i>Projections</i>			Posjetioci <i>Attendance</i>				Zaposleni <i>Employees</i>	
		Ukupno <i>Total</i>	Domaćih filmova <i>Domestic films</i>	Stranih filmova <i>Foreign films</i>	Ukupno <i>Total</i>	Domaćih filmova <i>Domestic films</i>	Stranih filmova <i>Foreign films</i>	Po jednoj predstavi <i>Per performance</i>	Ukupno <i>Total</i>	Kino operatori <i>Cinema operators</i>
2002	54	11.162	556	10.606	694.789	59.403	635.386	127	211	54
2003	48	9.614	1.966	7.648	643.009	205.618	437.391	133	173	47
2004	53	10.606	1.763	8.843	561.342	167.043	394.299	102	211	55
2005	58	10.104	2.083	8.021	383.994	117.525	266.469	74	226	60
2006	60	9.309	2.727	6.582	483.607	211.924	271.683	99	217	56
2007	56	6.683	1.499	5.184	241.558	75.973	165.585	73	188	49

Grafikon 5 / Graph 5



III POZORIŠTA THEATRES

6. Pozorišta, predstave, posjetioci i zaposleni *Theatres, performances, attendance and employees*

		Pozorišta <i>Theatres</i>	Predstave <i>Performances</i>	Posjetioci <i>Attendance</i>		Zaposleni <i>Employees</i>		
				Ukupno <i>Total</i>	Po jednoj predstavi <i>Per performance</i>	Ukupno <i>Total</i>	Umjetnici <i>Artists</i>	Ostali <i>Others</i>
Dječija pozorišta <i>Children`s theatres</i>	2002	4	512	95.656	410	89	38	51
	2003	4	491	99.064	420	90	41	49
	2004	4	644	124.223	416	97	45	52
	2005	4	716	134.418	407	102	47	55
	2006	4	743	137.525	404	100	45	55
	2007	4	604	111.269	393	127	74	53
Profesionalna pozorišta <i>Professional theatres</i>	2002	8	673	169.539	492	499	207	292
	2003	8	664	152.814	486	515	223	292
	2004	9	1.160	504.026	654	542	249	293
	2005	10	1.135	452.252	602	579	263	316
	2006	8	581	133.188	456	550	237	313
	2007	8	619	149.202	478	559	253	306
Amaterska pozorišta <i>Amateur theatres</i>	2002	7	211	64.031	651	282	222	60
	2003	5	128	32.184	500	220	200	20
	2004	5	79	14.801	362	197	174	23
	2005	6	88	17.585	447	202	171	31
	2006	8	178	32.937	336	231	188	43
	2007	9	205	43.524	427	371	315	56
Eksperimentalna pozorišta <i>Experimental theatres</i>	2002	1	33	3.985	121	4	0	4
	2003	1	12	2.390	199	4	0	4
	2004	1	11	995	90	4	0	4
	2005	0	0	0	0	0	0	0
	2006	0	0	0	0	0	0	0
	2007	0	0	0	0	0	0	0

7. Pozorišta prema vrsti izvedenih djela

Theatres by type of performances

	Prema vrsti djela <i>By type of the performance</i>								Djela su postavljena kao <i>Stage production</i>		
	Drama <i>Drama</i>		Opera i opereta <i>Opera and operetta</i>		Balet <i>Ballet</i>		Ostalo <i>Other</i>		Premijera <i>Premiere</i>	Obnovljena predstava <i>Restaged performance</i>	Raniji repertoar <i>Past repertoire</i>
	Predstave <i>Performances</i>	Posjetioci <i>Attendance</i>	Predstave <i>Performances</i>	Posjetioci <i>Attendance</i>	Predstave <i>Performances</i>	Posjetioci <i>Attendance</i>	Predstave <i>Performances</i>	Posjetioci <i>Attendance</i>			
Dječija pozorišta / Children's theatres											
2002	136	25.772	0	0	0	0	262	69.884	10	3	16
2003	89	16.410	0	0	0	0	276	82.654	21	1	14
2004	70	26.860	0	0	0	0	396	97.363	9	2	18
2005	62	32.083	0	0	0	0	465	102.335	12	3	19
2006	172	42.399	1	5.952	0	0	351	89.170	11	3	29
2007	55	13.647	1	942	0	0	387	96.680	9	0	28
Profesionalna pozorišta / Professional theatres											
2002	434	123.501	15	5.520	18	3.033	88	37.485	45	2	51
2003	457	118.412	17	10.014	22	4.597	97	19.791	32	2	45
2004	931	458.880	29	11.327	22	7.143	117	26.676	48	4	41
2005	394	116.585	26	11.658	23	5.672	581	314.287	47	7	44
2006	297	97.450	31	13.535	19	4.840	109	17.363	35	2	55
2007	420	133.161	25	6.921	23	4.673	23	4.447	45	0	55
Amaterska pozorišta / Amateur theatres											
2002	146	46.851	0	0	0	0	34	17.180	13	3	12
2003	94	28.444	0	0	0	0	21	3.740	16	0	4
2004	37	11.651	0	0	0	0	23	3.150	13	0	3
2005	37	12.965	0	0	0	0	28	4.620	11	0	7
2006	100	28.007	0	0	0	0	26	4.930	16	0	3
2007	95	33.864	0	0	0	0	34	9.660	18	0	26
Eksperimentalna pozorišta / Experimental theatres											
2002	33	3.985	0	0	0	0	0	0	9	0	4
2003	9	1.535	0	0	0	0	3	855	9	0	0
2004	11	995	0	0	0	0	0	0	11	0	0
2005	0	0	0	0	0	0	0	0	0	0	0
2006	0	0	0	0	0	0	0	0	0	0	0
2007	0	0	0	0	0	0	0	0	0	0	0

IV BIBLIOTEKE U REPUBLICI SRPSKOJ *
LIBRARIES IN REPUBLIC OF SRPSKA*

8. Biblioteke prema organizacionom sastavu i načinu korištenja bibliotečkog materijala
Libraries by organisational structure and mode of library material use

	Ukupno <i>Total</i>	Organizacioni sastav <i>Organisational structure</i>			Biblioteke pristupačne: <i>Libraries accessible to:</i>			Biblioteke koje imaju: <i>Libraries which have:</i>	
		samostalne <i>independent</i>	u sastavu drugih preduzeća <i>within other enterprises</i>	u sastavu drugih biblioteka <i>within other libraries</i>	široj javnosti <i>broad public</i>	ograničenom krugu korisnika <i>limited number of users</i>	samo zaposlenima u čijem su sastavu <i>only to employees of the parent enterprise</i>	čitaonicu <i>reading room</i>	pokretne biblioteke <i>mobile libraries</i>
2002	44	37	7	0	44	0	0	39	0
2003	46	39	7	0	45	1	0	42	0
2004	47	39	8	0	46	1	0	45	0
2005	47	40	7	0	46	1	0	44	0
2006	48	42	6	0	47	1	0	45	0
2007	49	43	6	0	48	1	0	45	0

* Zbog različitih metodoloških pristupa koji se primjenjuju u entitetskim zavodima nije moguće agregirati podatke o bibliotekama za BiH.

**It is not possible to aggregate data on libraries on the BiH level, because of the different methodological approaches of the Entitie's Statistical Offices.*

9. Biblioteke, knjige i korisnici

Libraries, books and users

	Narodna i univerzitetska biblioteka <i>Public and university library</i>				Narodna biblioteka <i>Public libraries</i>				Dječije odjeljenje <i>Children s section</i>	
	broj biblioteka <i>number of libraries</i>	broj knjiga <i>number of books</i>	korisnici <i>users</i>		broj biblioteka <i>number of libraries</i>	broj knjiga <i>number of books</i>	korisnici <i>users</i>		broj biblioteka <i>number of libraries</i>	broj knjiga <i>number of books</i>
			u biblioteci <i>in the library</i>	van biblioteke <i>out of the library</i>			u biblioteci <i>in the library</i>	van biblioteke <i>out of the library</i>		
2002	1	66.952	1.472	1.804	43	634.561	45.388	264.461	35	202.215
2003	1	57.503	1.259	2.007	45	639.835	48.814	300.626	38	259.654
2004	1	55.774	1.070	2.113	46	667.528	47.579	387.841	38	268.209
2005	1	67.690	1.326	433	46	709.906	50.879	452.648	39	263.177
2006	1	87.156	1.300	2.284	47	740.017	63.415	418.502	42	315.173
2007	1	98.298	1.922	1.962	48	740.405	70.380	408.796	42	323.046

10. Biblioteke prema broju naslova i primjeraka obrađenog knjižnog fonda

Libraries by number of titles and copies of processed book fund

	Knjige i brošure <i>Books and brochures</i>			Listovi (novine) <i>Newspapers</i>			Časopisi <i>Magazines</i>			Rukopisi <i>Manuscripts</i>		
	broj naslova <i>number of titles</i>	broj primjeraka <i>number of copies</i>	dužina zapremljenih polica u metrima <i>taken shelves length in metres</i>	broj naslova <i>number of titles</i>	broj primjeraka <i>number of copies</i>	dužina zapremljenih polica u metrima <i>taken shelves length in metres</i>	broj naslova <i>number of titles</i>	broj primjeraka <i>number of copies</i>	dužina zapremljenih polica u metrima <i>taken shelves length in metres</i>	broj naslova <i>number of titles</i>	broj primjeraka <i>number of copies</i>	dužina zapremljenih polica u metrima <i>taken shelves length in metres</i>
2002	44	471.732	19725,7	883	15.600	273,5	4.344	26.297	484,1	101	100	6,0
2003	46	494.845	21673,5	471	18.421	258,1	3.561	26.138	405,7	121	133	6,2
2004	47	530.893	21124,3	483	14.779	213,8	4.216	29.170	429,9	122	137	5,0
2005	47	536.413	19810,0	782	16.909	234,0	6.901	30.581	438,0	134	121	6,0
2006	48	623.594	25295,6	2.236	19.765	298,9	6.065	36.580	572,4	135	122	5,0
2007	49	631.966	25801,0	3.240	20.598	301,8	6.689	31.807	483,5	133	119	2,9
Ukupno												

11. Obraden neknjižni bibliotečki materijal

Processed non-book library material

	Ukupno <i>Total</i>	Broj predmeta fizičke jedinice <i>Number of items in the physical unit</i>							
		geografske karte <i>geographic maps</i>	djela za slijepe <i>issues for the blind</i>	mikro oblici <i>micro forms</i>	film i video snimci <i>film and video recordings</i>	vizuelna građa <i>visual material</i>	vizuelna projekcija <i>visual projection</i>	zvučni snimci <i>audio recordings</i>	ostalo <i>other</i>
2002	44	164	0	0	136	3.454	105	85	582
2003	46	168	0	1	150	9.706	105	101	583
2004	47	207	0	1	144	3.665	111	139	576
2005	47	64	0	1	201	3.886	108	219	575
2006	48	66	0	1	307	4.021	410	260	628
2007	49	82	0	1	327	5.232	125	203	654

12. Zaposleni sa punim radnim vremenom

Employees working full-time

	ukupno <i>total</i>	stručni bibliotekarski radnici <i>professional workers in library</i>				ostali <i>others</i>
		svega <i>all</i>	savjetnici <i>advisers</i>	viši bibliotekari i bibliotekari <i>senior librarians and librarians</i>	viši knjižničari i knjižničari <i>senior assistant librarians and assistant librarians</i>	
2002	303	195	2	70	123	108
2003	317	204	1	77	126	113
2004	326	218	2	88	128	108
2005	330	222	1	91	130	108
2006	336	236	1	102	133	100
2007	341	238	2	100	136	103

13. Zaposleni sa kraćim od punog radnog vremena

Employees working part-time

	ukupno <i>total</i>	stručni bibliotekarski radnici <i>professional workers in library</i>				ostali <i>others</i>	osoblje područnih biblioteka <i>Staff in regional libraries</i>
		svega <i>all</i>	savjetnici <i>advisers</i>	viši bibliotekari i bibliotekari <i>senior librarians and librarians</i>	viši knjižničari i knjižničari <i>senior assistant librarians and assistant librarians</i>		
2002	12	2	0	2	0	10	2
2003	13	4	0	2	2	9	2
2004	14	2	0	2	0	12	2
2005	11	5	0	2	3	6	3
2006	8	1	0	1	0	7	0
2007	9	2	0	1	1	7	0

V BIBLIOTEKE U FEDERACIJI BiH *
LIBRARIES IN FEDERATION OF BiH*

14. Biblioteke, korisnici i zaposleni
Libraries, users and employees

	Broj <i>Number</i>	Čitaonice <i>Reading room</i>		Članovi <i>Members</i>	Korisnici <i>Users</i>		Zaposleni <i>Employees</i>
		Broj sjedala <i>Number of seats</i>	Mjesta za rad <i>Working places</i>		U biblioteci <i>In library</i>	Van biblioteke <i>Out of library</i>	
2004	92	1.968	1.338	106.449	111.767	303.710	379
2007	101	2.330	1.548	93.946	87.948	323.040	423
Nacionalna <i>National</i>	1	160	38	1461	1815	374	69
Javne <i>Public</i>	65	1.089	788	69.906	63.319	315.790	256
Visokoškolske <i>Higher education</i>	27	935	646	20.953	15.492	6.386	80
Specijalne <i>Specialised</i>	8	146	76	1.626	7.322	490	18

Podaci o bibliotekama se u FBiH prikupljaju trogodišnje. Zbog različitih metodoloških pristupa koji se primjenjuju u entitetskim zavodima nije moguće agregirati podatke o bibliotekama. za BiH.

* Data on libraries are collecting every third year. It is not possible to aggregate data on libraries on the BiH level, because of the different methodological approaches of the Entities' Statistical Offices.

15. Biblioteke i knjižni fond
Type of libraries and holdings

	Ukupno <i>Total</i>		Vrste biblioteka <i>Type of libraries</i>					
			Nacionalna, visokoškolske, specijalne <i>National, higher education, specialised</i>		Javne <i>Public</i>		Školske <i>School libraries</i>	
	Biblioteke <i>Libraries</i>	Knjige u 000 <i>Books in 000</i>	Biblioteke <i>Libraries</i>	Knjige u 000 <i>Books in 000</i>	Biblioteke <i>Libraries</i>	Knjige u 000 <i>Books in 000</i>	Biblioteke <i>Libraries</i>	Knjige u 000 <i>Books in 000</i>
2004	750	5.268	31	624	61	1.020	658	3.624
2007	741	5.532	36	908	65	880	640	3.744

16. Obradena knjižna građa
Prepared book materials

Vrste biblioteka <i>Type of libraries</i>	Neknjižna građa <i>Other materials</i>		Ukupno <i>Total</i>		Knjige i brošure <i>Books and pamphlets</i>		Novine, časopisi i rukopisi <i>Newspapers, magazines and manuscripts</i>	
	2004	2007	2004	2007	2004	2007	2004	2007
Ukupno <i>Total</i>	20.501	18.276	1.080.658	977.512	1.031.480	929.649	49.178	47.863
Nacionalna <i>National</i>	556	367	4.032	1.982	3.761	1.519	271	463
Javne <i>Public</i>	7.210	6.070	751.890	602.759	749.495	597.489	2.395	5.270
Visokoškolske <i>Higher education</i>	12.051	11.206	287.692	331.406	244.150	290.227	43.542	41.179
Specijalne <i>Specialised</i>	684	633	37.044	41.365	34.074	40.414	2.970	951

17. Korištenje građe
Using materials

Vrste biblioteka <i>Type of libraries</i>	Knjige i brošure <i>Books and pamphlets</i>		Novine, časopisi i rukopisi <i>Newspapers, magazines and manuscripts</i>		Neknjižna građa <i>Other library materials</i>	
	2004	2007	2004	2007	2004	2007
Ukupno <i>Total</i>	1.051.471	1.128.623	89.118	94.844	2.103	2.638
Nacionalna <i>National</i>	10.000	7.393	742	2.513	0	231
Javne <i>Public</i>	976.038	1.001.403	62.875	61.737	1.470	1.776
Visokoškolske <i>Higher education</i>	55.451	99.317	22.565	23.787	621	238
Specijalne <i>Specialised</i>	9.982	20.510	2.936	6.807	12	393

