

# **SOCIJALNA SKRB**

## **SOCIAL WELFARE**

### **2007 - 2012**



**Bosna i Hercegovina**  
Bosnia and Herzegovina



**Agencija za statistiku**  
**Bosne i Hercegovine**  
Agency for Statistics of  
Bosnia and Herzegovina

**Sarajevo, 2013.**

**Izdaje:** **Agencija za statistiku Bosne i Hercegovine,**  
**Sarajevo, Zelenih beretki 26**  
**Telefon / Phone:** +387 33 91 19 11 **Fax / Phone:** +387 33 22 06 22  
**E-mail / E-mail:** bhas@bhas.ba **Internet stranica / Web site:** www.bhas.ba

*Published:* *Agency for Statistics of Bosnia and Herzegovina,*  
*Sarajevo, Zelenih beretki 26*

**Odgovara:** **Zdenko Milinović, direktor**  
*Person responsible: Mr Zdenko Milinović, Director*

**Podatke pripremili:** **Aida Eskić-Pihljak i Gorana Knežević**  
*Data prepared by: Aida Eskić-Pihljak and Gorana Knežević*

**Izrada tabela i grafikona:** **Aida Eskić-Pihljak i Gorana Knežević**  
*Tables and graphs prepared by: Aida Eskić-Pihljak and Gorana Knežević*

**Priprema za tisak:** **Dražen Harun Salihagić**  
*Editing: Dražen Harun Salihagić*

**Tisak:** **Avery d.o.o.**  
*Press: Avery d.o.o.*

**Molimo korisnike Publikacije da prilikom uporabe podataka obvezno navedu izvor.**  
*Users are kindly requested to refer to the data source.*

## PREDGOVOR

## FOREWORD

Agencija za statistiku BiH objavljuje bilten „Socijalna skrb u BiH“ kao redovitu godišnju publikaciju. Podaci dati u ovom biltenu rezultat su agregiranja podataka entitetskih zavoda za statistiku Federacije BiH i Republike Srpske, te Brčko distrikta BiH.

U biltenu „Socijalna skrb u BiH“ Agencija za statistiku BiH objavljuje podatke o korisnicima svih oblika, mjera i usluga socijalne skrbi, ali i podatke o ustanovama socijalne skrbi i zaposlenim u tim ustanovama, u razdoblju 2007-2012. Podaci su razvrstani prema starosti korisnika, stupnju ugroženosti, vrsti socijalnih potreba i ustanovama za pružanje socijalne skrbi.

Agencija za statistiku BiH biti će zahvalna na svim primjedbama i sugestijama koje će doprinijeti poboljšanju slijedećeg biltena.

Zdenko Milinović  
Ravnatelj  
Agencija za statistiku BiH

*Agency for Statistics of Bosnia and Herzegovina publishes a Bulletin “Social welfare in BiH” as a regular annual publication. This Bulletin is a result of aggregation of data from entities statistical offices of Federation of BiH and Republika of Srpska and District Brcko BiH.*

*In Bulletin “Social welfare in BiH” Agency for Statistics publishes data on beneficiaries of all forms, measures and services of social welfare as well as data on social welfare institutions and employees of this institutions for the period 2007-2012. Data are given by the age of beneficiaries, extent of disadvantage as well as by kind of social needs and social welfare institutions.*

*Agency for Statistics BiH will appreciate any suggestions and comments that could improve our next Bulletin.*

*Mr Zdenko Milinović  
Director  
Agency for Statistics of BiH*

# KAZALO

## CONTENT

<b>METODOLOŠKA POJAŠNJENJA</b> <i>NOTES ON METHODOLOGY</i>	<b>7</b>
<b>I KORISNICI, OBLICI, MJERE I USLUGE SOCIJALNE SKRBI</b> <i>BENEFICIARIES, FORMS, MEASURES AND SERVICES OF SOCIAL WELFARE</i>	<b>15</b>
<b>1. Broj centara za socijalni rad u BiH</b> <i>Number of social welfare centres in BiH</i>	<b>17</b>
<b>2. Obrađeni slučajevi – intervencije u centrima za socijalni rad</b> <i>Treatments rendered in social welfare centres</i>	<b>17</b>
<b>3. Zaposleni u centrima za socijalni rad</b> <i>Employees in the social welfare centres</i>	<b>18</b>
<b>Grafikon 1 - Zaposleni u centrima za socijalni rad u 2012. godini</b> <i>Graph 1 - Employees in the social welfare centres in 2012</i>	<b>18</b>
<b>MALOLJETNI KORISNICI SOCIJALNE SKRBI PREMA KATEGORIJAMA I SPOLU</b> <i>MINORS BENEFICIARIES OF SOCIAL WELFARE BY CATEGORIES AND SEX</i>	<b>19</b>
<b>4. Korisnici prema kategorijama i spolu</b> <i>Beneficiaries by categories and sex</i>	<b>19</b>
<b>Grafikon 2 – Maloljetni korisnici socijalne skrbi prema spolu</b> <i>Graph 2 - Minors beneficiaries of social welfare by sex</i>	<b>23</b>
<b>Grafikon 3 – Maloljetni korisnici socijalne skrbi prema skupinama kategorija i spolu u 2012. godini</b> <i>Graph 3 - Minors beneficiaries of social welfare by type of category and sex in 2012</i>	<b>23</b>
<b>5. Maloljetni korisnici prema kategorijama, spolu i starosnim skupinama u 2012. godini</b> <i>Minors beneficiaries by category, sex and age in 2012</i>	<b>24</b>
<b>PUNOLJETNI KORISNICI SOCIJALNE SKRBI</b> <i>ADULT BENEFICIARIES OF SOCIAL WELFARE</i>	<b>28</b>
<b>6. Korisnici prema kategorijama i spolu</b> <i>Beneficiaries by categories and sex</i>	<b>28</b>
<b>Grafikon 4 - Punoljetni korisnici socijalne skrbi prema spolu</b> <i>Graph 4 - Adult beneficiaries of social welfare by sex</i>	<b>32</b>
<b>Grafikon 5 - Punoljetni korisnici socijalne skrbi prema skupinama kategorija i spolu u 2012. godini</b> <i>Graph 5 - Adult beneficiaries of social welfare by type of category and sex in 2012</i>	<b>32</b>
<b>7. Punoljetni korisnici prema kategorijama, spolu i starosnim skupinama u 2012. godini</b> <i>Adult beneficiaries by category, sex and age in 2012</i>	<b>33</b>
<b>II OBLICI I USLUGE SOCIJALNE SKRBI</b> <i>FORMS AND SERVICES OF SOCIAL WELFARE</i>	<b>37</b>
<b>8. Oblici i usluge socijalne skrbi - maloljetni korisnici</b> <i>Forms and services of social welfare - minor beneficiaries</i>	<b>37</b>
<b>9. Oblici i usluge socijalne skrbi - punoljetni korisnici</b> <i>Forms and services of social welfare - adult beneficiaries</i>	<b>41</b>
<b>III USTANOVE SOCIJALNE SKRBI</b> <i>SOCIAL WELFARE INSTITUTIONS</i>	<b>43</b>
<b>DOMOVI ZA DJECU I MLADEŽ BEZ RODITELJSKE SKRBI</b> <i>INSTITUTIONS FOR CHILDREN AND ADOLESCENTS WITHOUT PARENTAL CARE</i>	<b>45</b>
<b>10. Korisnici prema spolu i starosti</b> <i>Residents by sex and age</i>	<b>46</b>
<b>11. Korisnici prema roditeljima</b> <i>Residents by parents</i>	<b>46</b>

<b>12. Struktura korisnika prema roditeljima</b>	<b>46</b>
<i>Structure of residents by parents</i>	
<b>Grafikon 6 - Struktura korisnika domova za djecu i mladež prema roditeljima u 2012. godini</b>	<b>46</b>
<i>Graph 6 - Structure of residents in institutions for children and adolescents in 2012</i>	
<b>Grafikon 7 - Korisnici domova za djecu i mladež bez roditeljskog staranja prema spolu</b>	<b>47</b>
<i>Graph 7 - Residents of institutions for children and adolescents without parental care by sex</i>	
<b>Grafikon 8 - Korisnici domova za djecu i mladež bez roditeljskog staranja prema starosti u 2012. godini</b>	<b>47</b>
<i>Graph 8 - Residents of institutions for children and adolescents without parental care by age in 2012</i>	
<b>13. Korisnici prema školovanju</b>	<b>48</b>
<i>Residents by education</i>	
<b>14. Korisnici prema plaćanju boravka u domu</b>	<b>48</b>
<i>Residents by payment</i>	
<b>15. Zaposleni u domovima za djecu i mladež bez roditeljskog staranja</b>	<b>49</b>
<i>Employees in institutions for children and adolescents without parental care</i>	
<b>Grafikon 9 - Zaposleni u domovima za djecu i mladež bez roditeljskog staranja u 2012. godini</b>	<b>49</b>
<i>Graph 9 - Employees in institutions for children and adolescents without parental care in 2012</i>	
<b>USTANOVE SOCIJALNE SKRBI ZA INVALIDNU DJECU I MLADEŽ OMETENU U PSIHIČKOM I FIZIČKOM RAZVOJU</b>	<b>50</b>
<i>SOCIAL WELFARE INSTITUTIONS FOR PHYSICALLY AND MENTALLY DISABLED CHILDREN AND ADOLESCENTS</i>	
<b>16. Korisnici prema spolu i starosti</b>	<b>50</b>
<i>Residents by sex and age</i>	
<b>17. Korisnici prema spolu i roditeljima</b>	<b>51</b>
<i>Residents by sex and parents</i>	
<b>Grafikon 10 - Korisnici prema roditeljima u 2012. godini</b>	<b>51</b>
<i>Graph 10 - Residents by parents in 2012</i>	
<b>18. Korisnici prema pohađanju škole</b>	<b>52</b>
<i>Residents by school attendance</i>	
<b>19. Korisnici prema plaćanju boravka</b>	<b>52</b>
<i>Residents by payment</i>	
<b>20. Zaposleni u ustanovama za invalidnu djecu i mladež ometenu u psihičkom i fizičkom razvoju</b>	<b>53</b>
<i>Employees in institutions for physically and mentally disabled children and adolescents</i>	
<b>Grafikon 11 - Zaposleni u ustanovama za invalidnu djecu i mladež u 2012. godini</b>	<b>53</b>
<i>Graph 11 - Employees in institutions for disabled children and adolescents in 2012</i>	
<b>USTANOVE SOCIJALNE SKRBI ZA ODRASLE INVALIDNE OSOBE</b>	<b>54</b>
<i>SOCIAL WELFARE INSTITUTIONS FOR ADULT DISABLED PERSONS</i>	
<b>21. Invalidi i rehabilitanti prema invaliditetu</b>	<b>54</b>
<i>Disabled and persons on rehabilitation by type of disability</i>	
<b>22. Invalidi i rehabilitanti prema pravnoj osnovi i razlogu korištenja ustanove</b>	<b>55</b>
<i>Disabled and persons on rehabilitation by legal base and reason for institutionalisation</i>	
<b>USTANOVE SOCIJALNE SKRBI ZA ODRASLE OSOBE</b>	<b>56</b>
<i>SOCIAL WELFARE INSTITUTIONS FOR ADULT PERSONS</i>	
<b>23. Korisnici prema starosti</b>	<b>56</b>
<i>Residents by age</i>	
<b>24. Korisnici prema plaćanju boravka u domu</b>	<b>56</b>
<i>Residents by payment</i>	
<b>25. Korisnici prema razlogu smještaja</b>	<b>57</b>
<i>Residents by reason for institutionalisation</i>	
<b>Grafikon 12 - Korisnici ustanova socijalne skrbi za odrasle osobe prema starosti u 2012. godini</b>	<b>58</b>
<i>Graph 12 - Residents of social welfare institutions for adult persons by age in 2012</i>	
<b>Grafikon 13 - Korisnici ustanova socijalne skrbi za odrasle osobe prema razlogu smještaja u 2012. godini</b>	<b>58</b>
<i>Graph 13 - Residents of social welfare institutions for adult persons by reason of institutionalisation in 2012</i>	



# METODOLOŠKA OBJAŠNJENJA

## NOTES ON METHODOLOGY

### Izvori podataka

Podaci o maloljetnim i punoljetnim korisnicima socijalne skrbi i provedenim oblicima, mjerama i uslugama socijalne skrbi su rezultat agregiranja podataka uporedivih godišnjih istraživanja koja provode entitetski zavodi za statistiku i Brčko distrikt BiH.

### Obuhvat podataka

Podaci o korisnicima i oblicima socijalne skrbi, kao i o ustanovama socijalne skrbi, odnose se na kalendarsku godinu.

### DEFINICIJE

#### KORISNICI SOCIJALNE SKRBI

Korisnikom socijalne skrbi smatra se svaka osoba koja je u tijeku godine izvješta jednom ili više puta koristila određene oblike i mjere socijalne skrbi i usluge socijalnog rada.

Korisnici su razvrstani u dvije temeljne dobne skupine - maloljetni i punoljetni korisnici.

#### MALOLJETNI KORISNICI

##### Maloljetnici ugroženi obiteljskom situacijom

**Bez oba roditelja** - djeca i mladež čija su oba roditelja umrla.

**Nepoznatih roditelja** – djeca i mladež roditelja čiji se identitet ne može utvrditi.

**Napušteni od roditelja** – djeca i mladež čiji su roditelji poznati i iz poznatog boravišta, ali su djecu napustili i odbijaju da se o njima skrbe, kao i djeca poznatih roditelja iz nepoznatog boravišta i ostali slučajevi napuštanja djece od strane roditelja.

**Djeca roditelja spriječenih da obavljaju roditeljsku dužnost** uslijed izdržavanja kazne, duljeg liječenja u stacionaru, teškog kroničnog oboljenja, privremenog rada u inozemstvu, lišavanja poslovne sposobnosti i sl.

**Djeca roditelja lišenih roditeljskih prava** – djeca i mladež čijim je roditeljima odlukom suda oduzeto roditeljsko pravo. U ovu kategoriju spadaju i slučajevi kada je samo jednom od roditelja oduzeto roditeljsko pravo.

### Source of data

Data on minors and adult beneficiaries of social welfare, and implemented forms, measures and services of social welfare are result of aggregating data from comparable annual survey which are conducted by entity statistical Offices and Brcko District Branch.

### Data coverage

Data on beneficiaries and forms of social welfare, as well as data on social welfare institutions refer to a calendar year.

### DEFINITIONS

#### SOCIAL WELFARE BENEFICIARIES

Social welfare beneficiary is every person who has used certain forms and measures of social welfare and social work services, once or several times during the reference year.

Beneficiaries are classified into two basic age groups – minors and adult beneficiaries.

#### MINORS BENEFICIARIES

##### Minors beneficiaries disadvantaged by family situation

**Without both parents** – children and youth with both parents dead.

**Of unknown parents** – children and youth of parents whose identity cannot be ascertained (abandoned infants).

**Abandoned by parents** – children and youth of known parents and residence, abandoned by parents who refuse to take care of them, as well as children of known parents and of unknown residence and other cases of parents abandoning children.

**Children of parents prevented from performing parental duty** due to certain constraints such as imprisonment, prolonged treatment in hospital, severe chronic disease, temporary employment abroad, working incapability, etc.

**Children of parents deprived of parental rights** - children and youth of parents deprived of parental right by the decision of court. Cases when only one parent is deprived of parental right are also included in this category.

**Iz materijalno ugroženih obitelji** – djeca i mladež čiji roditelji nemaju ni minimalnih materijalnih i socijalnih uvjeta za podizanje djece, kao što su osobe bez stalnog izvora prihoda, s minimalnim prihodima po članu kućanstva, nezaposlene osobe, osobe s neriješenim stambenim pitanjima.

**Iz obitelji s poremećenim obiteljskim odnosima** – djeca i mladež koja žive u obiteljima u kojima postoje konfliktne situacije između pojedinih članova, svađe, grubosti, tuče, zlostavljanje, odsustvo emocionalnih veza i trajna neusklađenost odnosa, asocijalno, patološko i kriminalno ponašanje članova obitelji (skitnja, kriminal, prostitucija, uporaba alkohola i droge, itd), kao i nebriga roditelja.

**Ostali maloljetnici ugroženi obiteljskom situacijom** – djeca samohranih roditelja, izvanbračna djeca, djeca s neriješenim materijalnim, stambenim i drugim pitanjima.

#### **Maloljetnici ometeni u fizičkom i psihičkom razvoju**

**Maloljetnicima ometenim u fizičkom razvoju** smatraju se djeca i mladež s oštećenjem vida, sluha, s poremećajima u govoru i glasu, fizički invalidne, kao i osobe višestruko ometene u razvoju.

**Maloljetnicima ometenim u psihičkom razvoju** smatraju se djeca i mladež koja su ometena u psihičkom razvoju, a razvrstana su prema važećim propisima o razvrstavanju i evidenciji ovih osoba.

#### **Maloljetnici s poremećajima u ponašanju i ličnosti**

**S asocijalnim ponašanjem** – djeca i mladež sklona skitnji, besposličarenju, bježanju od kuće, nedoličnom ponašanju, prostituciji, uporabi alkohola, prevarama i sl.

**Maloljetni prijestupnici ispod 14 godina** – djeca i mladež koja su izvršila prekršaj ili krivično djelo, a krivično su neodgovorna zbog uzrasta, kao i maloljetni narkomani.

#### **Psihički bolesne osobe**

Maloljetne osobe sklone raznim psihičkim oboljenjima.

#### **Maloljetni korisnici u stanju različitih socijalno - zaštitnih potreba**

**Bez specifične kategorije** – djeca i mladež koja se ne mogu uvesti ni u jednu od navedenih kategorija,

**Coming from economically disadvantaged families** - children and youth whose parents cannot provide even a minimum financial or social conditions for raising children such as persons without the permanent source of income, persons with minimal income per household member, unemployed persons, persons with housing problems, etc.

**Coming from families with disturbed family relationships** - children and youth from families in which there are conflicts between family members, quarrels, asperities, beating, molesting, absence of emotional relationship and permanent incompatibility of relations, asocial, pathological and criminal behaviour of family members (vagrancy, crime, prostitution, alcohol or drug abuse, etc.) as well as parental indifference and negligence.

**Other minors with disturbed family relationship** – children of single parents, illegitimate children, children with financial, housing and other problems.

#### **Physically and mentally disabled minors**

**Physically disabled minors** are children and youth with visual and hearing impairments, voice and speech impediments, physical disability and multiple disorders.

**Mentally disabled minors** are children and youth with mental disorders, and are classified by current regulations on registration and classification of such persons.

#### **Minors with behavioural and personality disorders**

**With asocial behaviour** – children and youth inclined to vagrancy, running from home, indecent behaviour, prostitution, alcohol abuse, frauds, etc.

**Minor offenders under 14 years of age** – children and youth who have committed an offence or a criminal act and are not subject to legal prosecution due to their age as well as minor drug addicts.

#### **Mentally ill persons**

Minor persons prone to various mental diseases.

#### **Minors beneficiaries in need of different social and protective services**

**Without specific category** – children and youth who cannot be classified into any of the specific categories,



zdravstveno neosigurana djeca i mladež, kao i djeca i mladež kojima se pruža pomoć u ostvarivanju određenih prava.

## **PUNOLJETNI KORISNICI**

**Korisnici subvencioniranja troškova (najamnine, grijanja, pogreba)**

### **Fizički i psihički ometeni**

**Sa oštećenim vidom** – odrasle slijepe i slabovidne osobe.

**Sa oštećenim sluhom** – odrasle gluhe i nagluhe osobe.

**Fizički invalidne** – odrasle osobe kod kojih je oboljenje trajno, zbog čega im je bitno smanjena radna sposobnost.

**Mentalno zaostale osobe** – odrasle osobe teško, teže, umjereno i lako mentalno zaostale.

**Ostale invalidne osobe** – odrasle osobe s ostalim fizičkim oštećenjima, nesposobne za rad i neosigurane po drugom temelju, zatim odrasli distrofičari, osobe s posljedicama cerebralne paralize, osobe s više smetnji, osobe s poremećajima u ponašanju i slično.

**Sa kombiniranim smetnjama** – osobe kod kojih je medicinski utvrđena neka od psihičkih ili nervnih bolesti (neurotičari, psihotičari, epileptičari) i sl.

### **Osobe društveno neprihvatljivog ponašanja**

Osobe s asocijalnim ponašanjem (skitnja, prosjačenje, prostitucija, osobe sklone vršenju krivičnih djela i prekršaja, uporaba alkohola, narkomanija).

### **Psihički bolesne osobe**

Osobe sklone raznim psihičkim oboljenjima.

### **Osobe koje nemaju dovoljno prihoda za održavanje, materijalno neosigurane**

**Materijalno neosigurane osobe** su osobe koje su sposobne za rad, ali nemaju sredstava za život, niti ih po drugom temelju mogu osigurati i mlađa su od 65 godina (muškarci), odnosno 60 godina (žene).

**Osobe nesposobne za rad** su osobe potpuno i trajno nesposobne za rad, bez sredstava za život, a mlađe su od 65 godina (muškarci), odnosno 60 godina (žene).

**Stare osobe bez obiteljskog staranja** su osobe koje

children and youth without health insurance as well as children and youth being rendered assistance in exercising certain rights.

## **ADULT BENEFICIARIES**

**Beneficiaries of subventions (for rents, heating, funeral)**

### **Physically and mentally disabled**

**With visual disorders** – blind adults and adults with visual impairments.

**With hearing disorders** – deaf adults and adults with hearing impairments.

**Physically disabled** – adults with permanent diseases (incurable and long lasting) which reduced their working capability.

**Mentally disabled** – adult persons with severe, less severe, moderate and mild mental handicaps.

**Other disabled persons** – adults with other physical disabilities, unable to work and unprovided on other basis, adults with muscular dystrophy, persons suffering from cerebral paralysis, persons with multiple disorders, behavioural disorders, etc.

**With combined disorders** – persons with the medical diagnosis of certain mental or neurological disease (neurotics, psychotics and epileptics), etc.

### **Persons with socially unacceptable behaviour**

Persons with asocial behaviour (vagrancy, begging, prostitution, persons inclined to criminal acts and offences, alcohol and drug abuse).

### **Mentally ill persons**

Persons prone to various mental diseases.

### **Persons not having a sufficient income to support themselves, financially unprovided**

**Financially unprovided persons** are persons able to work but do not have finances for living or are unable to provide them on other basis and are under 65 years of age (men), or under 60 (women).

**Unable to work** – persons completely and permanently unable to work, without financial resources of living, and are under 65 (men), or 60 (women).

**Old persons without family care** are persons without

djece ni drugih bližih srodnika koji su dužni da se o njima staraju, kao i osobe bez sredstava za život (bez imovine, ili bilo kakvih drugih redovitih prihoda), kao i osobe koje posjeduju imanje, ali zbog starosti ili slabosti nisu u mogućnosti da isto obrađuju i osiguraju sredstva za život.

**Kronično bolesne** su slijepi, psihički oboljele, fizički invalidne i kronično oboljele osobe.

### **Bez specifične kategorije (ostali)**

Osobe s obiteljskim problemima, osobe u brakorazvodnom sporu i ostale osobe bez specifične kategorije.

## **OBLICI, MJERE I USLUGE SOCIJALNE SKRBI**

Pod oblikom, mjerom ili uslugom podrazumijeva se svaki slučaj provedene zaštite na temelju zakona i propisa iz ove oblasti od strane centra za socijalni rad, ili službe socijalne skrbi.

Podaci o oblicima, mjerama i uslugama odnose se na broj provedenih, odnosno korištenih oblika, mjera i usluga u razdoblju izvješća, a ne na broj osoba. Jedna, ista osoba može se pojaviti više puta kao korisnik tj. onoliko puta koliko je koristila neki od oblika, mjera i usluga u tijeku godine izvješća. Ako osoba više puta koristi isti oblik, mjeru ili uslugu biće obuhvaćena samo jednom. Ako osoba koristi više oblika, mjera ili usluga obuhvaćiće se kod svakog oblika, odnosno mjere ili usluge.

### **Oblici socijalne skrbi**

**Skrbništvo** podrazumijeva slučajeve kada se maloljetna ili punoljetna osoba koja je lišena poslovne sposobnosti, stavlja pod skrbništvo.

**Posvojenje** podrazumijeva slučajeve zakonskog posvojenja.

### **Smještaj u ustanove**

**Predškolske ustanove** – podrazumijeva one slučajeve kada se troškovi smještaja i boravka osiguravaju iz sredstava socijalne ili dječje skrbi.

**Smještaj u ustanove socijalne skrbi** podrazumijeva smještaj maloljetnih i punoljetnih korisnika u odgovarajuće ustanove socijalne skrbi: dječji domovi, domovi za dojenčad i malu djecu, za djecu ometenu u razvoju, za odgojno zapuštenu djecu i mladež, domovi za stare i iznemogle, za umirovljenike, kao i domovi za odrasle invalidne osobe i prihvatne postaje za maloljetne i punoljetne osobe.

*children or any other close relatives obliged to take care of them as well as persons without resources to provide for a living ( without property or any other regular income as well as persons owning a farm but due to old age and weakness are unable to cultivate land and provide for life).*

**Chronically ill** are blind, mentally ill, physically disabled and persons with chronic disease.

### **Without specific category (others)**

*Persons with family problems, persons in divorce procedure and other persons without specific category.*

## **FORMS, MEASURES AND SERVICES OF SOCIAL WELFARE**

*Form, measure or service are considered every case of protection provided by Centre of social welfare or Social welfare service on the basis of legal acts and regulations concerned with this field.*

*Data on forms, measures, and services refer to the number of conducted, that is, used forms, measures and services in the reference period, and not to the number of persons. One person can be shown several times as a beneficiary, as much times as it has used some of the forms, measures and services during the reference year. If the same person uses the same form, measure or service more than once, it is covered only once. If a person uses several forms, measures or services, it is covered by each form, measure and service.*

### **Forms of social welfare**

**Guardianship** refers to every case of appointing a guardian to look after the affairs of minor or adult person deprived of working capability.

**Adoption** is considered every case of legal adoption.

### **Placement (assignment) in institution**

**Pre-school institutions** – every case of accommodation expenses being financed from social welfare funds or funds for protection of children.

**Assignment to social welfare institutions** is considered accommodation of minor and adult beneficiaries in appropriate social welfare facilities such as: institutions for infants and young children, children and youth impeded in psychical and physical development, socially maladjusted children and youth, rest or retirement homes, institutions for adult handicapped persons and shelter stations for minors and adults persons.

**Smještaj u drugu obitelj** podrazumijeva osiguravanje stanovanja, ishrane, odgoja i skrbi u obitelji u koju se smještaju osobe u stanju socijalne potrebe (djeca, odrasli, ostarjeli).

**Smještaj u učenički ili studentski dom, smještaj u ustanovu za djecu bez roditeljske zaštite, smještaj u ustanovu za rehabilitaciju i skrb, smještaj u druge ustanove socijalne skrbi, kao i smještaj u dom za stare osobe** su također vidovi smještaja u ustanove u okviru oblika socijalne skrbi.

### Mjere socijalne skrbi

Mjere prema maloljetnicima podrazumijevaju angažiranje centra za socijalni rad na provođenju odgojnih mjera koje je sud izrekao, kao i mjera koje centar poduzima na temelju svoje odluke.

**Upućivanje na školovanje i osposobljavanje** podrazumijeva angažiranje centra za socijalni rad oko uključivanja na redovito školovanje maloljetnih korisnika socijalne skrbi koji su napustili školu ili nisu bili obuhvaćeni redovitim školovanjem, kao i uključivanje djece i mladeži ometene u razvoju na specijalno obrazovanje.

**Ostale mjere** podrazumijevaju slučajeve pružanja savjeta u vezi s odgojnim i razvojnim problemima djece, osiguravanja ljetovanja i oporavka iz sredstava socijalne skrbi, reguliranja zdravstvene skrbi neosiguranih osoba i sl.

**Pomoć za osposobljavanje i privređivanje** podrazumijeva zasnivanje radnog odnosa osoba u stanju socijalne potrebe angažiranjem centra za socijalni rad na pripremi kolektiva da prihvati tu osobu kao i rad s osobom u cilju uspješnog uključivanja u kolektiv. Ovdje se podrazumijeva i zasnivanje radnog odnosa na određeno vrijeme u «kućnoj» radinosti, raznim servisima i sl., kao i zapošljavanje invalidnih osoba u zaštitnim radionicama.

**Pomoć za rehabilitaciju** podrazumijeva novčana davanja u cilju uključivanja na osposobljavanje za rad ili profesionalnu rehabilitaciju djece i mladeži ometene u psihičkom ili fizičkom razvoju, kao i odraslih invalidnih osoba, a na teret sredstava centara za socijalni rad, odnosno službi socijalne skrbi.

### Novčane pomoći

**Stalna novčana pomoć** podrazumijeva novčana davanja koja osiguravaju centri za socijalni rad ili općinski centri za socijalni rad, a koja su jedini ili dopunski izvor sredstava za zadovoljavanje životnih potreba osoba u stanju socijalnih potreba.

**Jednokratna novčana pomoć** isplaćuje se najviše dva puta godišnje za kućanstvo i ne može iznositi više od ukupno pet

**Foster care** is considered consigning persons (children, adults, old persons) in need of social protection to a family for dwelling, nourishment, upbringing and care.

**Assignment to pupil and student hostel, assignment to institution for rehabilitation and protection, assignment to other social welfare institutions as well as an assignment to home for old people** are also modes of placement in institutions, in the frame of the forms of social welfare.

### Measures of social welfare

Measures concerning minors are considered engagement of social welfare centre in conducting measures of upbringing proclaimed by court as well as measures conducted by centre upon its own decision.

**Assignment to school and vocational training** refers to the engagement of social welfare centre in including into the process of education minor beneficiaries that have left school or have not been covered by regular education as well as including mentally and physically disabled children and youth in special education, i.e. vocational training.

**Other measures** are cases of rendering advice about problems in upbringing and development of children, providing summer vacations and rehabilitation financed from social welfare funds, covering health insurance of uninsured persons, etc.

**Assistance in vocational training and employment** is considered engagement of social welfare centre in employment of beneficiary in an enterprise as well as in preparing those persons for new working environment. Here is included employment on temporary basis «at home», various services, etc., as well as employing disabled in protective workshops.

**Allowance for rehabilitation** is money for vocational training or professional rehabilitation of mentally and physically handicapped children and youth and disabled adults, given from funds of social welfare centres or social welfare services.

### Allowances

**Permanent allowance** is money provided by social welfare centres or municipal social welfare services, which is the only or supplemental financial resource for persons in need of social welfare.

**One - off allowance** is paid twice a year at most for a household. This allowance cannot exceed the amount

iznosa novčane pomoći utvrđene zakonom, osim u slučajevima kada je zbog posebnih okolnosti potrebno odobriti veći iznos o čemu odlučuje rukovoditelj tijela koji utvrđuje ovo pravo.

**Dodatak za tuđu njegu** podrazumijeva poseban novčani dodatak osobama kojima je potrebna pomoć drugih osoba u zadovoljavanju njihovih egzistencijalnih potreba.

### Ostali oblici skrbi i usluga

**Razvrstavanje na temelju dijagnoza** podrazumijeva slučajeve kada nadležno tijelo izvrši razvrstavanje djece ometene u psihičkom i fizičkom razvoju.

**Pomoć u ostvarivanju određenih prava** podrazumijeva slučajeve pomoći oko reguliranja mirovine, alimentacije i dr.

**Pomoć u rješavanju pitanja djece razvedenih ili roditelja u brakorazvodnom sporu** podrazumijeva davanje mišljenja i prijedloga sudu kome treba povjeriti dijete na čuvanje i odgoj nakon razvoda braka roditelja u slučajevima kada se roditelji nisu sporazumjeli.

**Skrb i druge usluge u stanu** podrazumijevaju pružanje zdravstvene skrbi u kući teže i teško kronično bolesnim, nepokretnim i drugim bolesnim osobama, bez obzira na njihovo materijalno stanje.

**Pomoć u sređivanju bračnih i obiteljskih odnosa** po pravilu se provodi primjenom metoda savjetovanja i davanja stručnih mišljenja socio-psihološkog, pedagoškog, pravnog ili drugog karaktera. Ovdje spadaju i pitanja reguliranja viđanja djece sa roditeljima za vrijeme i poslije razvoda braka, pitanja priznavanja očinstva i slično.

**Ostale usluge** su stručne ekspertize, pisana izvješća, posredovanja kod drugih institucija u cilju osiguravanja odgovarajuće pomoći, kao i pomoći za prehranu, odjeću, obuću, ogrjev i sl.

### USTANOVE SOCIJALNE SKRBI

**Domovi za djecu i mladež bez roditeljskog staranja** osiguravaju privremeno ili trajno zbrinjavanje, ishranu, zdravstvenu skrb, odgajanje, obrazovanje i trajno osposobljavanje djece i mladeži kojoj je potreban ovakav oblik zaštite.

**Ustanove socijalne skrbi za invalidnu djecu i mladež ometenu u razvoju** osiguravaju u ovisnosti od vrste i stupnja oštećenja, privremeni ili trajni smještaj, skrb, odgoj, obrazovanje i osposobljavanje za rad pod posebnim uvjetima.

*of five allowances in total determined in law, except for cases requiring greater amount due to special circumstances. The decision on the approval of such payment is made by an executive of the body that determines this right.*

*Allowance for care rendered by other person is a special allowance for persons requiring assistance of other person for satisfying their existential needs.*

### Other forms of protection and services

*Classification on the basis of diagnoses is categorisation of mentally and physically handicapped children done by organization in charge.*

*Assistance in exercising certain rights refers to cases of rendering help for regulating pension, alimentation, etc.*

*Assistance in solving issues concerning children of divorced parents or parents in divorce procedure is considered giving opinions and suggestions to court about custody of children after divorce in cases when parents have reached no agreement.*

*Care and other services rendered in home refer to rendering health care in home to severely and less severely chronically diseased, immobile and otherwise diseased persons, irrespective of their financial condition.*

*Assistance in normalizing marriage and family relationship is done, regularly, through advisory methods and giving professional opinions of social, psychological, pedagogical, legal or other character. Here are included issues about parent's rights to visit children during and after the divorce, child recognition, and the like.*

*Other services are professional expertise, written reports and mediation at other institution in order to provide appropriate help as well as assistance in providing food, clothes, footwear, fuel, etc.*

### SOCIAL WELFARE INSTITUTIONS

*Institutions for children and adolescents without parental care provide temporary or permanent care, food, health care, upbringing, education and vocational training for children and youth in need of such a form of protection.*

*Social welfare institutions for mentally and physically disabled children and adolescents provide depending on the type and extent of disability, temporary or permanent accommodation, care, upbringing, education and training for work under special conditions.*

**Ustanove socijalne skrbi za odrasle invalidne osobe** su poduzeća za profesionalnu rehabilitaciju koja osiguravaju stručno osposobljavanje i zapošljavanje osoba s umanjenim radnim sposobnostima. Zaposleni u ovim poduzećima su invalidne osobe koja mogu raditi u poduzeću ili kod kuće i rehabilitanti – invalidne osobe koje se nalaze na osposobljavanju ili prekvalifikaciji.

**Ustanove socijalne skrbi za odrasle osobe** su domovi za umirovljenike i druge odrasle osobe i socijalno-gerijatrijski centri koji osiguravaju privremeni ili trajni smještaj, prehranu, njegu i zdravstvenu skrb odraslim osobama koja su bez sredstava za život, bez obiteljske skrbi, ometena u psihičkom ili fizičkom razvoju i uslijed toga nesposobna za samostalan život, a i bez uvjeta da im se osigura odgovarajuća skrb i pomoć u sopstvenoj obitelji.

**Social welfare institutions for adult disabled persons** are enterprises for professional rehabilitation which provide vocational training and employment of persons with impaired working capability. Employees of such enterprises are handicapped persons able to work in enterprises or at home and persons on rehabilitation – disabled persons attending vocational training or training for new qualification.

**Social welfare institutions for adult persons** are homes for pensioners and other adult persons and social-geriatric centres which provide temporary or permanent accommodation, food, nursing and health care for adult persons without financial resources or family care, mentally or physically disabled and therefore incapable for independent life and without conditions required for help being rendered in their own family.



**KORISNICI, OBLICI, MJERE I USLUGE  
SOCIJALNE SKRBI**

---

**BENEFICIARIES, FORMS, MEASURES AND  
SERVICES OF SOCIAL WELFARE**





## 1. Broj centara za socijalni rad u BiH

*Number of social welfare centres in BiH*

	FBiH	RS	BD BiH <sup>1</sup>	BiH
2007.	71	45	-	116
2008.	72	45	-	117
2009.	72	45 <sup>2</sup>	-	117
2010.	72	45 <sup>2</sup>	-	117
2011.	72	45 <sup>2</sup>	-	117
2012.	72	45 <sup>2</sup>	-	117

<sup>1</sup> U Brčko distriktu BiH ne postoji centar za socijalni rad već samo jedan pododjel u okviru Odjel za zdravstvo.

<sup>1</sup> Social welfare centre doesn't exist in Brcko District, there is only one department for Social welfare within Health Centre of Brcko Distrikt.

<sup>2</sup> U Republici Srpskoj od 2009. godine postoji i 10 službi socijalne zaštite koje djeluju pri općinama.

<sup>2</sup> In Republika Srpska, 10 Social welfare services have been working at municipalities since 2009.

## 2. Obrađeni slučajevi - intervencije u centrima za socijalni rad

*Treatments rendered in Social welfare centres*

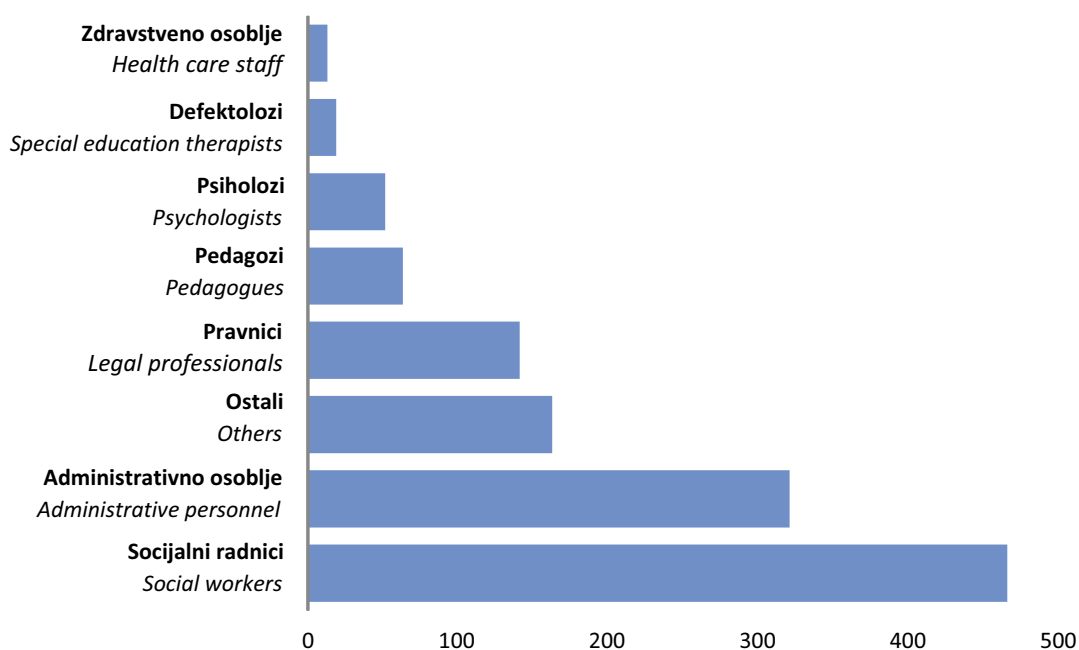
	Broj slučajeva obrađenih u centru <i>Number of cases handled in centre</i>			Broj intervencija pruženih u centru <i>Number of treatments rendered in centre</i>		
	svega <i>all</i>	muški <i>males</i>	ženski <i>females</i>	svega <i>all</i>	muški <i>males</i>	ženski <i>females</i>
2007.	582.370	293.111	289.259	583.333	305.374	277.959
2008.	596.816	315.945	280.871	665.779	361.740	304.039
2009.	628.297	311.378	316.919	752.628	403.955	348.673
2010.	623.282	304.489	318.793	723.373	391.866	331.507
2011.	639.346	317.390	321.956	645.194	325.347	319.847
2012.	599.538	304.606	294.932	785.374	403.617	381.757

### 3. Zaposleni u centrima za socijalni rad *Employees in the social welfare centres*

	2007.	2008.	2009.	2010.	2011.	2012.	
<b>UKUPNO</b>	<b>1.183</b>	<b>1.248</b>	<b>1.250</b>	<b>1.286</b>	<b>1.265</b>	<b>1.273</b>	<b>TOTAL</b>
muški	305	326	298	316	332	328	<i>males</i>
ženski	878	922	952	970	933	945	<i>females</i>
<b>Socijalni radnici</b>	437	456	468	474	472	473	<i>Social workers</i>
<b>Pedagozi</b>	56	48	52	51	54	48	<i>Pedagogues</i>
<b>Psiholozi</b>	41	55	48	55	52	58	<i>Psychologists</i>
<b>Defektolozi</b>	19	21	21	20	19	20	<i>Special education therapists</i>
<b>Zdravstveno osoblje</b>	8	6	6	16	13	13	<i>Health care staff</i>
<b>Pravnici</b>	131	146	145	152	154	170	<i>Legal professionals</i>
<b>Administrativno osoblje</b>	338	350	339	348	325	330	<i>Administrative personnel</i>
<b>Ostali</b>	153	166	171	170	176	161	<i>Others</i>

**Grafikon 1**  
*Graph 1*

#### Zaposleni u centrima za socijalni rad u 2012. godini *Employees in the social welfare centres in 2012*



**MALOLJETNI KORISNICI SOCIJALNE SKRBI PREMA KATEGORIJAMA I SPOLU**  
**MINORS BENEFICIARIES OF SOCIAL WELFARE BY CATEGORIES AND SEX**

**4. Korisnici prema kategorijama i spolu**  
*Beneficiaries by categories and sex*

Kategorija korisnika <i>Category of beneficiary</i>		2007.	2008.	2009.	2010.	2011.	2012.	
<b>UKUPNO</b> <i>TOTAL</i>	<b>svega</b>	<b>151.854</b>	<b>162.303</b>	<b>162.648</b>	<b>170.594</b>	<b>173.791</b>	<b>184.720</b>	<b>all</b>
	muški	80.482	84.521	85.876	90.092	92.635	97.416	males
	ženski	71.372	77.782	76.772	80.502	81.156	87.304	females
<b>UGROŽENI OBITELJSKOM SITUACIJOM</b> <i>DISADVANTAGED BY FAMILY SITUATION</i>	<b>svega</b>	<b>63.153</b>	<b>66.482</b>	<b>70.787</b>	<b>73.839</b>	<b>76.599</b>	<b>84.746</b>	<b>all</b>
	muški	32.659	33.857	35.925	37.863	39.298	42.968	males
	ženski	30.494	32.625	34.862	35.976	37.301	41.778	females
<b>Djeca bez oba roditelja</b> <i>Children without both parents</i>	<b>svega</b>	<b>1.224</b>	<b>1.204</b>	<b>1.024</b>	<b>954</b>	<b>899</b>	<b>915</b>	<b>all</b>
	muški	586	577	498	494	454	465	males
	ženski	638	627	526	460	445	450	females
<b>Djeca nepoznatih roditelja</b> <i>Children of unknown parents</i>	<b>svega</b>	<b>88</b>	<b>101</b>	<b>77</b>	<b>69</b>	<b>59</b>	<b>37</b>	<b>all</b>
	muški	52	52	42	43	34	23	males
	ženski	36	49	35	26	25	14	females
<b>Djeca napuštena od roditelja</b> <i>Children abandoned by parents</i>	<b>svega</b>	<b>792</b>	<b>825</b>	<b>814</b>	<b>833</b>	<b>753</b>	<b>778</b>	<b>all</b>
	muški	411	432	418	439	377	407	males
	ženski	381	393	396	394	376	371	females
<b>Djeca roditelja spriječenih da obavljaju roditeljsku dužnost</b> <i>Children of parents prevented from performing parental duty</i>	<b>svega</b>	<b>723</b>	<b>849</b>	<b>863</b>	<b>896</b>	<b>934</b>	<b>902</b>	<b>all</b>
	muški	379	439	447	498	523	526	males
	ženski	344	410	416	398	411	376	females
<b>Djeca roditelja lišenih roditeljskih prava</b> <i>Children of parents deprived of parental rights</i>	<b>svega</b>	<b>65</b>	<b>82</b>	<b>89</b>	<b>82</b>	<b>83</b>	<b>107</b>	<b>all</b>
	muški	34	46	50	47	42	50	males
	ženski	31	36	39	35	41	57	females
<b>Djeca roditelja koja nemaju dovoljno prihoda</b> <i>Children of parents with insufficient income</i>	<b>svega</b>	<b>47.658</b>	<b>49.819</b>	<b>54.155</b>	<b>57.444</b>	<b>60.323</b>	<b>66.049</b>	<b>all</b>
	muški	24.416	25.043	26.922	28.924	30.280	32.893	males
	ženski	23.242	24.776	27.233	28.520	30.043	33.156	females

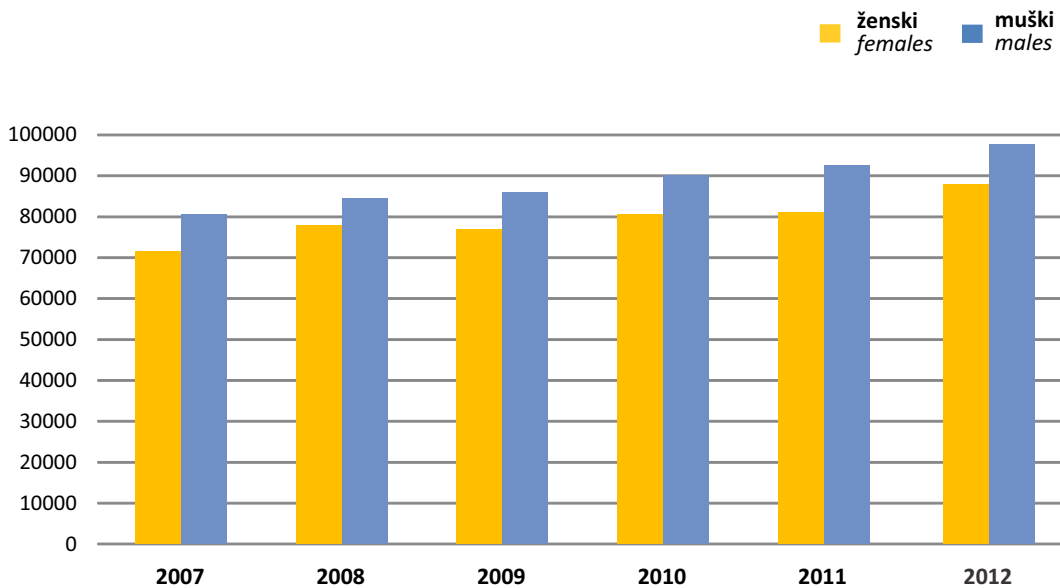
Kategorija korisnika <i>Category of beneficiary</i>		2007.	2008.	2009.	2010.	2011.	2012.	
Djeca roditelja koji zanemaruju ili zlostavljaju djecu <i>Children of parents who neglect or molest children</i>	svoga	2.085	2.271	2.118	2.002	2.012	2.774	<b>all</b>
	muški	1.059	1.094	1.066	988	1.007	1.395	males
	ženski	1.026	1.177	1.052	1.014	1.005	1.379	females
Djeca čiji je razvoj ometen obiteljskim prilikama <i>Children whose development is hindered by family situation</i>	svoga	6.896	7.108	7.595	7.321	7.395	8.404	<b>all</b>
	muški	3.296	3.295	3.784	3.585	3.811	4.068	males
	ženski	3.600	3.813	3.811	3.736	3.584	4.336	females
Odgojno zanemarena i zapuštena djeca <i>Socially neglected and maladjusted children</i>	svoga	3.622	4.223	4.052	4.238	4.141	4.780	<b>all</b>
	muški	2.426	2.879	2.698	2.845	2.770	3.141	males
	ženski	1.196	1.344	1.354	1.393	1.371	1.639	females
OSOBE SA SMETNJAMA U PSIHIČKOM I FIZIČKOM RAZVOJU <i>MENTALLY AND PHYSICALLY DISABLED PERSONS</i>	svoga	12.708	13.343	13.645	13.948	13.677	14.253	<b>all</b>
	muški	6.859	7.223	7.390	7.631	7.460	8.012	males
	ženski	5.849	6.120	6.255	6.317	6.217	6.241	females
Sa oštećenjem vida <i>With visual impairment</i>	svoga	789	845	837	839	830	894	<b>all</b>
	muški	421	446	422	436	435	481	males
	ženski	368	399	415	403	395	413	females
Sa oštećenjem sluha <i>With visual impairment</i>	svoga	788	791	779	797	829	871	<b>all</b>
	muški	409	395	380	401	413	449	males
	ženski	379	396	399	396	416	422	females
Sa poremećajima u glasu i govoru <i>With voice and speech impediments</i>	svoga	886	934	925	925	950	1.039	<b>all</b>
	muški	472	502	465	463	485	555	males
	ženski	414	432	460	462	465	484	females
Fizički invalidne osobe <i>Physically disabled persons</i>	svoga	1.948	2.147	2.194	2.244	2.238	2.235	<b>all</b>
	muški	1.014	1.101	1.135	1.137	1.134	1.233	males
	ženski	934	1.046	1.059	1.107	1.104	1.002	females
Mentalno zaostale osobe <i>Mentally disabled persons</i>	svoga	4.343	4.549	4.596	4.799	4.417	4.487	<b>all</b>
	muški	2.396	2.485	2.525	2.716	2.523	2.574	males
	ženski	1.947	2.064	2.071	2.083	1.894	1.913	females
Sa poremećajima u ponašanju i ličnosti <i>With behavioural and personality disorders</i>	svoga	1.196	1.117	1.064	923	813	894	<b>all</b>
	muški	698	665	673	619	545	576	males
	ženski	498	452	391	304	268	318	females
Sa kombiniranim smetnjama <i>With combined disabilities</i>	svoga	2.758	2.960	3.250	3.421	3.600	3.833	<b>all</b>
	muški	1.449	1.629	1.790	1.859	1.925	2.144	males
	ženski	1.309	1.331	1.460	1.562	1.675	1.689	females

Kategorija korisnika <i>Category of beneficiary</i>		2007.	2008.	2009.	2010.	2011.	2012.	
<b>OSOBE DRUŠTVENO NEPRIHVATLJIVOG PONAŠANJA</b> <i>PERSONS WITH SOCIAL UNACCEPTABLE BEHAVIOR</i>	<b>svega</b>	<b>7.002</b>	<b>7.728</b>	<b>7.791</b>	<b>8.268</b>	<b>7.901</b>	<b>8.345</b>	<b>all</b>
	muški	5.236	5.331	5.879	6.210	5.892	6.272	males
	ženski	1.766	2.397	1.912	2.058	2.009	2.073	females
<b>Sklone skitnji</b> <i>Inclined to vagrancy</i>	<b>svega</b>	<b>999</b>	<b>1.086</b>	<b>982</b>	<b>1.003</b>	<b>1.023</b>	<b>1.016</b>	<b>all</b>
	muški	625	642	603	564	526	565	males
	ženski	374	444	379	439	497	451	females
<b>Sklone prosjačenju</b> <i>Inclined to begging</i>	<b>svega</b>	<b>1.024</b>	<b>1.251</b>	<b>1.304</b>	<b>1.392</b>	<b>1.393</b>	<b>1.497</b>	<b>all</b>
	muški	528	651	635	712	737	786	males
	ženski	496	600	669	680	656	711	females
<b>Sklone prostituciji</b> <i>Inclined to prostitution</i>	<b>svega</b>	<b>237</b>	<b>293</b>	<b>189</b>	<b>203</b>	<b>112</b>	<b>176</b>	<b>all</b>
	muški	74	82	50	63	32	45	males
	ženski	163	211	139	140	80	131	females
<b>Sklone vršenju krivičnih djela</b> <i>Inclined to committing criminal acts</i>	<b>svega</b>	<b>3.911</b>	<b>4.296</b>	<b>4.531</b>	<b>4.815</b>	<b>4.585</b>	<b>4.837</b>	<b>all</b>
	muški	3.387	3.354	4.014	4.246	4.007	4.262	males
	ženski	524	942	517	569	578	575	females
<b>Alkoholičari</b> <i>Alcoholics</i>	<b>svega</b>	<b>369</b>	<b>323</b>	<b>342</b>	<b>388</b>	<b>334</b>	<b>373</b>	<b>all</b>
	muški	303	265	265	294	260	298	males
	ženski	66	58	77	94	74	75	females
<b>Narkomani</b> <i>Drug addicts</i>	<b>svega</b>	<b>462</b>	<b>479</b>	<b>443</b>	<b>467</b>	<b>454</b>	<b>446</b>	<b>all</b>
	muški	319	337	312	331	330	316	males
	ženski	143	142	131	136	124	130	females
<b>PSIHIČKI BOLESNE OSOBE</b> <i>MENTALLY ILL PERSONS</i>	<b>svega</b>	<b>374</b>	<b>389</b>	<b>425</b>	<b>447</b>	<b>454</b>	<b>511</b>	<b>all</b>
	muški	216	208	221	242	247	283	males
	ženski	158	181	204	205	207	228	females
<b>Sklone raznim psihičkim oboljenjima</b> <i>Inclined to different mental illnesses</i>	<b>svega</b>	<b>374</b>	<b>389</b>	<b>425</b>	<b>447</b>	<b>454</b>	<b>511</b>	<b>all</b>
	muški	216	208	221	242	247	283	males
	ženski	158	181	204	205	207	228	females
<b>OSOBE U STANJU RAZLIČITIH SOCIJALNO-ZAŠTITNIH POTREBA</b> <i>PERSONS IN DIFFERENT SOCIAL AND PROTECTIVE NEEDS</i>	<b>svega</b>	<b>61.860</b>	<b>64.311</b>	<b>64.087</b>	<b>67.143</b>	<b>68.038</b>	<b>69.714</b>	<b>all</b>
	muški	32.215	33.198	33.501	34.767	36.036	36.030	males
	ženski	29.645	31.113	30.586	32.376	32.002	33.684	females
<b>Sa teškim stambenim prilikama</b> <i>With serious housing problems</i>	<b>svega</b>	<b>5.370</b>	<b>5.434</b>	<b>5.309</b>	<b>5.478</b>	<b>5.171</b>	<b>5.622</b>	<b>all</b>
	muški	2.511	2.761	2.705	2.778	2.675	3.180	males
	ženski	2.859	2.673	2.604	2.700	2.496	2.442	females
<b>Vratile se sa izdržavanja kazne</b> <i>Returned from imprisonment</i>	<b>svega</b>	<b>15</b>	<b>12</b>	<b>21</b>	<b>22</b>	<b>32</b>	<b>31</b>	<b>all</b>
	muški	7	9	16	20	28	18	males
	ženski	8	3	5	2	4	13	females

Kategorija korisnika <i>Category of beneficiary</i>		2007.	2008.	2009.	2010.	2011.	2012.	
<b>Stradale u elementarnim nepogodama</b> <i>Suffered in natural disasters</i>	<b>svoga</b>	<b>90</b>	<b>80</b>	<b>119</b>	<b>386</b>	<b>95</b>	<b>94</b>	<b>all</b>
	muški	46	52	61	192	48	58	males
	ženski	44	28	58	194	47	36	females
<b>Civilne žrtve rata</b> <i>Civil victims of war</i>	<b>svoga</b>	<b>613</b>	<b>568</b>	<b>173</b>	<b>201</b>	<b>159</b>	<b>191</b>	<b>all</b>
	muški	340	298	104	127	87	111	males
	ženski	273	270	69	74	72	80	females
<b>Članovi obitelji civilnih žrtava rata</b> <i>Members of family of civil victims of war</i>	<b>svoga</b>	<b>681</b>	<b>692</b>	<b>702</b>	<b>950</b>	<b>450</b>	<b>1.217</b>	<b>all</b>
	muški	396	390	366	527	218	680	males
	ženski	285	302	336	423	232	537	females
<b>Kojima su potrebne usluge socijalnog rada</b> <i>Who need services of social welfare</i>	<b>svoga</b>	<b>55.091</b>	<b>57.525</b>	<b>57.763</b>	<b>60.106</b>	<b>62.131</b>	<b>62.559</b>	<b>all</b>
	muški	28.915	29.688	30.249	31.123	32.980	31.983	males
	ženski	26.176	27.837	27.514	28.983	29.151	30.576	females
<b>BEZ SPECIFIČNE KATEGORIJE (OSTALI)</b> <i>WITHOUT SPECIFIC CATEGORY (OTHERS)</i>	<b>svoga</b>	<b>7.672</b>	<b>10.865</b>	<b>5.913</b>	<b>6.949</b>	<b>7.122</b>	<b>7.151</b>	<b>all</b>
	muški	3.849	5.201	2.960	3.379	3.702	3.851	males
	ženski	3.823	5.664	2.953	3.570	3.420	3.300	females

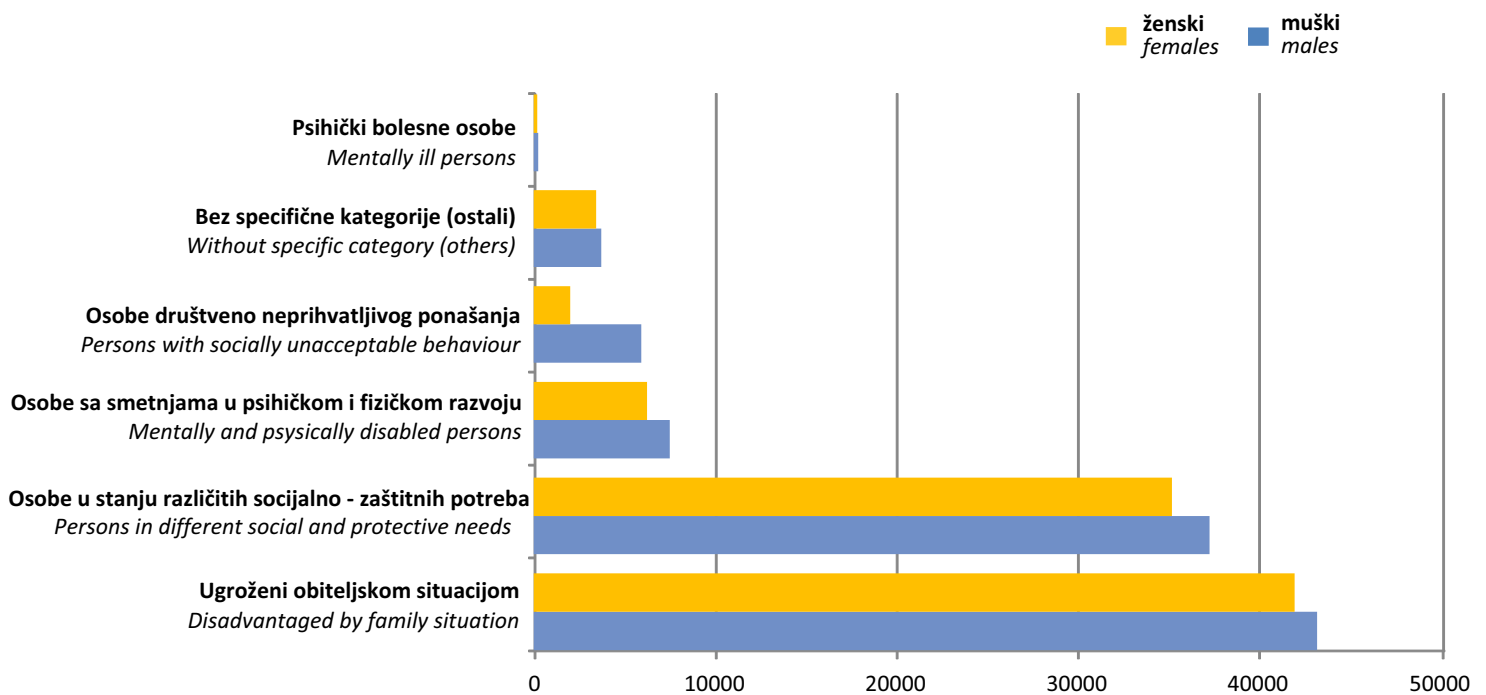
**Grafikon 2**  
Graph 2

**Maloljetni korisnici socijalne skrbi prema spolu**  
*Minors beneficiaries of social welfare by sex*



**Grafikon 3**  
Graph 3

**Maloljetni korisnici socijalne skrbi prema skupinama kategorija i spolu u 2012. godini**  
*Minors beneficiaries of social welfare by type of category and sex in 2012*



**5. Maloljetni korisnici prema kategorijama, spolu i starosnim skupinama u 2012. godini**  
*Minors - beneficiaries by category, sex and age in 2012*

Kategorija korisnika <i>Category of beneficiary</i>		Ukupno <i>Total</i>	Starost / Age				
			ispod 7 godina <i>under 7 years</i>	7 - 14	15 - 16	17 - 18	
<b>UKUPNO</b> <i>TOTAL</i>	<b> svega</b>	<b>184.720</b>	<b>41.673</b>	<b>57.345</b>	<b>47.820</b>	<b>37.882</b>	<b> all</b>
	muški	97.416	21.491	29.574	25.522	20.829	males
	ženski	87.304	20.182	27.771	22.298	17.053	females
<b>UGROŽENI OBITELJSKOM SITUACIJOM</b> <i>DISADVANTAGED BY FAMILY SITUATION</i>	<b> svega</b>	<b>84.746</b>	<b>24.157</b>	<b>28.610</b>	<b>20.326</b>	<b>11.653</b>	<b> all</b>
	muški	42.968	12.341	14.701	10.005	5.921	males
	ženski	41.778	11.816	13.909	10.321	5.732	females
<b>Djeca bez oba roditelja</b> <i>Children without both parents</i>	<b> svega</b>	<b>915</b>	<b>147</b>	<b>331</b>	<b>255</b>	<b>182</b>	<b> all</b>
	muški	465	82	175	117	91	males
	ženski	450	65	156	138	91	females
<b>Djeca nepoznatih roditelja</b> <i>Children of unknown parents</i>	<b> svega</b>	<b>37</b>	<b>12</b>	<b>13</b>	<b>6</b>	<b>6</b>	<b> all</b>
	muški	23	8	11	2	2	males
	ženski	14	4	2	4	4	females
<b>Djeca napuštena od roditelja</b> <i>Children abandoned by parents</i>	<b> svega</b>	<b>778</b>	<b>190</b>	<b>295</b>	<b>167</b>	<b>126</b>	<b> all</b>
	muški	407	90	159	82	76	males
	ženski	371	100	136	85	50	females
<b>Djeca roditelja spriječenih da obavljaju roditeljsku dužnost</b> <i>Children of parents prevented from performing parental duty</i>	<b> svega</b>	<b>902</b>	<b>231</b>	<b>357</b>	<b>190</b>	<b>124</b>	<b> all</b>
	muški	526	145	204	115	62	males
	ženski	376	86	153	75	62	females
<b>Djeca roditelja lišenih roditeljskih prava</b> <i>Children of parents deprived of parental rights</i>	<b> svega</b>	<b>107</b>	<b>34</b>	<b>45</b>	<b>13</b>	<b>15</b>	<b> all</b>
	muški	50	12	23	7	8	males
	ženski	57	22	22	6	7	females
<b>Djeca roditelja koja nemaju dovoljno prihoda</b> <i>Children of parents who have not enough income for care</i>	<b> svega</b>	<b>66.049</b>	<b>19.966</b>	<b>22.051</b>	<b>15.783</b>	<b>8.249</b>	<b> all</b>
	muški	32.893	10.224	11.271	7.536	3.862	males
	ženski	33.156	9.742	10.780	8.247	4.387	females
<b>Djeca roditelja koji zanemaruju ili zlostavljaju djecu</b> <i>Parents neglect or molest children</i>	<b> svega</b>	<b>2.774</b>	<b>793</b>	<b>997</b>	<b>663</b>	<b>321</b>	<b> all</b>
	muški	1.395	403	486	318	188	males
	ženski	1.379	390	511	345	133	females



Kategorija korisnika <i>Category of beneficiary</i>	Ukupno <i>Total</i>	Starost / Age					
		ispod 7 godina <i>under 7 years</i>	7 - 14	15 - 16	17 - 18		
<b>Djeca čiji je razvoj ometen obiteljskim prilikama</b> <i>Children whose development is hindered by family situation</i>	<b>svega</b>	<b>8.404</b>	<b>2.274</b>	<b>3.038</b>	<b>1.857</b>	<b>1.235</b>	<b>all</b>
	muški	4.068	1.084	1.481	903	600	males
	ženski	4.336	1.190	1.557	954	635	females
<b>Odgojno zanemarena i zapuštena djeca</b> <i>Socially neglected and maladjusted children</i>	<b>svega</b>	<b>4.780</b>	<b>510</b>	<b>1.483</b>	<b>1.392</b>	<b>1.395</b>	<b>all</b>
	muški	3.141	293	891	925	1.032	males
	ženski	1.639	217	592	467	363	females
<b>OSOBE SA SMETNJAMA U PSIHICKOM I FIZICKOM RAZVOJU</b> <i>MENTALLY AND PHYSICALLY DISABLED PERSONS</i>	<b>svega</b>	<b>14.253</b>	<b>2.752</b>	<b>5.657</b>	<b>3.569</b>	<b>2.275</b>	<b>all</b>
	muški	8.012	1.448	3.188	2.010	1.366	males
	ženski	6.241	1.304	2.469	1.559	909	females
<b>Sa oštećenjem vida</b> <i>With visual impairment</i>	<b>svega</b>	<b>894</b>	<b>185</b>	<b>334</b>	<b>217</b>	<b>158</b>	<b>all</b>
	muški	481	101	180	115	85	males
	ženski	413	84	154	102	73	females
<b>Sa oštećenjem sluha</b> <i>With visual impairment</i>	<b>svega</b>	<b>871</b>	<b>184</b>	<b>309</b>	<b>208</b>	<b>170</b>	<b>all</b>
	muški	449	84	154	111	100	males
	ženski	422	100	155	97	70	females
<b>Sa poremećajima u glasu i govoru</b> <i>With voice and speech impediments</i>	<b>svega</b>	<b>1.039</b>	<b>266</b>	<b>399</b>	<b>231</b>	<b>143</b>	<b>all</b>
	muški	555	140	213	123	79	males
	ženski	484	126	186	108	64	females
<b>Fizički invalidne osobe</b> <i>Physically disabled persons</i>	<b>svega</b>	<b>2.235</b>	<b>516</b>	<b>807</b>	<b>559</b>	<b>353</b>	<b>all</b>
	muški	1.233	265	433	299	236	males
	ženski	1.002	251	374	260	117	females
<b>Mentalno zaostale osobe</b> <i>Mentally disabled persons</i>	<b>svega</b>	<b>4.487</b>	<b>722</b>	<b>1.991</b>	<b>1.045</b>	<b>729</b>	<b>all</b>
	muški	2.574	378	1.166	599	431	males
	ženski	1.913	344	825	446	298	females
<b>Sa poremećajima u ponašanju i ličnosti</b> <i>With behavioural and personality disorders</i>	<b>svega</b>	<b>894</b>	<b>80</b>	<b>189</b>	<b>378</b>	<b>247</b>	<b>all</b>
	muški	576	42	106	254	174	males
	ženski	318	38	83	124	73	females

Kategorija korisnika <i>Category of beneficiary</i>		Ukupno <i>Total</i>	Starost / Age				
			ispod 7 godina <i>under 7 years</i>	7 - 14	15 - 16	17 - 18	
Sa kombiniranim smetnjama <i>With combined handicaps</i>	svega	<b>3.833</b>	<b>799</b>	<b>1.628</b>	<b>931</b>	<b>475</b>	<b>all</b>
	muški	2.144	438	936	509	261	males
	ženski	1.689	361	692	422	214	females
OSOBE DRUŠTVENO NEPRIHVATLJIVOG PONAŠANJA <i>PERSONS WITH SOCIAL UNACCEPTABLE BEHAVIOR</i>	svega	<b>8.345</b>	<b>389</b>	<b>1.474</b>	<b>3.155</b>	<b>3.327</b>	<b>all</b>
	muški	6.272	221	920	2.411	2.720	males
	ženski	2.073	168	554	744	607	females
Sklone skitnji <i>Inclined to vagrancy</i>	svega	<b>1.016</b>	<b>67</b>	<b>326</b>	<b>349</b>	<b>274</b>	<b>all</b>
	muški	565	44	201	162	158	males
	ženski	451	23	125	187	116	females
Sklone prosjačenju <i>Inclined to begging</i>	svega	<b>1.497</b>	<b>280</b>	<b>548</b>	<b>377</b>	<b>292</b>	<b>all</b>
	muški	786	143	249	204	190	males
	ženski	711	137	299	173	102	females
Sklone prostituciji <i>Inclined to prostitution</i>	svega	<b>176</b>	<b>0</b>	<b>10</b>	<b>88</b>	<b>78</b>	<b>all</b>
	muški	45	0	0	28	17	males
	ženski	131	0	10	60	61	females
Sklone vršenju krivičnih djela <i>Inclined to committing criminal acts</i>	svega	<b>4.837</b>	<b>39</b>	<b>537</b>	<b>2.075</b>	<b>2.186</b>	<b>all</b>
	muški	4.262	32	435	1.828	1.967	males
	ženski	575	7	102	247	219	females
Alkoholičari <i>Alcoholics</i>	svega	<b>373</b>	<b>2</b>	<b>28</b>	<b>125</b>	<b>218</b>	<b>all</b>
	muški	298	1	24	97	176	males
	ženski	75	1	4	28	42	females
Narkomani <i>Drug addicts</i>	svega	<b>446</b>	<b>1</b>	<b>25</b>	<b>141</b>	<b>279</b>	<b>all</b>
	muški	316	1	11	92	212	males
	ženski	130	0	14	49	67	females
PSIHIČKI BOLESNE OSOBE <i>MENTALLY ILL PERSONS</i>	svega	<b>511</b>	<b>25</b>	<b>84</b>	<b>148</b>	<b>254</b>	<b>all</b>
	muški	283	12	42	91	138	males
	ženski	228	13	42	57	116	females
Sklone raznim psihičkim oboljenjima <i>Inclined to different mental illnesses</i>	svega	<b>511</b>	<b>25</b>	<b>84</b>	<b>148</b>	<b>254</b>	<b>all</b>
	muški	283	12	42	91	138	males
	ženski	228	13	42	57	116	females

Kategorija korisnika <i>Category of beneficiary</i>	Ukupno <i>Total</i>	Starost / Age					
		ispod 7 godina <i>under 7 years</i>	7 - 14	15 - 16	17 - 18		
<b>OSOBE U STANJU RAZLIČITIH SOCIJALNO-ZAŠTITNIH POTREBA</b> <i>PERSONS IN DIFFERENT SOCIAL AND PROTECTIVE NEEDS</i>	<b>svega</b>	<b>69.714</b>	<b>12.380</b>	<b>18.705</b>	<b>19.266</b>	<b>19.363</b>	<b>all</b>
	muški	36.030	6.324	9.313	10.227	10.166	males
	ženski	33.684	6.056	9.392	9.039	9.197	females
<b>Sa teškim stambenim prilikama</b> <i>With serious housing problems</i>	<b>svega</b>	<b>5.622</b>	<b>1.282</b>	<b>1.565</b>	<b>1.537</b>	<b>1.238</b>	<b>all</b>
	muški	3.180	670	887	864	759	males
	ženski	2.442	612	678	673	479	females
<b>Vratile se sa izdržavanja kazne</b> <i>Returned from imprisonment</i>	<b>svega</b>	<b>31</b>	<b>0</b>	<b>0</b>	<b>7</b>	<b>24</b>	<b>all</b>
	muški	18	0	0	3	16	males
	ženski	13	0	0	5	8	females
<b>Stradale u elementarnim nepogodama</b> <i>Suffered in natural disasters</i>	<b>svega</b>	<b>94</b>	<b>23</b>	<b>32</b>	<b>18</b>	<b>21</b>	<b>all</b>
	muški	58	12	20	14	12	males
	ženski	36	11	12	4	9	females
<b>Civilne žrtve rata</b> <i>Civil victims of war</i>	<b>svega</b>	<b>191</b>	<b>17</b>	<b>37</b>	<b>37</b>	<b>100</b>	<b>all</b>
	muški	111	10	25	19	57	males
	ženski	80	7	12	18	43	females
<b>Članovi obitelji civilnih žrtava rata</b> <i>Members of family of civil victims of war</i>	<b>svega</b>	<b>1.217</b>	<b>76</b>	<b>299</b>	<b>410</b>	<b>432</b>	<b>all</b>
	muški	680	17	177	203	283	males
	ženski	537	59	122	207	149	females
<b>Kojima su potrebne usluge socijalnog rada</b> <i>Who need services of social welfare</i>	<b>svega</b>	<b>62.559</b>	<b>10.982</b>	<b>16.772</b>	<b>17.257</b>	<b>17.548</b>	<b>all</b>
	muški	31.983	5.615	8.204	9.125	9.039	males
	ženski	30.576	5.367	8.568	8.132	8.509	females
<b>BEZ SPECIFIČNE KATEGORIJE (OSTALI)</b> <i>WITHOUT SPECIFIC CATEGORY (OTHERS)</i>	<b>svega</b>	<b>7.151</b>	<b>1.970</b>	<b>2.815</b>	<b>1.356</b>	<b>1.010</b>	<b>all</b>
	muški	3.851	1.145	1.410	778	518	males
	ženski	3.300	825	1.405	578	492	females

**PUNOLJETNI KORISNICI SOCIJALNE SKRBI PREMA KATEGORIJAMA I SPOLU**  
*ADULT BENEFICIARIES OF SOCIAL WELFARE BY CATEGORIES AND SEX*

**6. Korisnici prema kategorijama i spolu**  
*Beneficiaries by category and sex*

Kategorija korisnika <i>Category of beneficiary</i>		2007.	2008.	2009.	2010.	2011.	2012.	
<b>UKUPNO</b> <i>TOTAL</i>	<b>svega</b>	<b>474.233</b>	<b>490.288</b>	<b>483.590</b>	<b>498.828</b>	<b>482.228</b>	<b>522.701</b>	<b>all</b>
	muški	225.432	240.733	228.684	234.661	230.326	252.359	males
	ženski	248.801	249.555	254.906	264.167	251.902	270.342	females
<b>KORISNICI SUBVENCIONIRANIH TROŠKOVA</b> <i>BENEFICIARIES OF SUBVENTIONS</i>	<b>svega</b>	<b>15.691</b>	<b>23.059</b>	<b>25.801</b>	<b>30.062</b>	<b>15.675</b>	<b>26.231</b>	<b>all</b>
	muški	7.983	10.192	12.110	13.345	7.370	11.837	males
	ženski	7.708	12.867	13.691	16.717	8.305	14.394	females
Subvencionirani troškovi najamnine, grijanja, pogreba <i>Subventions for rents, heating, funeral</i>	<b>svega</b>	<b>15.691</b>	<b>23.059</b>	<b>25.801</b>	<b>30.062</b>	<b>15.675</b>	<b>26.231</b>	<b>all</b>
	muški	7.983	10.192	12.110	13.345	7.370	11.837	males
	ženski	7.708	12.867	13.691	16.717	8.305	14.394	females
<b>OSOBE SA SMETNJAMA U PSIHIČKOM I FIZIČKOM RAZVOJU</b> <i>MENTALLY AND PHYSICALLY DISABLED PERSONS</i>	<b>svega</b>	<b>38.793</b>	<b>43.484</b>	<b>40.128</b>	<b>40.058</b>	<b>38.832</b>	<b>40.536</b>	<b>all</b>
	muški	20.021	21.482	20.998	20.604	20.330	21.306	males
	ženski	18.772	22.002	19.130	19.454	18.502	19.230	females
Sa oštećenjem vida <i>With visual impairment</i>	<b>svega</b>	<b>3.688</b>	<b>4.031</b>	<b>4.009</b>	<b>3.732</b>	<b>3.474</b>	<b>3.437</b>	<b>all</b>
	muški	1.871	2.015	2.108	1.897	1.939	1.880	males
	ženski	1.817	2.016	1.901	1.835	1.535	1.557	females
Sa oštećenjem sluha <i>With hearing impairment</i>	<b>svega</b>	<b>2.894</b>	<b>2.999</b>	<b>2.858</b>	<b>2.833</b>	<b>2.720</b>	<b>2.661</b>	<b>all</b>
	muški	1.518	1.540	1.516	1.470	1.454	1.427	males
	ženski	1.376	1.459	1.342	1.363	1.266	1.234	females
Sa poremećajima u glasu i govoru <i>With voice and speech impediments</i>	<b>svega</b>	<b>1.295</b>	<b>1.251</b>	<b>1.025</b>	<b>1.878</b>	<b>962</b>	<b>1.040</b>	<b>all</b>
	muški	690	652	569	1.075	553	634	males
	ženski	605	599	456	803	409	406	females
Fizički invalidne osobe <i>Physically disabled persons</i>	<b>svega</b>	<b>13.382</b>	<b>16.630</b>	<b>15.178</b>	<b>14.441</b>	<b>13.993</b>	<b>14.912</b>	<b>all</b>
	muški	6.459	7.762	7.661	7.073	6.860	7.544	males
	ženski	6.923	8.868	7.517	7.368	7.133	7.368	females
Mentalno nedovoljno razvijene osobe <i>Mentally disabled persons</i>	<b>svega</b>	<b>11.107</b>	<b>10.950</b>	<b>9.900</b>	<b>10.028</b>	<b>10.307</b>	<b>10.590</b>	<b>all</b>
	muški	6.116	5.854	5.411	5.372	5.634	5.682	males
	ženski	4.991	5.096	4.489	4.656	4.673	4.908	females

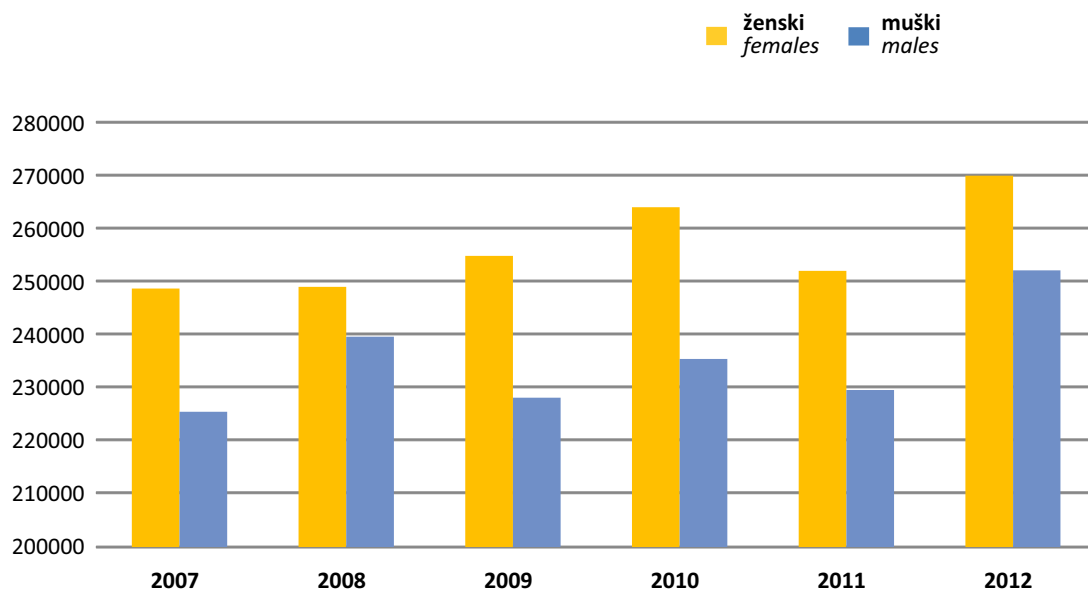
Kategorija korisnika <i>Category of beneficiary</i>		2007.	2008.	2009.	2010.	2011.	2012.	
Sa poremećajima u ponašanju i ličnosti <i>With behavioural and personality disorders</i>	svoga	<b>1.510</b>	<b>1.725</b>	<b>1.694</b>	<b>1.723</b>	<b>1.326</b>	<b>1.659</b>	<b>all</b>
	muški	864	1.018	921	959	784	945	males
	ženski	646	707	773	764	542	714	females
Sa kombiniranim smetnjama <i>With combined disabilities</i>	svoga	<b>4.971</b>	<b>5.898</b>	<b>5.464</b>	<b>5.423</b>	<b>6.050</b>	<b>6.237</b>	<b>all</b>
	muški	2.503	2.641	2.812	2.758	3.106	3.194	males
	ženski	2.414	3.257	2.652	2.665	2.944	3.043	females
OSOBE DRUŠTVENO NEPRIHVATLJIVOG PONAŠANJA <i>PERSONS WITH SOCIAL UNACCEPTABLE BEHAVIOR</i>	svoga	<b>7.344</b>	<b>8.177</b>	<b>7.969</b>	<b>8.241</b>	<b>8.671</b>	<b>9.260</b>	<b>all</b>
	muški	5.212	5.803	5.800	5.845	6.338	6.761	males
	ženski	2.132	2.374	2.169	2.396	2.333	2.499	females
Skлоне skitnji <i>Inclined to vagrancy</i>	svoga	<b>968</b>	<b>1.094</b>	<b>1.023</b>	<b>1.059</b>	<b>1.091</b>	<b>1.220</b>	<b>all</b>
	muški	572	610	608	616	642	711	males
	ženski	396	484	415	443	449	509	females
Skлоне prosjačenju <i>Inclined to begging</i>	svoga	<b>1.110</b>	<b>1.250</b>	<b>1.222</b>	<b>1.275</b>	<b>1.255</b>	<b>1.422</b>	<b>all</b>
	muški	524	578	578	560	530	632	males
	ženski	586	672	644	715	725	790	females
Skлоне prostituciji <i>Inclined to prostitution</i>	svoga	<b>293</b>	<b>386</b>	<b>242</b>	<b>249</b>	<b>231</b>	<b>280</b>	<b>all</b>
	muški	27	92	25	24	25	40	males
	ženski	266	294	217	225	206	240	females
Skлоне vršenju krivičnih djela <i>Inclined to committing criminal acts</i>	svoga	<b>1.629</b>	<b>1.810</b>	<b>1.961</b>	<b>2.243</b>	<b>2.436</b>	<b>2.601</b>	<b>all</b>
	muški	1.376	1.502	1.660	1.839	2.090	2.287	males
	ženski	253	308	301	404	346	314	females
Alkoholičari <i>Alcoholics</i>	svoga	<b>2.605</b>	<b>2.818</b>	<b>2.815</b>	<b>2.737</b>	<b>2.947</b>	<b>2.969</b>	<b>all</b>
	muški	2.175	2.427	2.396	2.299	2.499	2.501	males
	ženski	430	391	419	438	448	468	females
Narkomani <i>Drug addicts</i>	svoga	<b>739</b>	<b>819</b>	<b>706</b>	<b>678</b>	<b>711</b>	<b>768</b>	<b>all</b>
	muški	538	594	533	507	552	590	males
	ženski	201	225	173	171	159	178	females

Kategorija korisnika <i>Category of beneficiary</i>		2007.	2008.	2009.	2010.	2011.	2012.	
<b>PSIHIČKI BOLESNE OSOBE</b> <i>MENTALLY ILL PERSONS</i>	<b>svega</b>	<b>5.974</b>	<b>6.327</b>	<b>6.496</b>	<b>6.497</b>	<b>7.511</b>	<b>7.785</b>	<b>all</b>
	muški	3.306	3.357	3.416	3.291	4.065	4.216	males
	ženski	2.668	2.970	3.080	3.206	3.446	3.569	females
<b>Sklone raznim psihičkim oboljenjima</b> <i>Inclined to different mental diseases</i>	<b>svega</b>	<b>5.974</b>	<b>6.327</b>	<b>6.496</b>	<b>6.497</b>	<b>7.511</b>	<b>7.785</b>	<b>all</b>
	muški	3.306	3.357	3.416	3.291	4.065	4.216	males
	ženski	2.668	2.970	3.080	3.206	3.446	3.569	females
<b>OSOBE KOJE NEMAJU DOVOLJNO PRIHODA ZA IZDRŽAVANJE</b> <i>PERSONS NOT HAVING A SUFFICIENT INCOME TO SUPPORT THEMSELVES</i>	<b>svega</b>	<b>175.430</b>	<b>173.515</b>	<b>171.687</b>	<b>175.243</b>	<b>172.641</b>	<b>193.333</b>	<b>all</b>
	muški	84.230	81.334	81.663	82.789	82.140	93.361	males
	ženski	91.200	92.181	90.024	92.454	90.501	99.972	females
<b>Materijalno neosigurane i za rad nesposobne osobe</b> <i>Financially unprovided persons and persons unable to work</i>	<b>svega</b>	<b>40.111</b>	<b>39.546</b>	<b>39.961</b>	<b>40.185</b>	<b>38.987</b>	<b>43.999</b>	<b>all</b>
	muški	18.846	18.255	18.232	18.406	18.073	19.938	males
	ženski	21.265	21.291	21.729	21.779	20.914	24.061	females
<b>Stare osobe bez obiteljskog staranja</b> <i>Old persons without family care</i>	<b>svega</b>	<b>21.905</b>	<b>18.811</b>	<b>18.173</b>	<b>18.079</b>	<b>17.024</b>	<b>18.608</b>	<b>all</b>
	muški	10.443	8.240	8.171	8.077	7.121	8.552	males
	ženski	11.462	10.571	10.002	10.002	9.903	10.056	females
<b>Kronično bolesne</b> <i>Chronically ill</i>	<b>svega</b>	<b>10.008</b>	<b>11.703</b>	<b>11.913</b>	<b>10.554</b>	<b>10.294</b>	<b>12.285</b>	<b>all</b>
	muški	4.747	5.502	5.183	4.751	4.767	5.674	males
	ženski	5.261	6.201	6.730	5.803	5.527	6.611	females
<b>Osobe kojima je zbog posebnih okolnosti potrebna socijalna skrb</b> <i>Persons requiring social services due to specific circumstances</i>	<b>svega</b>	<b>31.630</b>	<b>32.326</b>	<b>35.116</b>	<b>41.467</b>	<b>41.851</b>	<b>46.212</b>	<b>all</b>
	muški	15.638	15.935	17.081	20.486	20.738	23.055	males
	ženski	15.992	16.391	18.035	20.981	21.113	23.157	females
<b>Ostale osobe u stanju socijalne skrbi</b> <i>Other persons in need of social services</i>	<b>svega</b>	<b>58.722</b>	<b>59.053</b>	<b>57.749</b>	<b>55.711</b>	<b>55.234</b>	<b>61.010</b>	<b>all</b>
	muški	29.522	29.137	29.720	27.559	27.849	31.249	males
	ženski	29.200	29.916	28.029	28.152	27.385	29.761	females
<b>Korisnici humanitarne pomoći</b> <i>Beneficiaries of humanitarian aid</i>	<b>svega</b>	<b>13.054</b>	<b>12.076</b>	<b>8.775</b>	<b>9.247</b>	<b>9.251</b>	<b>11.219</b>	<b>all</b>
	muški	5.034	4.265	3.276	3.510	3.592	4.893	males
	ženski	8.020	7.811	5.499	5.737	5.659	6.326	females

Kategorija korisnika <i>Category of beneficiary</i>		2007.	2008.	2009.	2010.	2011.	2012.	
<b>OSOBE U STANJU RAZLIČITIH SOCIJALNO-ZAŠTITNIH POTREBA</b> <i>PERSONS IN DIFFERENT SOCIAL AND PROTECTIVE NEEDS</i>	<b>svega</b>	<b>211.809</b>	<b>218.500</b>	<b>215.322</b>	<b>219.295</b>	<b>216.922</b>	<b>221.901</b>	<b>all</b>
	muški	95.425	110.860	98.735	100.627	101.260	105.144	males
	ženski	116.384	107.640	116.587	118.668	115.662	116.757	females
<b>Sa teškim stambenim prilikama</b> <i>With serious housing problems</i>	<b>svega</b>	<b>12.360</b>	<b>12.108</b>	<b>11.104</b>	<b>11.620</b>	<b>11.381</b>	<b>12.311</b>	<b>all</b>
	muški	5.729	5.660	5.105	5.410	5.280	5.412	males
	ženski	6.631	6.448	5.999	6.210	6.101	6.899	females
<b>Vratile se sa izdržavanja kazne</b> <i>Returned from imprisonment</i>	<b>svega</b>	<b>190</b>	<b>254</b>	<b>287</b>	<b>447</b>	<b>551</b>	<b>708</b>	<b>all</b>
	muški	174	220	264	432	530	688	males
	ženski	16	34	23	15	21	20	females
<b>Stradale u elementarnim nepogodama</b> <i>Suffered in natural disasters</i>	<b>svega</b>	<b>233</b>	<b>247</b>	<b>232</b>	<b>735</b>	<b>1.217</b>	<b>501</b>	<b>all</b>
	muški	111	133	122	366	645	276	males
	ženski	122	114	110	369	572	225	females
<b>Civilne žrtve rata</b> <i>Civil victims of war</i>	<b>svega</b>	<b>3.353</b>	<b>3.204</b>	<b>3.132</b>	<b>3.076</b>	<b>3.161</b>	<b>3.217</b>	<b>all</b>
	muški	1.824	1.770	1.737	1.630	1.574	1.684	males
	ženski	1.529	1.434	1.395	1.446	1.587	1.533	females
<b>Članovi obitelji civilnih žrtava rata</b> <i>Members of family of civilian victims of war</i>	<b>svega</b>	<b>3.720</b>	<b>4.139</b>	<b>3.871</b>	<b>3.827</b>	<b>3.814</b>	<b>3.804</b>	<b>all</b>
	muški	1.397	1.641	1.589	1.597	1.511	1.523	males
	ženski	2.323	2.498	2.282	2.230	2.303	2.281	females
<b>Kojima su potrebne usluge socijalnog rada</b> <i>In need of social welfare services</i>	<b>svega</b>	<b>191.953</b>	<b>198.548</b>	<b>196.696</b>	<b>199.590</b>	<b>196.798</b>	<b>201.360</b>	<b>all</b>
	muški	86.190	101.436	89.918	91.192	91.720	95.561	males
	ženski	105.763	97.112	106.778	108.398	105.078	105.799	females
<b>BEZ SPECIFIČNE KATEGORIJE</b> <i>WITHOUT SPECIFIC CATEGORY</i>	<b>svega</b>	<b>19.192</b>	<b>17.226</b>	<b>16.187</b>	<b>19.432</b>	<b>21.976</b>	<b>23.655</b>	<b>all</b>
	muški	9.255	7.705	5.962	8.160	8.823	9.734	males
	ženski	9.937	9.521	10.225	11.272	13.153	13.921	females

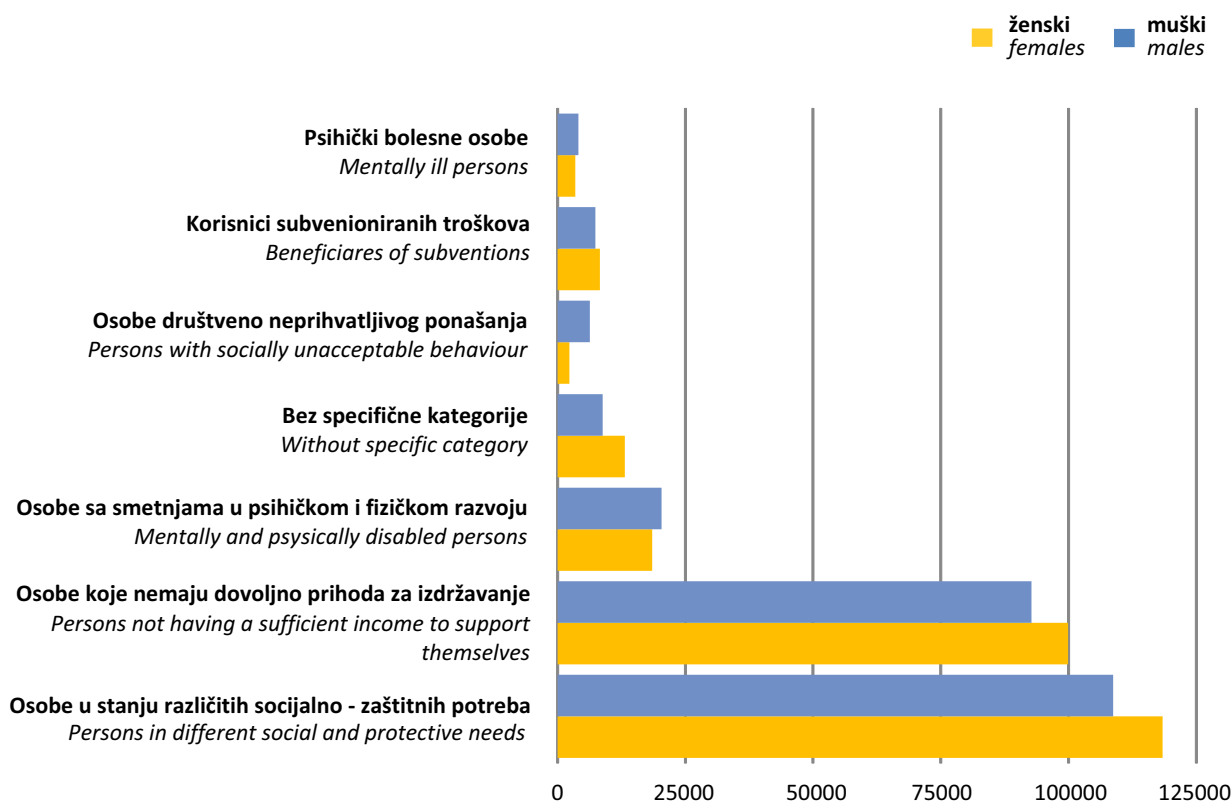
**Grafikon 4**  
Graph 4

**Punoljetni korisnici socijalne skrbi prema spolu**  
*Adult beneficiaries of social welfare by sex*



**Grafikon 5**  
Graph 5

**Punoljetni korisnici socijalne skrbi prema skupinama kategorija i spolu u 2012. godini**  
*Adult beneficiaries of social welfare by type of category and sex in 2012*





**7. Punoljetni korisnici prema kategorijama, spolu i starosnim skupinama u 2012. godini**  
*Adult beneficiaries by category, sex and age in 2012*

Kategorija korisnika <i>Category of beneficiary</i>		Ukupno <i>Total</i>	Starost /Age						
			18 - 21	22 - 26	27 - 45	46 - 59	60 - 65	65 +	
<b>UKUPNO</b> <i>TOTAL</i>	svega	<b>522.701</b>	<b>43.250</b>	<b>58.943</b>	<b>100.169</b>	<b>106.041</b>	<b>100.594</b>	<b>113.704</b>	<i>all</i>
	muški	252.359	22.088	27.773	48.267	51.623	48.479	54.129	<i>males</i>
	ženski	270.342	21.162	31.170	51.902	54.418	52.115	59.575	<i>females</i>
<b>KORISNICI</b> <b>SUBVENCIONIRANIH</b> <b>TROŠKOVA</b> <i>BENEFICIARIES OF</i> <i>SUBVENTIONS</i>	svega	<b>26.231</b>	<b>743</b>	<b>2.876</b>	<b>5.980</b>	<b>4.953</b>	<b>4.705</b>	<b>6.974</b>	<i>all</i>
	muški	11.877	276	697	2.940	2.729	2.030	3.205	<i>males</i>
	ženski	14.362	467	2.179	3.040	2.224	2.675	3.777	<i>females</i>
Subvencionirani troškovi najamnine, grijanja, pogreba <i>Subventions for rents,</i> <i>heating, funeral</i>	svega	<b>26.231</b>	<b>743</b>	<b>2.876</b>	<b>5.980</b>	<b>4.953</b>	<b>4.705</b>	<b>6.974</b>	<i>all</i>
	muški	11.837	276	697	2.940	2.729	2.030	3.165	<i>males</i>
	ženski	14.394	467	2.179	3.040	2.224	2.675	3.809	<i>females</i>
<b>OSOBE SA SMETNJAMA U</b> <b>PSIHIČKOM I FIZIČKOM</b> <b>RAZVOJU</b> <i>MENTALLY AND PHYSICALLY</i> <i>DISABLED PERSONS</i>	svega	<b>40.536</b>	<b>3.235</b>	<b>4.435</b>	<b>9.023</b>	<b>8.736</b>	<b>6.619</b>	<b>8.488</b>	<i>all</i>
	muški	21.306	1.745	2.331	4.759	4.601	3.520	4.350	<i>males</i>
	ženski	19.230	1.490	2.104	4.264	4.135	3.099	4.138	<i>females</i>
Sa oštećenjem vida <i>With visual impairment</i>	svega	<b>3.437</b>	<b>202</b>	<b>286</b>	<b>547</b>	<b>690</b>	<b>685</b>	<b>1.027</b>	<i>all</i>
	muški	1.880	112	158	288	393	391	538	<i>males</i>
	ženski	1.557	90	128	259	297	294	489	<i>females</i>
Sa oštećenjem sluha <i>With hearing impairment</i>	svega	<b>2.661</b>	<b>170</b>	<b>286</b>	<b>579</b>	<b>533</b>	<b>505</b>	<b>588</b>	<i>all</i>
	muški	1.427	97	147	284	287	280	332	<i>males</i>
	ženski	1.234	73	139	259	246	225	256	<i>females</i>
Sa poremećajima u glasu i govoru <i>With voice and speech</i> <i>impediments</i>	svega	<b>1.040</b>	<b>123</b>	<b>148</b>	<b>229</b>	<b>193</b>	<b>187</b>	<b>160</b>	<i>all</i>
	muški	634	66	97	132	125	110	104	<i>males</i>
	ženski	406	57	51	97	68	77	56	<i>females</i>
Fizički invalidne osobe <i>Physically disabled persons</i>	svega	<b>14.912</b>	<b>755</b>	<b>1.052</b>	<b>2.363</b>	<b>3.276</b>	<b>2.916</b>	<b>4.550</b>	<i>all</i>
	muški	7.544	411	558	1,182	1.697	1.461	2.235	<i>males</i>
	ženski	7.368	344	494	1,181	1.579	1.455	2.315	<i>females</i>
Mentalno nedovoljno razvijene osobe <i>Mentally disabled persons</i>	svega	<b>10.590</b>	<b>1.020</b>	<b>1.427</b>	<b>3.338</b>	<b>2.448</b>	<b>1.199</b>	<b>1.158</b>	<i>all</i>
	muški	5.682	524	716	1.896	1.258	653	635	<i>males</i>
	ženski	4.908	496	711	1.442	1.190	546	523	<i>females</i>
Sa poremećajima u ponašanju i ličnosti <i>With behavioural and</i> <i>personality disorders</i>	svega	<b>1.659</b>	<b>276</b>	<b>390</b>	<b>332</b>	<b>292</b>	<b>242</b>	<b>127</b>	<i>all</i>
	muški	945	161	215	169	167	155	78	<i>males</i>
	ženski	714	115	175	163	125	87	49	<i>females</i>

Kategorija korisnika Category of beneficiary		Ukupno Total	Starost /Age						
			18 - 21	22 - 26	27 - 45	46 - 59	60 - 65	65 +	
Sa kombiniranim smetnjama <i>With combined disabilities</i>	svoga	<b>6.237</b>	<b>689</b>	<b>846</b>	<b>1.635</b>	<b>1.304</b>	<b>885</b>	<b>878</b>	<i>all</i>
	muški	3.194	374	440	808	674	470	428	<i>males</i>
	ženski	3.043	315	406	827	630	415	450	<i>females</i>
OSOBE DRUŠTVENO NEPRIHVATLJIVOG PONAŠANJA <i>PERSONS WITH SOCIAL UNACCEPTABLE BEHAVIOR</i>	svoga	<b>9.260</b>	<b>1.545</b>	<b>1.769</b>	<b>2.698</b>	<b>1.951</b>	<b>857</b>	<b>440</b>	<i>all</i>
	muški	6.761	1.029	1.217	2.026	1.538	630	321	<i>males</i>
	ženski	2.499	516	552	672	413	227	119	<i>females</i>
Skлоне skitnji <i>Inclined to vagrancy</i>	svoga	<b>1.220</b>	<b>229</b>	<b>216</b>	<b>298</b>	<b>255</b>	<b>110</b>	<b>112</b>	<i>all</i>
	muški	672	127	118	168	170	32	57	<i>males</i>
	ženski	509	102	98	130	85	39	55	<i>females</i>
Skлоне prosjačenju <i>Inclined to begging</i>	svoga	<b>1.422</b>	<b>242</b>	<b>255</b>	<b>325</b>	<b>306</b>	<b>203</b>	<b>91</b>	<i>all</i>
	muški	632	71	88	151	160	108	54	<i>males</i>
	ženski	790	171	167	174	146	95	37	<i>females</i>
Skлоне prostituciji <i>Inclined to prostitution</i>	svoga	<b>280</b>	<b>81</b>	<b>96</b>	<b>84</b>	<b>15</b>	<b>2</b>	<b>2</b>	<i>all</i>
	muški	40	10	15	11	1	1	2	<i>males</i>
	ženski	240	71	81	73	14	1	0	<i>females</i>
Skлоне vršenju krivičnih djela <i>Inclined to committing criminal acts</i>	svoga	<b>2.601</b>	<b>582</b>	<b>579</b>	<b>889</b>	<b>438</b>	<b>94</b>	<b>19</b>	<i>all</i>
	muški	2.287	511	510	778	394	78	16	<i>males</i>
	ženski	314	71	69	111	44	16	3	<i>females</i>
Alkoholičari <i>Alcoholics</i>	svoga	<b>2.969</b>	<b>212</b>	<b>384</b>	<b>836</b>	<b>886</b>	<b>436</b>	<b>215</b>	<i>all</i>
	muški	2.501	173	310	703	764	360	191	<i>males</i>
	ženski	468	39	74	133	122	76	24	<i>females</i>
Narkomani <i>Drug addicts</i>	svoga	<b>768</b>	<b>199</b>	<b>239</b>	<b>266</b>	<b>51</b>	<b>12</b>	<b>1</b>	<i>all</i>
	muški	590	137	176	215	49	12	1	<i>males</i>
	ženski	178	62	63	51	2	0	0	<i>females</i>
PSIHIČKI BOLESNE OSOBE <i>MENTALLY ILL PERSONS</i>	svoga	<b>7.785</b>	<b>360</b>	<b>804</b>	<b>2.345</b>	<b>2.377</b>	<b>1.057</b>	<b>842</b>	<i>all</i>
	muški	4.216	179	470	1.266	1.328	543	430	<i>males</i>
	ženski	3.569	181	334	1.079	1.049	514	412	<i>females</i>
Skлоне raznim psihičkim oboljenjima <i>Inclined to different mental diseases</i>	svoga	<b>7.785</b>	<b>360</b>	<b>804</b>	<b>2.345</b>	<b>2.377</b>	<b>1.057</b>	<b>842</b>	<i>all</i>
	muški	4.216	179	470	1.266	1.328	543	430	<i>males</i>
	ženski	3.569	181	334	1.079	1.049	514	412	<i>females</i>
OSOBE KOJE NEMAJU DOVOLJNO PRIHODA ZA IZDRŽAVANJE <i>PERSONS NOT HAVING A SUFFICIENT INCOME TO SUPPORT THEMSELVES</i>	svoga	<b>193.333</b>	<b>10.341</b>	<b>17.132</b>	<b>31.713</b>	<b>38.768</b>	<b>46.327</b>	<b>49.052</b>	<i>all</i>
	muški	93.361	4.931	8.035	15.246	18.508	23.081	23.560	<i>males</i>
	ženski	99.972	5.410	9.097	16.467	20.260	23.246	25.492	<i>females</i>

Kategorija korisnika Category of beneficiary	Ukupno Total	Starost / Age							
		18 - 21	22 - 26	27 - 45	46 - 59	60 - 65	65 +		
<b>Materijalno neosigurane i za rad nesposobne osobe</b>	<b>svega</b>	<b>43.999</b>	<b>1.175</b>	<b>2.409</b>	<b>4.821</b>	<b>7.576</b>	<b>13.413</b>	<b>14.605</b>	<b>all</b>
<i>Financially unprovided persons and persons unable to work</i>	muški	19.938	570	964	1.864	2.814	6.971	6.755	males
	ženski	24.061	605	1.445	2.957	4.762	6.442	7.850	females
<b>Stare osobe bez obiteljskog staranja</b>	<b>svega</b>	<b>18.608</b>	<b>0</b>	<b>0</b>	<b>0</b>	<b>0</b>	<b>7.486</b>	<b>11.122</b>	<b>all</b>
<i>Old persons without family care</i>	muški	8.552	0	0	0	0	3.518	5.034	males
	ženski	10.056	0	0	0	0	3.968	6.088	females
<b>Kronično bolesne</b>	<b>svega</b>	<b>12.285</b>	<b>983</b>	<b>1.749</b>	<b>2.992</b>	<b>4.107</b>	<b>1.163</b>	<b>1.291</b>	<b>all</b>
<i>Chronically ill</i>	muški	5.674	453	812	1.338	1.786	547	738	males
	ženski	6.611	530	937	1.654	2.321	616	553	females
<b>Osobe kojima je zbog posebnih okolnosti potrebna socijalna skrb</b>	<b>svega</b>	<b>46.212</b>	<b>2.301</b>	<b>4.415</b>	<b>9.496</b>	<b>11.285</b>	<b>9.468</b>	<b>9.247</b>	<b>all</b>
<i>Persons requiring social services due to specific circumstances</i>	muški	23.055	1.123	2.101	4.712	6.148	4.368	4.603	males
	ženski	23.157	1.178	2.314	4.784	5.137	5.100	4.644	females
<b>Ostale osobe u stanju socijalne skrbi</b>	<b>svega</b>	<b>61.010</b>	<b>5.206</b>	<b>7.474</b>	<b>12.494</b>	<b>13.620</b>	<b>11.927</b>	<b>10.289</b>	<b>all</b>
<i>Other persons in need of social services</i>	muški	31.249	2.529	3.651	6.397	6.797	6.405	5.470	males
	ženski	29.761	2.677	3.823	6.097	6.823	5.522	4.819	females
<b>Korisnici humanitarne pomoći</b>	<b>svega</b>	<b>11.219</b>	<b>676</b>	<b>1.085</b>	<b>1.910</b>	<b>2.180</b>	<b>2.870</b>	<b>2.498</b>	<b>all</b>
<i>Beneficiaries of humanitarian aid</i>	muški	4.893	256	507	935	963	1.272	960	males
	ženski	6.326	420	578	975	1.217	1.598	1.538	females
<b>OSOBE U STANJU RAZLIČITIH SOCIJALNO-ZAŠTITNIH POTREBA</b>	<b>svega</b>	<b>221.901</b>	<b>25.840</b>	<b>29.539</b>	<b>40.523</b>	<b>44.936</b>	<b>38.161</b>	<b>42.902</b>	<b>all</b>
<i>PERSONS IN DIFFERENT SOCIAL AND PROTECTIVE NEEDS</i>	muški	105.144	13.370	14.158	19.313	20.812	17.241	20.250	males
	ženski	116.757	12.470	15.381	21.210	24.124	20.920	22.652	females
<b>Sa teškim stambenim prilikama</b>	<b>svega</b>	<b>12.311</b>	<b>700</b>	<b>1.561</b>	<b>2.403</b>	<b>2.670</b>	<b>3.227</b>	<b>1.750</b>	<b>all</b>
<i>With serious housing problems</i>	muški	5.412	343	766	1.183	1.237	1.146	737	males
	ženski	6.899	357	795	1.220	1.433	2.081	1.013	females
<b>Vratile se sa izdržavanja kazne</b>	<b>svega</b>	<b>708</b>	<b>38</b>	<b>131</b>	<b>319</b>	<b>160</b>	<b>44</b>	<b>16</b>	<b>all</b>
<i>Returned from imprisonment</i>	muški	688	37	125	310	158	44	14	males
	ženski	20	1	6	9	3	0	2	females
<b>Stradale u elementarnim nepogodama</b>	<b>svega</b>	<b>501</b>	<b>161</b>	<b>69</b>	<b>106</b>	<b>110</b>	<b>89</b>	<b>74</b>	<b>all</b>
<i>Suffered in natural disasters</i>	muški	276	68	33	61	64	50	37	males
	ženski	225	93	36	45	46	39	37	females

Kategorija korisnika Category of beneficiary		Ukupno Total	Starost /Age						
			18 - 21	22 - 26	27 - 45	46 - 59	60 - 65	65 +	
<b>Civilne žrtve rata</b> <i>Civil victims of war</i>	<b>svega</b>	<b>3.217</b>	<b>161</b>	<b>334</b>	<b>732</b>	<b>966</b>	<b>539</b>	<b>485</b>	<b>all</b>
	muški	1.684	68	183	393	497	282	261	<i>males</i>
	ženski	1.533	93	151	339	469	257	224	<i>females</i>
<b>Članovi obitelji civilnih žrtava rata</b> <i>Members of family of civilian victims of war</i>	<b>svega</b>	<b>3.804</b>	<b>209</b>	<b>299</b>	<b>570</b>	<b>857</b>	<b>794</b>	<b>1.075</b>	<b>all</b>
	muški	1.523	91	141	229	352	324	386	<i>males</i>
	ženski	2.281	118	158	341	505	470	689	<i>females</i>
<b>Kojima su potrebne usluge socijalnog rada</b> <i>In need of social welfare services</i>	<b>svega</b>	<b>201.360</b>	<b>24.679</b>	<b>27.145</b>	<b>36.393</b>	<b>40.173</b>	<b>33.468</b>	<b>39.502</b>	<b>all</b>
	muški	95.561	12.800	12.910	17.137	18.504	15.395	18.815	<i>males</i>
	ženski	105.799	11.879	14.235	19.256	21.669	18.073	20.687	<i>females</i>
<b>BEZ SPECIFIČNE KATEGORIJE</b> <i>WITHOUT SPECIFIC CATEGORY</i>	<b>svega</b>	<b>23.655</b>	<b>1.186</b>	<b>2.388</b>	<b>7.887</b>	<b>4.320</b>	<b>2.868</b>	<b>5.006</b>	<b>all</b>
	muški	9.734	558	865	2.717	2.107	1.434	2.053	<i>males</i>
	ženski	13.921	628	1.523	5.170	2.213	1.434	2.953	<i>females</i>

**OBLICI I USLUGE SOCIJALNE SKRBI**  
**FORMS AND SERVICES OF SOCIAL WELFARE**

**8. Oblici i usluge socijalne skrbi - maloljetni korisnici**

*Forms and services of social welfare - minors beneficiaries*

Kategorija korisnika <i>Category of beneficiaries</i>	2007.	2008.	2009.	2010.	2011.	2012.
<b>UKUPNO</b> <i>TOTAL</i>	<b>79.093</b>	<b>72.775</b>	<b>100.929</b>	<b>102.871</b>	<b>99.039</b>	<b>94.063</b>
<b>STARATELJSTVO I POSVOJENJE</b> <i>GUARDIANSHIP AND ADOPTION</i>	4.650	3.234	2.478	2.344	2.799	2.728
<b>Starateljstvo</b> <i>Guardianship</i>	2.009	1.744	1.599	1.587	1.868	1.601
<b>Starateljstvo za posebne slučajeve</b> <i>Guardianship for special cases</i>	2.554	1.421	821	699	843	1.060
<b>Posvojenje</b> <i>Adoption</i>	87	69	58	58	88	67
<b>SMJEŠTAJ U USTANOVE</b> <i>PLACEMENT IN INSTITUTIONS</i>	2.160	1.839	1.757	1.924	1.714	1.914
<b>U predškolske ustanove</b> <i>In pre-school institutions</i>	110	36	30	157	17	50
<b>U dom za djecu i mladež</b> <i>In institution for children and adolescents</i>	187	150	154	156	148	99
<b>U ustanovu za djecu bez roditeljskog staranja</b> <i>In institutions for children deprived of parental care</i>	661	679	595	527	592	616
<b>Smještaj u drugu obitelj</b> <i>With foster family</i>	742	610	599	639	564	712
<b>U učenički ili studentski dom</b> <i>In pupil or student hostel</i>	66	80	37	71	46	37
<b>U ustanovu za rehabilitaciju i skrb</b> <i>In institution for rehabilitation and care</i>	241	158	195	175	188	198

Kategorija korisnika <i>Category of beneficiaries</i>	2007.	2008.	2009.	2010.	2011.	2012.
<b>U druge ustanove socijalne skrbi</b> <i>In other social welfare facilities</i>	153	126	147	199	159	202
<b>ODGOJNE MJERE ZAŠTITE I SIGURNOSTI PREMA MALOLJETNICIMA</b> <i>EDUCATIONAL AND PROTECTIVE MEASURES TO MINORS</i>	2.040	1.487	1.576	1.855	1.851	1.635
<b>Sudski ukor</b> <i>Court reprimand</i>	257	261	294	380	360	414
<b>Pojačan nadzor roditelja ili skrbnika</b> <i>Extensive surveillance by parents or guardians</i>	738	572	585	589	485	313
<b>Pojačan nadzor tijela skrbništva</b> <i>Extensive surveillance by guardian organization</i>	429	369	383	396	363	304
<b>Pojačan nadzor u drugoj obitelji</b> <i>Extensive surveillance in foster family</i>	17	23	12	38	10	51
<b>Upućivanje u disciplinski centar</b> <i>Assignment to disciplinary centre</i>	-	17	37	31	51	82
<b>Upućivanje u odgojnu organizaciju</b> <i>Assignment to organization for upbringing</i>	32	26	19	30	12	14
<b>Upućivanje u odgojno-popravni dom</b> <i>Assignment to correctional institution</i>	15	18	18	19	26	19
<b>Upućivanje u maloljetnički pritvor</b> <i>Assignment to juvenile prison</i>	23	13	14	15	19	8
<b>Upućivanje u ustanovu za defektne maloljetnike</b> <i>Assignment to institution for defective minors</i>	18	5	3	2	0	2
<b>Ostale usluge</b> <i>Other services</i>	511	183	211	355	525	428

Kategorija korisnika <i>Category of beneficiaries</i>	2007.	2008.	2009.	2010.	2011.	2012.
<b>POMOĆ ZA OSPOSOBLJAVANJE I PRIVREĐIVANJE</b> <i>ASSISTANCE IN VOCATIONAL TRAINING</i>	506	326	397	351	863	976
<b>Osposobljavanje za rad i privređivanje</b> <i>Vocational training</i>	358	220	256	257	448	535
<b>Pomoć za rehabilitaciju</b> <i>Assistance in rehabilitation</i>	137	88	120	86	409	430
<b>Uključivanje u radni odnos</b> <i>Employment</i>	11	16	4	8	5	8
<b>Uključivanje u ostale oblike rada (kućna radinost)</b> <i>Inclusion in other forms of work (working at home)</i>	-	2	17	-	1	3
<b>NOVČANE POMOĆI</b> <i>ALLOWANCES</i>	10.281	11.916	8.451	7.618	7.659	9.632
<b>Stalna novčana pomoć</b> <i>Permanent allowance</i>	1.185	779	891	771	969	1.621
<b>Izuzetna novčana pomoć</b> <i>Special allowance</i>	344	227	57	340	384	737
<b>Jednokratna novčana pomoć</b> <i>One-off allowance</i>	3.564	3.514	3.403	2.492	2.899	3.432
<b>Prava na dodatak za pomoć i njegu od strane drugih osoba</b> <i>Entitlement to additional allowance for assistance and care rendered by other persons</i>	4.173	4.620	3.027	3.108	1.926	2.161
<b>Pomoć za opremu djeteta samohranim nezaposlenim roditeljima</b> <i>Allowance to single unemployed parents for outfitting a child</i>	1.015	2.776	1.073	907	1.481	1.681
<b>OSTALI OBLICI ZAŠTITE I USLUGA</b> <i>OTHER FORMS OF PROTECTION AND SERVICES</i>	59.456	53.973	86.270	88.779	84.153	77.151

<b>Kategorija korisnika</b> <i>Category of beneficiaries</i>	<b>2007.</b>	<b>2008.</b>	<b>2009.</b>	<b>2010.</b>	<b>2011.</b>	<b>2012.</b>
<b>Zdravstvena pomoć na teret općine ili centra</b> <i>Health care at the expense of municipality or social welfare centre</i>	4.182	3.220	3.108	2.934	2.857	3.058
<b>Pomoć u rješavanju stambenog pitanja</b> <i>Assistance in solving housing problems</i>	101	187	149	161	137	228
<b>Mirenje bračnih partnera</b> <i>Reconciliation of spouses</i>	23	184	39	34	20	115
<b>Njega i pomoć u kući</b> <i>Care and assistance rendered at home</i>	89	152	3	44	82	106
<b>Pomoć u sređivanju konfliktnih situacija</b> <i>Assistance in conflict resolution</i>	4.546	6.617	5.415	4.994	8.354	9.184
<b>Usluge socijalnog i drugog stručnog rada</b> <i>Services of social and other professional work</i>	44.941	38.937	70.925	75.935	68.293	58.152
<b>Pomoć za ishranu, ogrjev, odjeću i obuću</b> <i>Allowances for food, fuel, clothing and footwear</i>	5.574	4.676	6.631	4.677	4.410	6.308



## 9. Oblici i usluge socijalne skrbi - punoljetni korisnici

*Forms and services of social welfare - adult beneficiaries*

Kategorija korisnika <i>Category of beneficiaries</i>	2007.	2008.	2009.	2010.	2011.	2012.
<b>UKUPNO</b> <i>TOTAL</i>	<b>421.898</b>	<b>424.225</b>	<b>392.856</b>	<b>418.492</b>	<b>398.636</b>	<b>380.161</b>
<b>STARATELJSTVO</b> <i>GUARDIANSHIP</i>	8.606	7.705	7.197	5.288	5.917	5.763
<b>Skrbništvo</b> <i>Guardianship</i>	4.184	3.898	3.597	2.645	2.888	3.050
<b>Skrbništvo za posebne slučajeve</b> <i>Guardianship for special cases</i>	4.422	3.807	3.600	2.643	3.029	2.713
<b>SMJEŠTAJ U USTANOVE</b> <i>PLACEMENT IN INSTITUTIONS</i>	1.895	1.933	1.532	2.054	2.146	2.408
<b>U ustanovu za rehabilitaciju i skrb</b> <i>In institution for rehabilitation and care</i>	252	266	125	447	586	366
<b>U druge ustanove socijalne skrbi</b> <i>In other social welfare facilities</i>	1.029	1.015	1.005	1.095	978	1.132
<b>Smještaj u dom za stare osobe</b> <i>In institution for old persons</i>	614	609	402	512	582	910
<b>POMOĆ ZA OSPOSOBLJAVANJE I PRIVREĐIVANJE</b> <i>ASSISTANCE IN VOCATIONAL TRAINING</i>	520	336	328	187	<b>233</b>	<b>467</b>
<b>Osposobljavanje za rad i privređivanje</b> <i>Vocational training</i>	97	74	89	74	39	224
<b>Pomoć za rehabilitaciju</b> <i>Assistance in rehabilitation</i>	46	54	178	62	122	137
<b>Uključivanje u radni odnos</b> <i>Employment</i>	212	194	51	31	38	67
<b>Uključivanje u ostale oblike rada (kućna radinost)</b> <i>Inclusion in other forms of work (working at home)</i>	165	14	10	20	34	39
<b>NOVČANE POMOĆI</b> <i>ALLOWANCES</i>	98.084	108.739	92.027	88.841	84.117	91.184

Kategorija korisnika <i>Category of beneficiaries</i>	2007.	2008.	2009.	2010.	2011.	2012.
<b>Stalna novčana pomoć</b> <i>Permanent allowance</i>	13.768	16.718	16.927	17.889	16.153	17.797
<b>Izuzetna novčana pomoć</b> <i>Special allowance</i>	5.052	1.655	1.750	1.461	1.400	4.707
<b>Jednokratna novčana pomoć</b> <i>One-off allowance</i>	47.729	44.270	35.420	37.140	34.737	35.365
<b>Prava na dodatak za pomoć i skrb od strane drugih osoba</b> <i>Entitlement to additional allowance for assistance and care rendered by other persons</i>	27.492	41.220	34.337	29.380	27.442	29.026
<b>Pomoć za opremu djeteta samohranim nezaposlenim roditeljima</b> <i>Allowance to single unemployed parents for outfitting a child</i>	4.043	4.876	3.593	2.971	4.385	4.289
<b>OSTALI OBLICI ZAŠTITE I USLUGA</b> <i>OTHER FORMS OF PROTECTION AND SERVICES</i>	312.793	305.512	291.772	322.122	306.223	280.339
<b>Zdravstvena pomoć na teret općine ili centra</b> <i>Health care at the expense of municipality or social welfare centre</i>	19.593	19.045	17.018	15.853	16.030	15.945
<b>Pomoć u rješavanju stambenog pitanja</b> <i>Assistance in solving housing problems</i>	879	607	965	672	681	558
<b>Mirenje bračnih partnera</b> <i>Reconciliation of spouses</i>	4.404	3.436	2.996	4.666	4.576	4.311
<b>Njega i pomoć u kući</b> <i>Care and assistance rendered at home</i>	1.101	1.113	500	798	1.597	1.027
<b>Pomoć u sređivanju konfliktnih situacija</b> <i>Assistance in conflict resolution</i>	23.173	9.814	9.139	14.616	11.535	16.126
<b>Usluge socijalnog i drugog stručnog rada</b> <i>Services of social and other professional work</i>	207.259	249.913	242.676	271.437	260.830	229.742
<b>Pomoć za ishranu, ogrjev, odjeću i obuću</b> <i>Allowances for food, fuel, clothing and footwear</i>	56.384	21.584	18.478	14.080	10.974	12.630

**USTANOVE SOCIJALNE SKRBI**

---

**SOCIAL WELFARE INSTITUTIONS**



**DOMOVI ZA DJECU I MLADEŽ BEZ RODITELJSKOG STARANJA <sup>1</sup>**  
*INSTITUTIONS FOR CHILDREN AND ADOLESCENTS WITHOUT PARENTAL CARE <sup>1</sup>*

**10. Korisnici prema spolu i starosti**  
*Residents by sex and age*

		Ukupno <i>Total</i>	Godine starosti korisnika/ <i>Age of residents</i>					iznad 18 godina <i>over 18 years</i>	
			do 3 godine <i>under 3 years</i>	3 - 6	7 - 10	11 - 14	15 - 18		
	<b>svega</b>	<b>790</b>	<b>96</b>	<b>78</b>	<b>128</b>	<b>144</b>	<b>165</b>	<b>179</b>	<b>all</b>
<b>2007.</b>	muški	384	59	45	85	75	83	37	males
	ženski	406	37	33	43	69	82	142	females
	<b>svega</b>	<b>794</b>	<b>78</b>	<b>69</b>	<b>120</b>	<b>165</b>	<b>189</b>	<b>173</b>	<b>all</b>
<b>2008.</b>	muški	407	61	45	79	99	100	23	males
	ženski	387	17	24	41	66	89	150	females
	<b>svega</b>	<b>778</b>	<b>86</b>	<b>67</b>	<b>131</b>	<b>154</b>	<b>174</b>	<b>166</b>	<b>all</b>
<b>2009.</b>	muški	343	42	37	81	90	82	11	males
	ženski	435	44	30	50	64	92	155	females
	<b>svega</b>	<b>763</b>	<b>81</b>	<b>57</b>	<b>112</b>	<b>166</b>	<b>184</b>	<b>163</b>	<b>all</b>
<b>2010.</b>	muški	363	38	39	68	99	110	9	males
	ženski	400	43	18	44	67	74	154	females
	<b>svega</b>	<b>746</b>	<b>77</b>	<b>47</b>	<b>103</b>	<b>159</b>	<b>173</b>	<b>187</b>	<b>all</b>
<b>2011.</b>	muški	313	40	27	55	93	80	18	males
	ženski	433	37	20	48	66	93	169	females
	<b>svega</b>	<b>765</b>	<b>68</b>	<b>64</b>	<b>80</b>	<b>145</b>	<b>209</b>	<b>199</b>	<b>all</b>
<b>2012.</b>	muški	318	35	36	43	84	98	22	males
	ženski	447	33	28	37	61	111	177	females

<sup>1</sup> Brčko distrikt BiH nema podatke o domovima za djecu i mladež bez roditeljskog staranja.

<sup>1</sup> District Brcko has no data on institutions for children and adolescents without parental care.

## 11. Korisnici prema roditeljima

*Residents by parents*

	2007.	2008.	2009.	2010.	2011.	2012.	
<b>UKUPNO</b>	<b>790</b>	<b>794</b>	<b>778</b>	<b>763</b>	<b>746</b>	<b>765</b>	<b>TOTAL</b>
<b>Bez oba roditelja</b>	136	122	121	123	125	145	<i>Without both parents</i>
<b>Samo sa majkom</b>	324	318	313	303	294	274	<i>Only with mother</i>
<b>Samo sa ocem</b>	74	64	70	67	53	65	<i>Only with father</i>
<b>Sa oba roditelja</b>	256	290	274	270	274	281	<i>With both parents</i>
<b>od toga djeca razvedenih roditelja</b>	137	144	126	152	128	161	<i>of which, children of divorced parents</i>

## 12. Struktura korisnika prema roditeljima

*Structure of residents by parents*

%

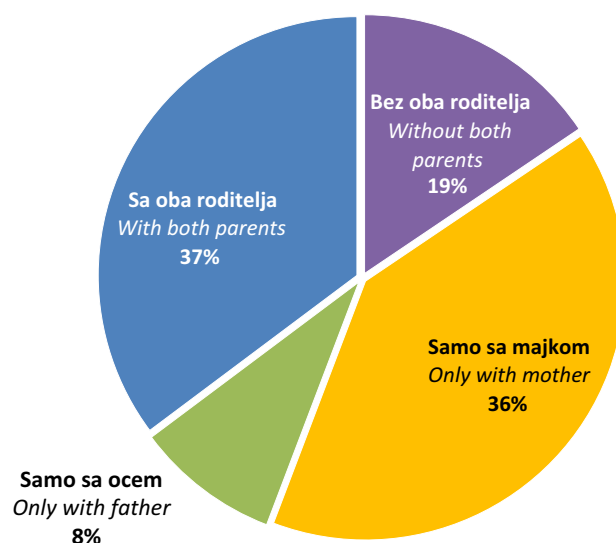
	2007.	2008.	2009.	2010.	2011.	2012.	
<b>Bez oba roditelja</b>	17,21	15,37	15,55	16,12	16,76	18,95	<i>Without both parents</i>
<b>Samo sa majkom</b>	41,01	40,05	40,23	39,71	39,41	35,82	<i>Only with mother</i>
<b>Samo sa ocem</b>	9,37	8,06	9,00	8,78	7,10	8,50	<i>Only with father</i>
<b>Sa oba roditelja</b>	32,41	36,52	35,22	35,39	36,73	36,73	<i>With both parents</i>

Grafikon 6

*Graph 6*

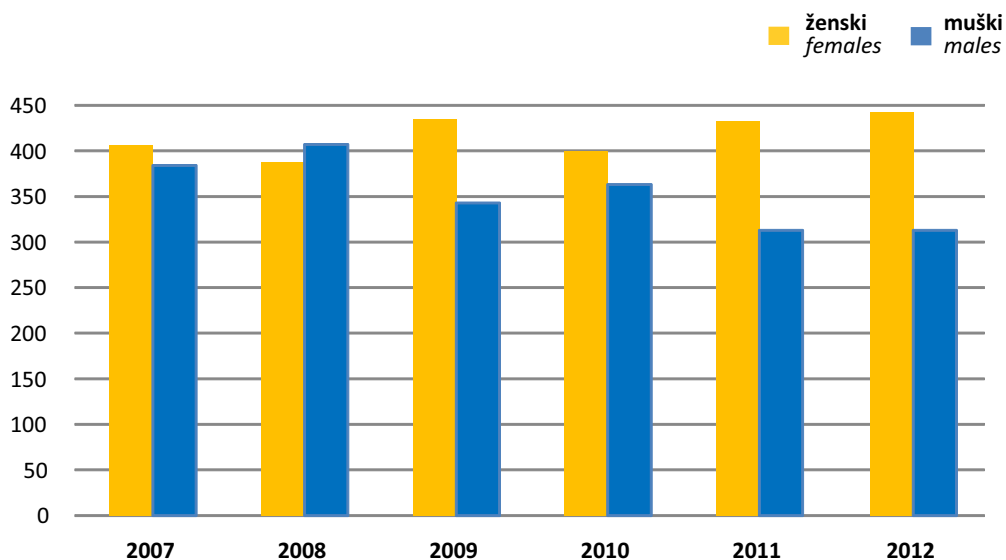
### Struktura korisnika domova za djecu i prema mladež roditeljima u 2012. godini

*Structure of residents in institutions for children and adolescents in 2012*



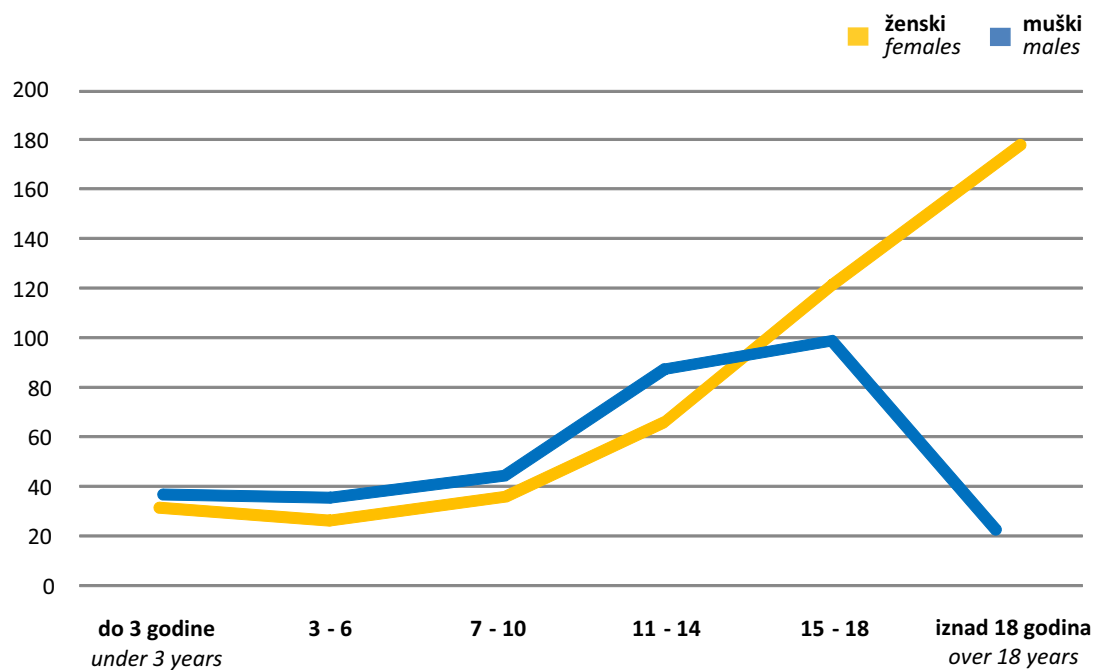
**Grafikon 7**  
Graph 7

**Korisnici domova za djecu i mladež bez roditeljskog staranja prema spolu**  
*Residents of institutions for children and adolescents without parental care by sex*



**Grafikon 8**  
Graph 8

**Korisnici domova za djecu i mladež bez roditeljske skrbi prema starosti u 2012. godini**  
*Residents of institutions for children and adolescents without parental care by age in 2012*



### 13. Korisnici prema školovanju

*Residents by education*

	Ukupno <i>Total</i>	Vrsta škole koju pohađaju <i>Level of attended school</i>				Ne pohađaju školu <i>Not attending school</i>
		svega <i>all</i>	osnovna škola <i>elemenatary school</i>	srednja škola <i>secondary school</i>	učilište ili fakultet <i>post-secondary education or university</i>	
2007.	790	486	315	161	10	304
2008.	794	518	354	158	6	276
2009.	778	471	321	143	7	307
2010.	763	478	314	156	8	285
2011.	746	437	261	172	4	309
2012.	765	477	285	187	5	288

### 14. Korisnici prema plaćanju boravka u domu

*Residents by payment*

	Ukupno <i>Total</i>	Plaćaju boravka <i>Paying for residence</i>			Ne plaćaju boravak <i>Not paying for residence</i>
		svega <i>all</i>	u cjelosti <i>completely</i>	djelimično <i>partially</i>	
2007.	790	293	255	38	497
2008.	794	207	149	58	587
2009.	778	416	372	44	362
2010.	763	271	227	44	492
2011.	746	358	231	127	388
2012.	692	342	312	30	350



## 15. Zaposleni u domovima za djecu i mladež bez roditeljske zaštite

*Employees in institutions for children and adolescents without parental care*

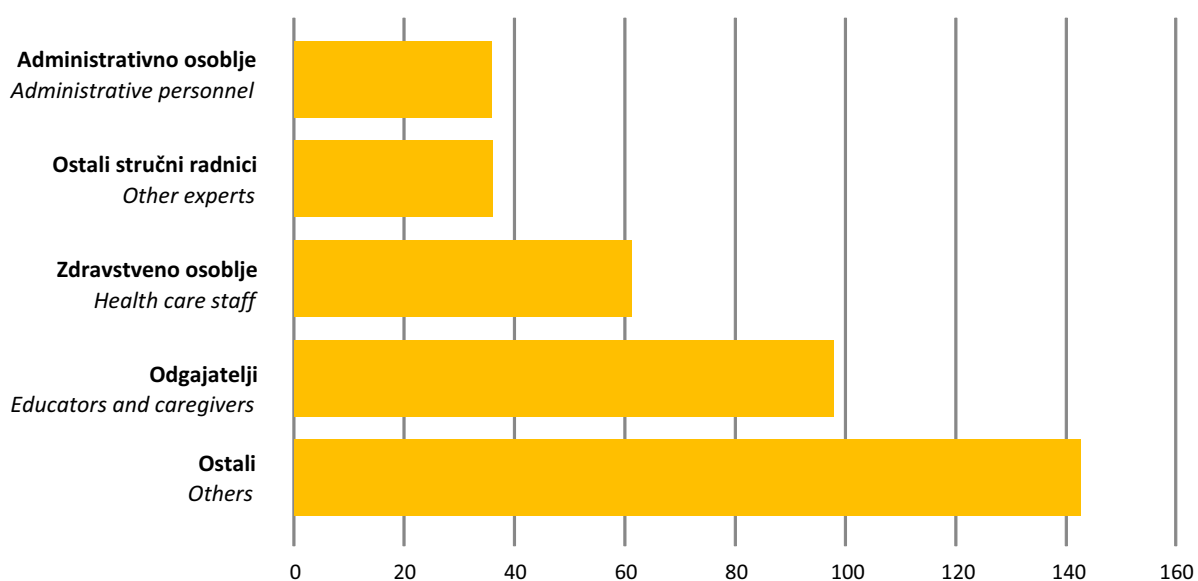
	2007.	2008.	2009.	2010.	2011.	2012.	
<b>UKUPNO</b>	<b>325</b>	<b>341</b>	<b>360</b>	<b>357</b>	<b>359</b>	<b>372</b>	<b>TOTAL</b>
muški	65	64	69	70	77	91	males
ženski	260	277	291	287	282	281	females
<b>Odgajatelji</b>	93	106	107	90	93	96	<i>Educators and caregivers</i>
<b>Zdravstveno osoblje</b>	54	52	58	60	59	61	<i>Health care staff</i>
<b>Ostali stručni radnici</b>	32	34	37	36	36	36	<i>Other experts</i>
<b>Administrativno osoblje</b>	23	23	30	33	33	36	<i>Administrative personnel</i>
<b>Ostali</b>	123	126	128	138	138	143	<i>Others</i>

**Grafikon 9**

*Graph 9*

### Zaposleni u domovima za djecu i mladež bez roditeljske skrbi u 2012. godini

*Employees in institutions for children and adolescents without parental care in 2012*



**USTANOVE SOCIJALNE SKRBI ZA INVALIDNU DJECU I MLADEŽ  
OMETENU U PSIHIČKOM I FIZIČKOM RAZVOJU <sup>2</sup>**  
*SOCIAL WELFARE INSTITUTIONS FOR PHYSICALLY AND MENTALLY DISABLED  
CHILDREN AND ADOLESCENTS <sup>2</sup>*

**16. Korisnici prema spolu i starosti**

*Residents by sex and age*

		Ukupno <i>Total</i>	Godine starosti korisnika <i>Age of residents</i>					iznad 21 godine <i>over 21 years</i>	
			10 godina i mlađi <i>10 years and younger</i>	11 - 13	14 - 15	16 - 17	18 - 21		
2007.	<b>svoga</b>	<b>1.511</b>	<b>111</b>	<b>128</b>	<b>104</b>	<b>113</b>	<b>158</b>	<b>897</b>	<b>all</b>
	muški	919	58	74	50	52	76	609	males
	ženski	592	53	54	54	61	82	288	females
2008.	<b>svoga</b>	<b>1.577</b>	<b>139</b>	<b>135</b>	<b>110</b>	<b>99</b>	<b>160</b>	<b>934</b>	<b>all</b>
	muški	956	76	78	53	49	75	625	males
	ženski	621	63	57	57	50	85	309	females
2009.	<b>svoga</b>	<b>1.573</b>	<b>113</b>	<b>102</b>	<b>100</b>	<b>67</b>	<b>115</b>	<b>1.076</b>	<b>all</b>
	muški	988	68	58	57	32	48	725	males
	ženski	585	45	44	43	35	67	351	females
2010.	<b>svoga</b>	<b>1.571</b>	<b>126</b>	<b>93</b>	<b>97</b>	<b>81</b>	<b>116</b>	<b>1.058</b>	<b>all</b>
	muški	1.008	84	53	58	42	55	716	males
	ženski	563	42	40	39	39	61	342	females
2011.	<b>svoga</b>	<b>1.570</b>	<b>151</b>	<b>102</b>	<b>80</b>	<b>85</b>	<b>100</b>	<b>1.052</b>	<b>all</b>
	muški	1.013	111	59	46	47	45	705	males
	ženski	557	40	43	34	38	55	347	females
2012.	<b>svoga</b>	<b>1.628</b>	<b>157</b>	<b>105</b>	<b>94</b>	<b>101</b>	<b>111</b>	<b>1.060</b>	<b>all</b>
	muški	1.049	117	64	55	44	67	702	males
	ženski	579	40	41	39	57	44	358	females

<sup>2</sup> Brčko distrikt BiH nema podatke o ustanovama socijalne skrbi za invalidnu djecu i mladež ometenu u psihičkom i fizičkom razvoju.

<sup>2</sup> Brcko District has no data on institutions for physically and mentally disabled children and adolescents.

## 17. Korisnici prema spolu i roditeljima

*Residents by sex and parents*

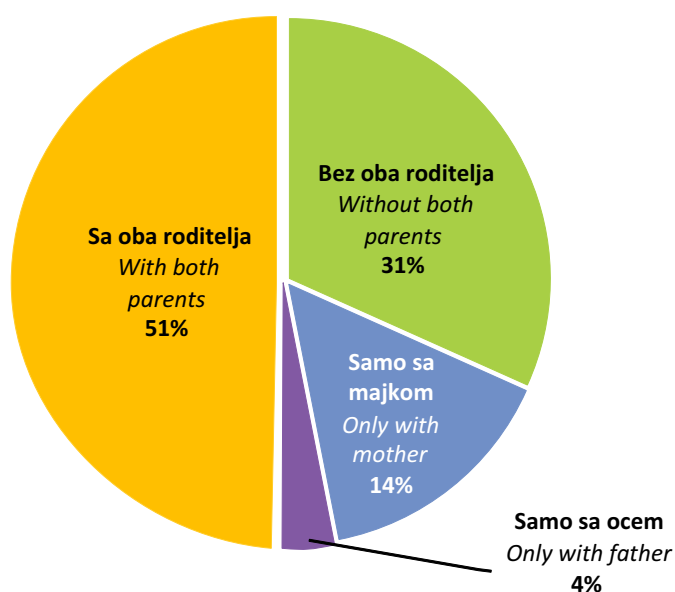
	2007.	2008.	2009.	2010.	2011.	2012.	
<b>UKUPNO</b>	<b>1.511</b>	<b>1.577</b>	<b>1.573</b>	<b>1.571</b>	<b>1.570</b>	<b>1.628</b>	<b>TOTAL</b>
muški	919	958	988	1.008	1.013	1.049	males
ženski	592	619	585	563	557	579	females
<b>Bez oba roditelja</b>	<b>471</b>	<b>468</b>	<b>479</b>	<b>498</b>	<b>505</b>	<b>500</b>	<b>Without both parents</b>
muški	320	327	337	361	375	347	males
ženski	151	141	142	137	130	153	females
<b>Samo sa majkom</b>	<b>217</b>	<b>226</b>	<b>233</b>	<b>239</b>	<b>224</b>	<b>230</b>	<b>Only with mother</b>
muški	122	133	145	139	129	134	males
ženski	95	93	88	100	95	96	females
<b>Samo sa ocem</b>	<b>59</b>	<b>62</b>	<b>66</b>	<b>70</b>	<b>74</b>	<b>74</b>	<b>Only with father</b>
muški	31	27	31	37	39	35	males
ženski	28	35	35	33	35	39	females
<b>Sa oba roditelja</b>	<b>764</b>	<b>821</b>	<b>795</b>	<b>764</b>	<b>767</b>	<b>824</b>	<b>With both parents</b>
muški	446	471	475	471	470	533	males
ženski	318	350	320	293	297	291	females
<b>Od toga djeca razvedenih roditelja</b>	<b>84</b>	<b>97</b>	<b>105</b>	<b>104</b>	<b>97</b>	<b>114</b>	<b>Of which, children of divorced parents</b>
muški	58	68	76	71	55	66	males
ženski	26	29	29	33	42	48	females

### Grafikon 10

*Graph 10*

### Korisnici prema roditeljima u 2012. godini

*Residents by parents in 2012*



## 18. Korisnici prema pohađanju škole

*Residents by sex and parents*

	Ukupno <i>Total</i>	Pohađaju <i>Attending</i>		Osposobljavaju se za rad <i>Attending vocational training</i>	Ostala djeca i mladež <i>Other children and adolescents</i>
		osnovnu školu <i>elementary school</i>	srednju školu <i>secondary school</i>		
2007.	1.511	261	85	150	1.015
2008.	1.577	287	89	166	1.035
2009.	1.584	231	94	206	1.053
2010.	1.571	218	77	229	1.047
2011.	1.570	225	101	160	1.084
2012.	1.628	256	149	163	1.060

## 19. Korisnici prema plaćanju boravka

*Residents by payment*

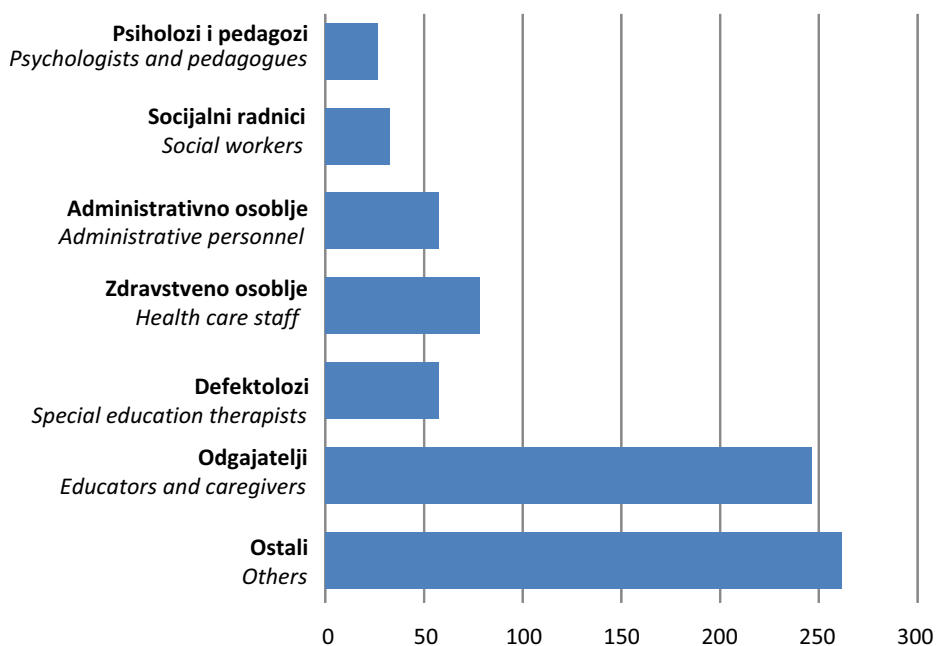
	Ukupno <i>Total</i>	Plaćaju boravište <i>Paying for residence</i>		Ne plaćaju boravište <i>Not paying for residence</i>
		u cjelosti <i>completely</i>	djelimično <i>partially</i>	
2007.	1.511	203	35	1.273
2008.	1.577	90	42	1.445
2009.	1.573	261	29	1.283
2010.	1.571	390	19	1.162
2011.	1.570	203	20	1.347
2012.	1.628	303	118	1.207

**20. Zaposleni u ustanovama za invalidnu djecu i mladež ometenu u psihičkom i fizičkom razvoju**  
*Employees in institutions for physically and mentally disabled children and adolescents*

	2007.	2008.	2009.	2010.	2011.	2012.	
<b>UKUPNO</b>	<b>655</b>	<b>680</b>	<b>685</b>	<b>673</b>	<b>699</b>	<b>746</b>	<b>TOTAL</b>
<b>Odgajatelji</b>	223	237	133	153	166	248	<i>Educators and caregivers</i>
<b>Zdravstveno osoblje</b>	113	67	62	63	66	78	<i>Health care staff</i>
<b>Socijalni radnici</b>	12	12	14	19	24	25	<i>Social workers</i>
<b>Psiholozi i pedagozi</b>	9	9	19	9	10	17	<i>Psychologists and pedagogues</i>
<b>Defektolozi</b>	62	63	75	58	70	58	<i>Special education therapists</i>
<b>Instruktori</b>	3	2	3	3	3	2	<i>Instructors</i>
<b>Administrativno osoblje</b>	44	53	51	51	54	57	<i>Administrative personnel</i>
<b>Ostali</b>	189	237	328	317	306	261	<i>Others</i>

**Grafikon 11**  
*Graph 11*

**Zaposleni u ustanovama za invalidnu djecu i mladež u 2012. godini**  
*Employees in institutions for disabled children and adolescents in 2012*



**USTANOVE SOCIJALNE SKRBI ZA ODRASLE INVALIDNE OSOBE <sup>3</sup>**  
*SOCIAL WELFARE INSTITUTIONS FOR ADULT DISABLED PERSONS <sup>3</sup>*

**21. Invalidi i rehabilitanti prema invaliditetu**

*Disabled and persons on rehabilitation by type of disability*

	Ukupno <i>Total</i>	Prema vrsti invaliditeta <i>By type of disability</i>				
		fizički invalidi <i>physically disabled persons</i>	sa oštećenim vidom <i>with visual impairments</i>	sa oštećenim sluhom <i>with hearing impairment</i>	psihički zaostali <i>mentally disabled</i>	ostali <i>other</i>
<b>2007.</b>	205	49	24	95	-	3
<b>2008.</b>	194	53	24	71	4	7
<b>2009.</b>	155	50	20	78	4	3
<b>2010.</b>	142	52	19	62	4	5
<b>2011.</b>	154	41	20	77	10	6
<b>2012.</b>	151	40	22	71	13	5

<sup>3</sup> Brčko distrikt BiH nema podatke o ustanovama socijalne skrbi za odrasle invalidne osobe.

<sup>3</sup> Brcko District has no data on institutions for adult disabled persons.

## 22. Invalidi i rehabilitanti prema pravnoj osnovi i razlogu korištenja ustanove

*Disabled and persons on rehabilitation by legal base and reason for institutionalisation*

		Zaposleni invalidi <i>Disabled persons employed</i>			Rehabilitanti <i>Persons on rehabilitation</i>		
		svega <i>all</i>	u zaštitnoj radionici <i>in workshop</i>	rade kod kuće <i>working at home</i>	svega <i>all</i>	na stručnom osposobljavanju <i>on vocational training</i>	na prekvalifikaciji <i>on training for new qualification</i>
<b>Ukupno</b> <i>Total</i>	2007.	146	145	1	59	55	4
	2008.	140	139	1	54	54	-
	2009.	143	135	8	12	12	-
	2010.	99	92	7	43	43	-
	2011.	129	120	9	25	24	1
	2012.	131	125	6	20	20	-
<b>Vojne i civilne žrtve rata</b> <i>Military and civil victims of war</i>	2007.	8	7	1	2	2	-
	2008.	16	16	-	-	-	-
	2009.	7	3	4	-	-	-
	2010.	9	5	4	1	1	-
	2011.	9	6	3	1	1	-
	2012.	9	6	3	-	-	-
<b>Invalidi rada</b> <i>Invalids of work</i>	2007.	-	-	-	-	-	-
	2008.	1	1	-	-	-	-
	2009.	-	-	-	-	-	-
	2010.	3	3	-	-	-	-
	2011.	3	3	-	-	-	-
	2012.	-	-	-	-	-	-
<b>Ostali invalidi</b> <i>Other disabled persons</i>	2007.	138	138	-	5	1	4
	2008.	123	122	1	1	1	-
	2009.	129	125	4	-	-	-
	2010.	87	84	3	30	30	-
	2011.	117	111	6	5	4	1
	2012.	122	119	3	5	5	-
<b>Invalidna djeca</b> <i>Disabled children</i>	2007.	-	-	-	52	52	-
	2008.	-	-	-	53	53	-
	2009.	7	7	-	12	12	-
	2010.	-	-	-	12	12	-
	2011.	-	-	-	19	19	-
	2012.	-	-	-	15	15	-

**USTANOVE SOCIJALNE SKRBI ZA ODRASLE OSOBE<sup>4</sup>**  
*SOCIAL WELFARE INSTITUTIONS FOR ADULT PERSONS*

**23. Korisnici prema starosti**

*Residents by age*

	Ukupno <i>Total</i>	Starost korisnika <i>Age of residents</i>							
		ispod 40 godina <i>under 40 years</i>	40 - 49	50 - 59	60 - 64	65 - 69	70 - 74	75 - 79	80 i više <i>80 and older</i>
2007.	2.574	126	205	299	250	343	486	436	429
2008.	2.638	95	178	368	238	281	419	515	544
2009.	2.784	92	176	351	244	242	445	532	702
2010.	2.804	88	216	335	211	201	464	522	767
2011.	2.954	88	188	334	240	218	428	646	812
2012.	3.290	73	197	355	232	252	407	723	1.051

<sup>4</sup>Od 2009. godine ustanova socijalne skrbi za odrasle osobe u Brčko distriktu BiH više nije u funkciji.

<sup>4</sup>From 2009 the Social welfare institutions for adult persons in District Brcko is not in function.

**24. Korisnici prema plaćanju boravka u domu**

*Residents by payment*

	Ukupno <i>Total</i>	Plaćaju boravište <i>Paying for residence</i>			Ne plaćaju boravište <i>Not paying for residence</i>
		svega <i>all</i>	u cjelosti <i>completely</i>	djelimično <i>partially</i>	
2007.	2.574	2.177	1.317	860	397
2008.	2.638	2.260	1.465	795	378
2009.	2.784	2.379	1.637	742	405
2010.	2.804	2.381	1.635	746	423
2011.	2.954	2.351	1.649	702	603
2012.	3.290	2.640	2.051	589	650



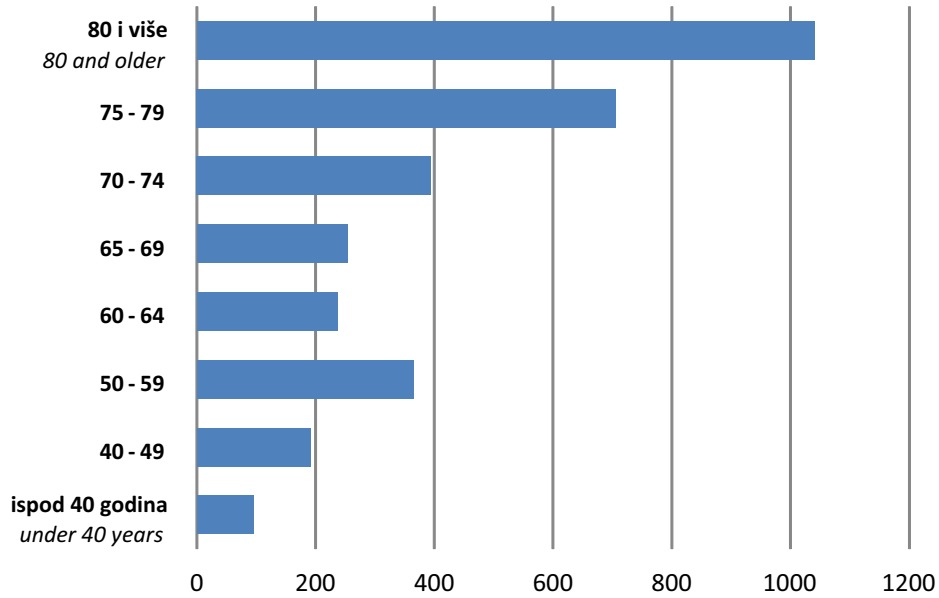
## 25. Korisnici prema razlogu smještaja

*Residents by reason for institutionalisation*

		<b>Svega</b> <i>All</i>	<b>Starost</b> <i>Old age</i>	<b>Teže</b> <b>kronično</b> <b>bolesni</b> <i>Severely</i> <i>chronically</i> <i>diseased</i>	<b>Duševne</b> <b>smetnje</b> <i>Mental</i> <i>disability</i>	<b>Fizički</b> <b>invaliditet</b> <i>Physical</i> <i>disability</i>	<b>Nesređene</b> <b>stambene</b> <b>prilike</b> <i>Housing</i> <i>troubles</i>	<b>Poremećeni</b> <b>odnosi u</b> <b>obitelji</b> <i>Disturbed</i> <i>family</i> <i>relations</i>	<b>Ostalo</b> <i>Other</i>
	<b>svega</b> <b>all</b>	<b>2.574</b>	<b>658</b>	<b>884</b>	<b>507</b>	<b>244</b>	<b>154</b>	<b>38</b>	<b>89</b>
<b>2007.</b>	muški <i>males</i>	1.048	267	364	214	104	56	13	30
	ženski <i>females</i>	1.526	391	520	293	140	98	25	59
	<b>svega</b> <b>all</b>	<b>2.638</b>	<b>698</b>	<b>914</b>	<b>562</b>	<b>217</b>	<b>188</b>	<b>36</b>	<b>23</b>
<b>2008.</b>	muški <i>males</i>	1.104	284	373	248	109	68	11	11
	ženski <i>females</i>	1.534	414	541	314	108	120	25	12
	<b>svega</b> <b>all</b>	<b>2.784</b>	<b>762</b>	<b>661</b>	<b>741</b>	<b>224</b>	<b>302</b>	<b>59</b>	<b>35</b>
<b>2009.</b>	muški <i>males</i>	1.122	260	242	357	109	117	27	10
	ženski <i>females</i>	1.662	502	419	384	115	185	32	25
	<b>svega</b> <b>all</b>	<b>2.804</b>	<b>953</b>	<b>636</b>	<b>774</b>	<b>233</b>	<b>138</b>	<b>47</b>	<b>23</b>
<b>2010.</b>	muški <i>males</i>	1.077	275	223	371	123	48	28	9
	ženski <i>females</i>	1.727	678	413	403	110	90	19	14
	<b>svega</b> <b>all</b>	<b>2.954</b>	<b>938</b>	<b>749</b>	<b>693</b>	<b>300</b>	<b>188</b>	<b>46</b>	<b>40</b>
<b>2011.</b>	muški <i>males</i>	1.158	311	272	324	137	64	21	29
	ženski <i>females</i>	1.796	627	477	369	163	124	25	11
	<b>svega</b> <b>all</b>	<b>3.290</b>	<b>1.158</b>	<b>688</b>	<b>809</b>	<b>348</b>	<b>187</b>	<b>47</b>	<b>53</b>
<b>2012.</b>	muški <i>males</i>	1.293	375	250	389	163	70	22	24
	ženski <i>females</i>	1.997	783	438	420	185	117	25	29

**Grafikon 12**  
Graph 12

**Korisnici ustanova socijalne skrbi za odrasle osobe prema starosti u 2012. godini**  
*Residents of social welfare institutions for adult persons by age in 2012*



**Grafikon 13**  
Graph 13

**Korisnici ustanova socijalne skrbi za odrasle osobe prema razlogu smještaja u 2012. godini**  
*Residents of social welfare institutions for adult persons by reason of institutionalisation in 2012*

