

AGENCIJA ZA STATISTIKU BOSNE I HERCEGOVINE
AGENCY FOR STATISTICS OF BOSNIA AND HERZEGOVINA



PRIOPĆENJE

FIRST RELEASE



Molimo korisnike da prilikom uporabe podataka obavezno navedu izvor
Users are kindly requested to mention the data source

GODINA/YEAR: 9

Sarajevo, 11. rujan 2014./11 September 2014

BROJ/NUMBER: 1

PRETHODNI PODACI

The Preliminary Data

ANKETA O RADNOJ SNAZI

LABOUR FORCE SURVEY

2014

Sarajevo, rujan / September 2014

Polovinom travnja 2014. godine provedena je, deveti puta, Anкета o radnoj snazi u Bosni i Hercegovini na uzorku od 10.555 kućanstava, od čega u Federaciji BiH 5.964, u Republici Srpskoj 3.565 i u Brčko Distriktu 1.026 kućanstava. Intervjuirane su sve osobe u uzorkom izabranim kućanstvima koje su prihvatile intervju.

Stopa neodziva bila je 16,3 %, odnosno prikupljeni su podaci o ekonomskoj aktivnosti i ostalim karakteristikama stanovništva za 8.837 kućanstava.

Prema ovim podacima u BiH radnu snagu (ekonomski aktivno stanovništvo) je činilo 1.120.000 osoba, dok je broj neaktivnih bio 1.445.000 osoba. U okviru radne snage bilo je 812.000 zaposlenih i 308.000 nezaposlenih osoba. U okviru zaposlenih osoba bilo je 32.000 neplaćenih pomažućih članova kućanstava.

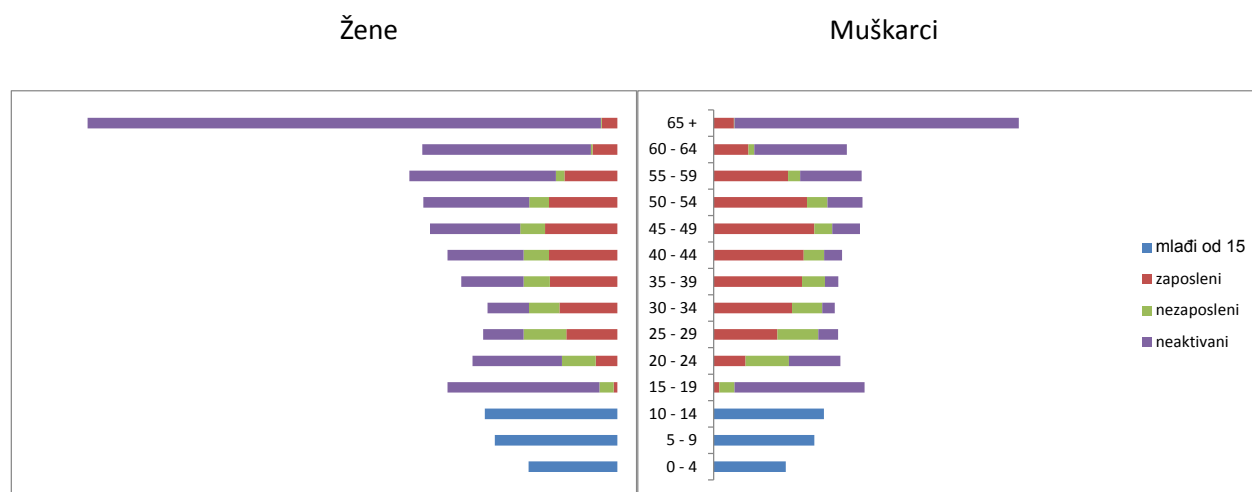
Labour force survey was carried out for the ninth time in B&H in April 2014. year, in the sample of 10.555 households in B&H, where in Federation B&H were 5.964 households, in Republic of Srpska were 3.565 and in Brcko District were 1.026 households. Interview was carried out with all individuals usually living in the selected households who accepted interview.

Nonresponse rate was 16,3%. In B&H interview was accepted in 8.837 households. Data collected from these households relate to economic activity and other characteristics of target population.

According to these data in B&H labour force numbered 1.120.000 persons and there were 1.445.000 inactive persons. Among the labour force there were 812.000 persons in employment and 308.000 unemployed persons. Among persons in employment there were 32.000 unpaid family workers.

Slika 1: Stanovništvo prema spolu i starosnim skupinama

Chart 1: Population by sex and age groups



Stopa nezaposlenosti bila je 27,5 % (25,2 % za muškarce i 31,2 % za žene), koliko je iznosila i u istom razdoblju 2013. godine (26,5 % za muškarce i 29,0 % za žene). Stopa nezaposlenosti bila je najviša među mladim osobama starosti 15 do 24 godine. To je iznosilo 62,7 % (61,0 % za muškarce i 65,4 % za žene).

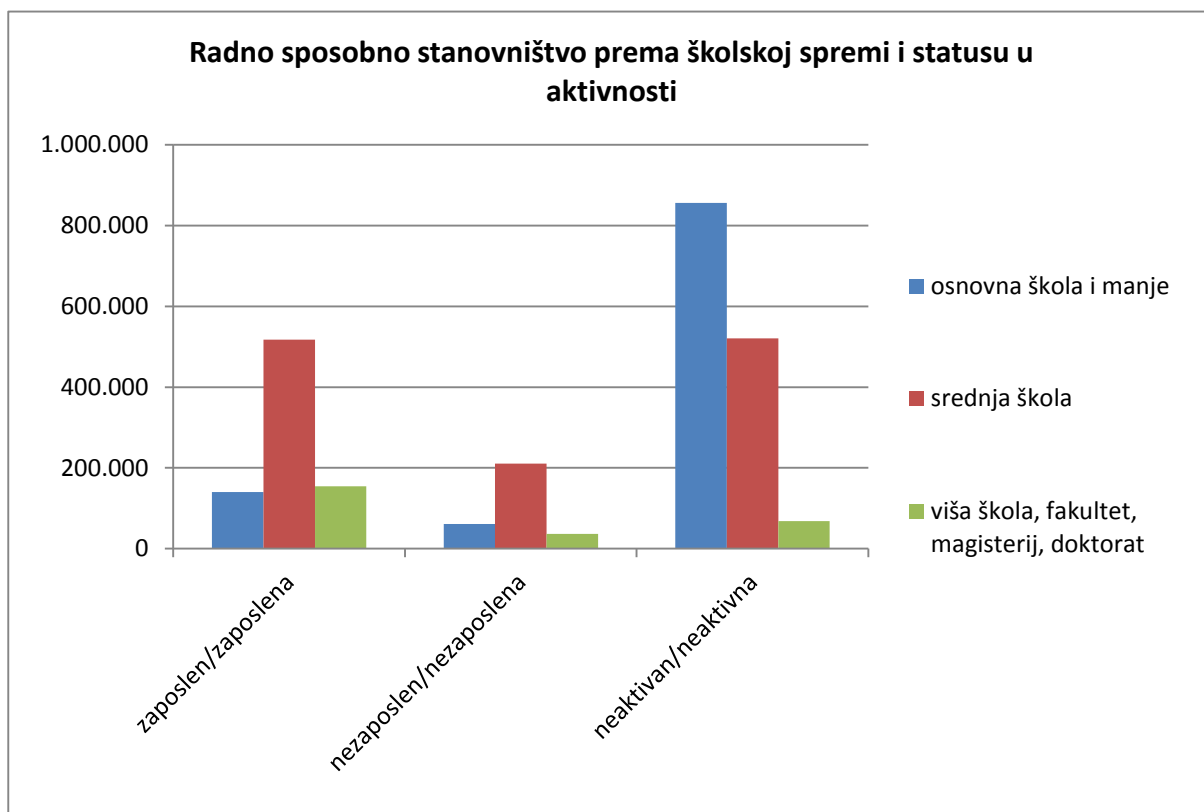
Stope aktivnosti i zaposlenosti prema podacima ARS 2014. su iznosile 43,7 % i 31,7 %, dok su u 2013. godini bile 43,6 % i 31,6 %. Stope su bile značajno više za muškarce nego za žene. Stope aktivnosti i zaposlenosti su bile najviše u starosnoj skupini 25 do 49 godina (73,2 % i 53,3 %).

The unemployment rate was 27,5% (25,2% for men and 31,2% for women), such as in the same period of 2013 (26,5% for men and 29,0% for women). Unemployment rate was the highest among young persons aged 15 to 24 years. It was 62,7% (61,0% for men and 65,4% for women).

The activity and employment rates in LFS 2014 were 43,7% and 31,7%, while in the same period 2013 year that were 43,6% and 31,6%. Both rates were higher for men than for women. The activity and the employment rates were by far the highest in the age group 25 to 49 years (73,2% and 53,3%).

Slika 2: Radno sposobno stanovništvo prema školskoj spremi i statusu u aktivnosti

Chart 2: Working age population by educational attainment and status in activity



Podaci pokazuju da u BiH ispod polovine radno sposobnog stanovništva (43,7 %) čine aktivne osobe, tj. one koje se na tržištu rada javljaju kao zaposlene i nezaposlene osobe.

Obrazovna struktura zaposlenih osoba pokazuje da najveći udio (63,7 %) ima završenu srednju školu, slijede zaposleni s akademskim obrazovanjem (19,0 %) i 17,3 % osoba sa osnovnom školom ili nižim obrazovanjem.

Nezaposlene osobe imaju donekle sličnu obrazovnu strukturu: 68,3 % osoba ima srednjoškolsko obrazovanje, 19,7 % su osobe sa osnovnim obrazovanjem ili niže, dok je 12,0 % završilo višu školu, fakultet, akademiju, magisterij ili doktorat.

Istodobno, podaci iz Ankete pokazuju nižu obrazovnu strukturu neaktivnih osoba starijih od 15 godina: među njima je gotovo 59,3 % osoba sa završenom osnovnom školom ili niže, 36,0 % su osobe sa srednjom školom, a preostalih 4,7 % su akademske obrazovane osobe.

Data show that half of the working age population in BiH (43,7%) were active persons, that is, persons who participate in the labour market as employed or unemployed.

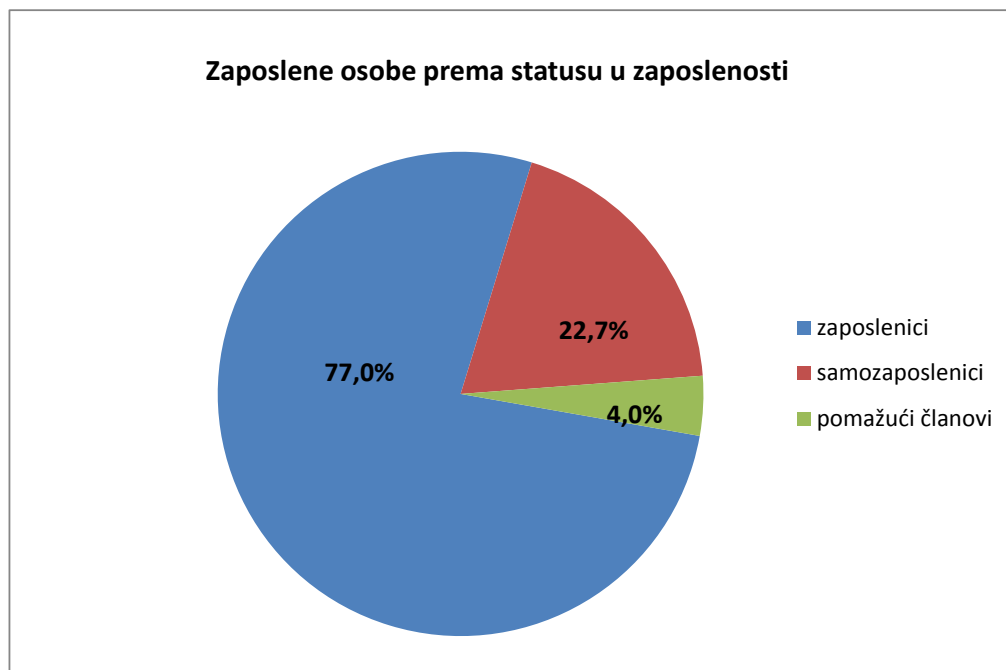
The educational structure of persons in employment shows that the largest share (63,7%) have persons who have finished the secondary school, followed by persons who have graduated from college, university or have postgraduate degrees (19,0%) and 17,3% of persons who finished the basic or lower education.

Unemployed persons have slightly different educational structure: 68,3% have finished secondary school, 19,7% are persons with basic or lower education, while 12,0% have graduated from college, university or have a postgraduate degree.

At the same time, data from the Labour Force Survey show that inactive persons older than 15 have lower educational structure. Amongst them, there are almost 59,3% of persons with basic or lower education, 36,0% with secondary school and remaining 4,7% have graduated from college, university or have a postgraduate degree.

Slika 3: Zaposlene osobe prema statusu u zaposlenosti

Chart 3: Persons in employment by status in employment

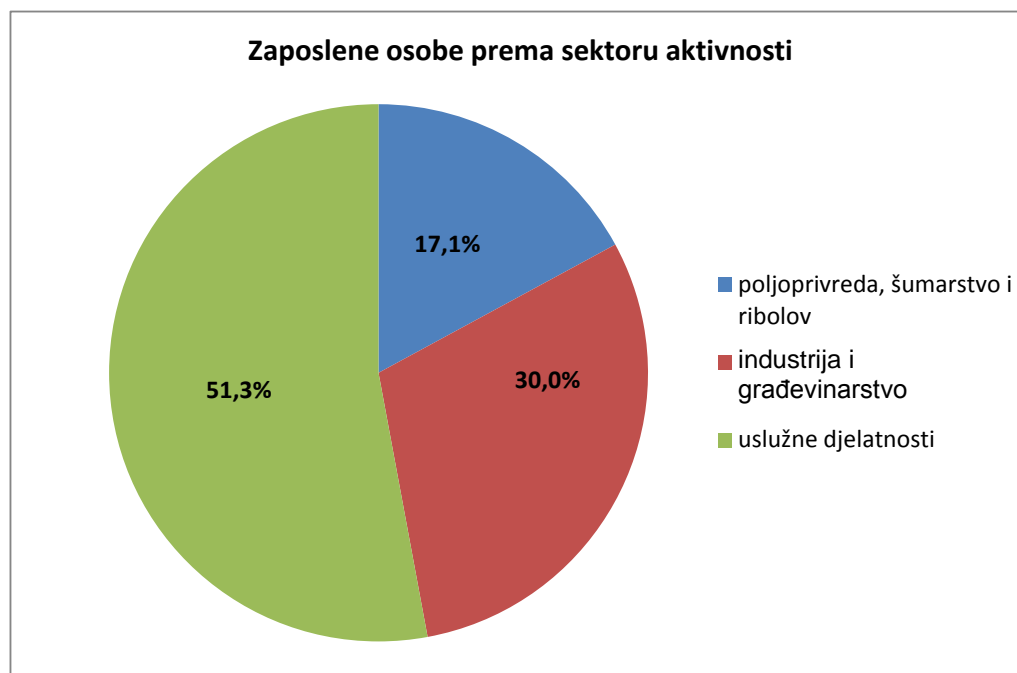


Struktura zaposlenih osoba prema statusu u zaposlenju pokazuje da osobe u plaćenju zaposlenosti (zaposlenici) imaju najveće učešće (77,0 %). Učešće samozaposlenih osoba je bilo 22,7 %, a neplaćenih pomažućih članova je bilo 4,0 %.

The structure of persons in employment by status in employment shows persons in paid employment present by far the greatest share (77,0%). The share of self-employed persons was 22,7%. The share of unpaid family workers was 4,0%.

Slika 4: Zaposlene osobe prema sektoru aktivnosti

Chart 4: Persons in employment by sectors of activity

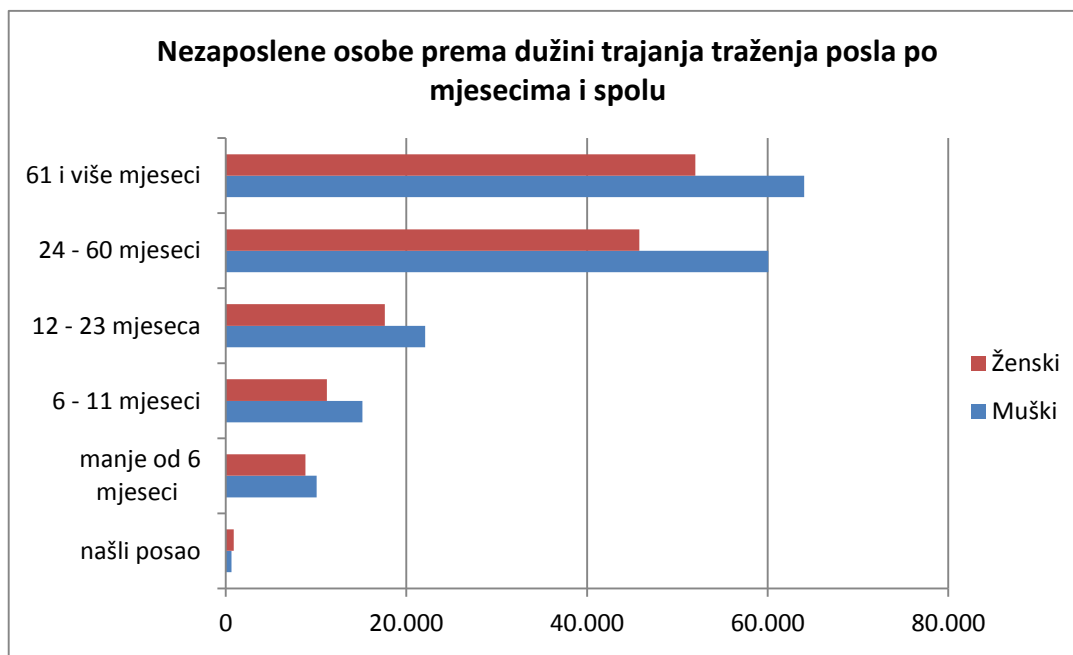


Struktura zaposlenih osoba prema sektoru aktivnosti pokazuje da je najveće učešće u sektoru usluga 51,3 %, zatim u sektoru industrije 30,0 % i u sektoru poljoprivrede 17,1 %.

The structure of persons in employment by sectors of activity shows that 51,3% of them worked in services, than in industry 30,0% and 17,1% in agriculture.

Slika 5: Nezaposlene osobe prema trajanju traženja posla u mjesecima i spolu

Chart 5: Unemployed persons by duration of job search in months and sex



U promatranom razdoblju 14,8 % nezaposlenih osoba traži posao kraće od 12 mjeseci, a čak 84,7 % nezaposlenih traži posao dulje od jedne godine, što je posljedica poslijeratnog stanja i tranzicije ekonomije u našoj zemlji.

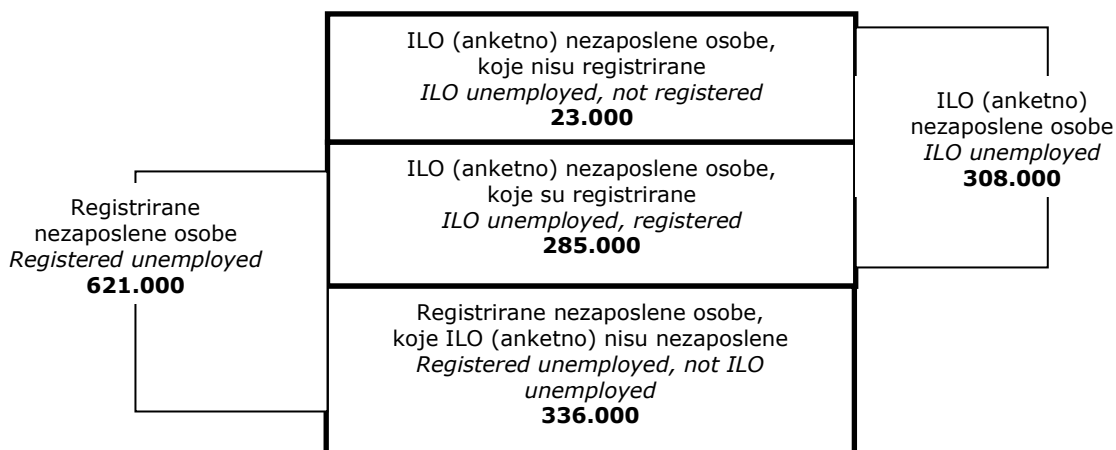
Učešće u nezaposlenosti je 19,7 % kod osoba sa završenom osnovnom školom i manje i srednjom školom (68,3 %), a najniža s visokom školom (12,0%).

In the observed period 14,8% unemployed persons sought work for less than 12 months, but 84,7% unemployed persons sought work for 1 year or more, what is the result of economic situation and transitional period in our country after the war.

The structure in unemployment was the approximately among persons with completed elementary school and less 19,7% and secondary school (68,3%) and the lowest among persons with university degree (12,0%).

Slika 6: Uporedba između registrirane i ILO (anketne) nezaposlenosti

Chart 6: Comparison between registered and ILO unemployment



Uporedba između registrovane (prema izjašnjenju ispitanika u anketi o prijavi Zavodima za zapošljavanje) i ILO (anketne) nezaposlenosti pokazuje da postoji značajna razlika između ova dva podatka. 92,4 % od ILO (anketno) nezaposlenih osoba je također bilo i registrirano kao nezaposleno.

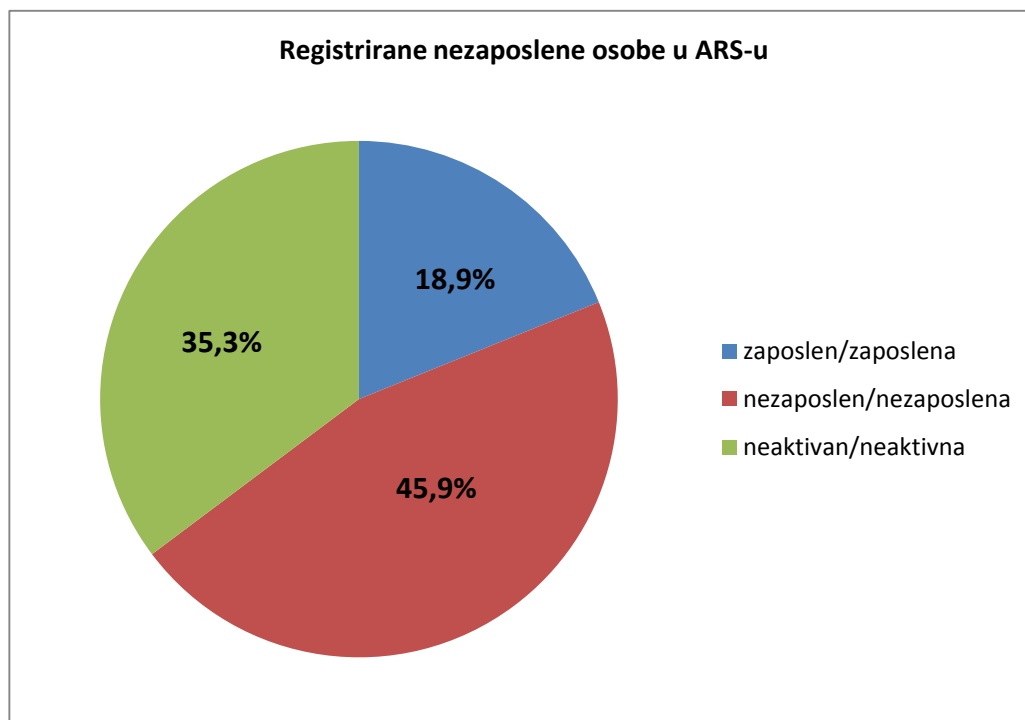
Broj registriranih osoba koje se vode kao nezaposlene osobe u Zavodima za zapošljavanje je veći za 313.000 osoba od ILO nezaposlenih osoba.

Comparison between registered unemployment and ILO unemployment shows significant differences between these two data. 92,4% of all ILO unemployed persons were also registered unemployed.

Number of registered unemployed persons in Unemployment Offices was higher for 313.000 persons than number of ILO unemployed persons.

Slika 7: Registrirane osobe prema statusu u ARS-u

Chart 7: Registered persons by LFS status

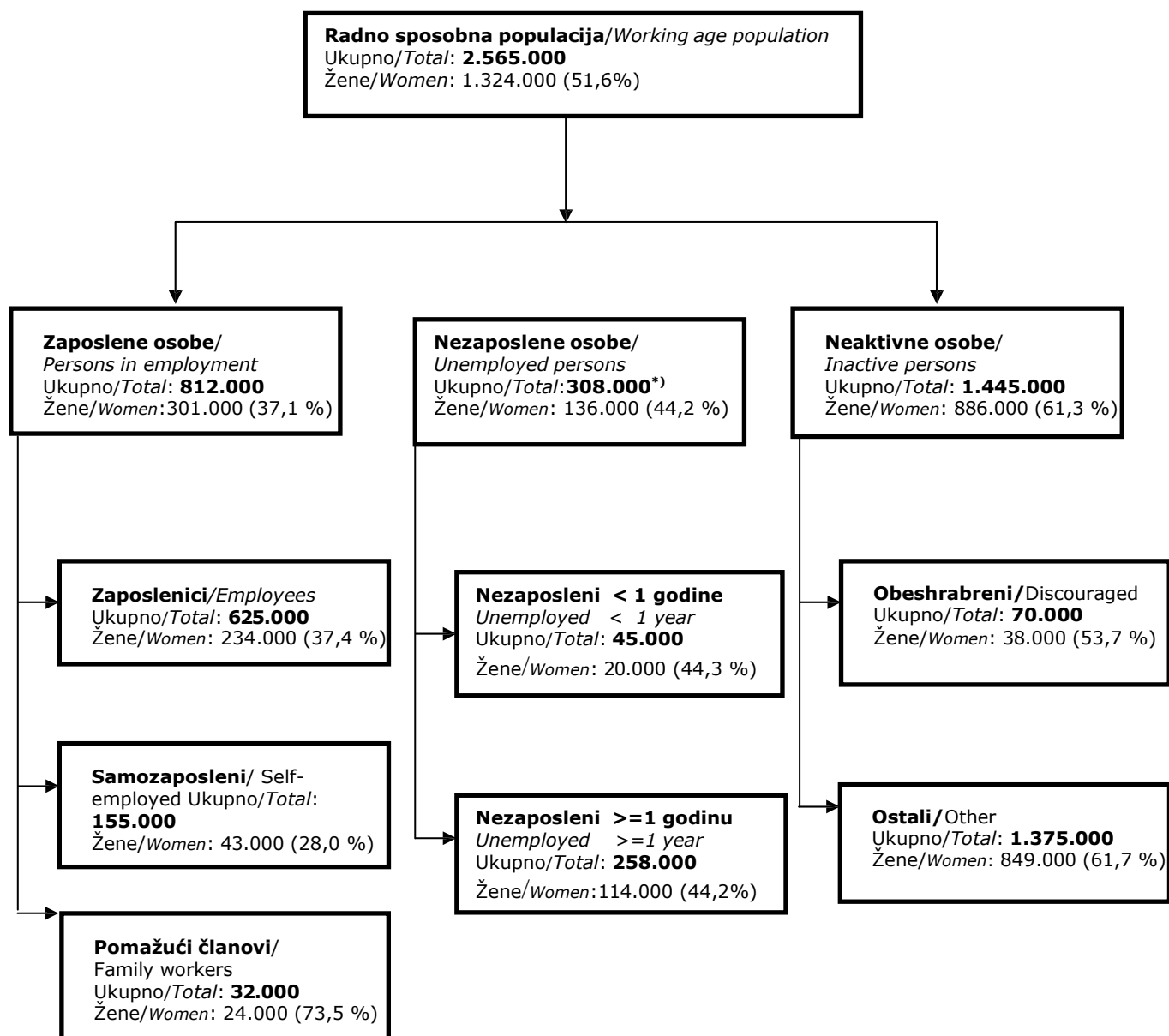


U strukturi ukupno registriranih osoba prema statusu u ARS 2014 45,9 % je bilo i ILO (anketno) nezaposlenih, dok je anketno zaposlenih bilo 18,9 % i anketno neaktivnih osoba 35,3 %.

The structure of all registered persons according to ILO definitions was as follows: 45,9% unemployed persons, 18,9% were persons in employment and 35,3% were inactive population.

Slika 8: Radno sposobno stanovništvo prema aktivnosti

Chart 8: Working age population by activity



(%) udio žena u pojedinim kategorijama

*) Za preliminarne podatke nije urađen proces imputacija i ostalih potrebnih obrada podataka.

*) The imputation process and other necessary data processings data have not been made for preliminary data.

Tablica 3. STRUKTURA RADNO SPOSOBNOG STANOVNIŠTVA PREMA OBRAZOVANJU I SPOLU
SHARE IN THE WORKING AGE POPULATION BY EDUCATIONAL LEVEL AND SEX

	Ženski / Female			Ukupno Total
	Zaposleni <i>Employed persons</i>	Nezaposleni <i>Unemployed persons</i>	Neaktivni <i>Inactive persons</i>	
Osnovna škola i manje <i>Primary school and less</i>	20,0	21,8	66,9	51,6
Srednja škola <i>Secondary school</i>	55,1	62,4	30,0	39,0
Viša, visoka škola, magisterij, doktorat <i>College, university, masters, doctoral degrees</i>	24,9	15,8	3,2	9,4
Ukupno <i>Total</i>	100,0	100,0	100,0	100,0
	Muški / Male			Ukupno Total
	Zaposleni <i>Employed persons</i>	Nezaposleni <i>Unemployed persons</i>	Neaktivni <i>Inactive persons</i>	
Osnovna škola i manje <i>Primary school and less</i>	15,7	18,1	47,2	30,2
Srednja škola <i>Secondary school</i>	68,8	73,0	45,6	58,9
Viša, visoka škola, magisterij, doktorat <i>College, university, masters, doctoral degrees</i>	15,5	8,9	7,2	10,9
Ukupno <i>Total</i>	100,0	100,0	100,0	100,0
	Ukupno / Total			Ukupno Total
	Zaposleni <i>Employed persons</i>	Nezaposleni <i>Unemployed persons</i>	Neaktivni <i>Inactive persons</i>	
Osnovna škola i manje <i>Primary school and less</i>	17,3	19,7	59,3	41,2
Srednja škola <i>Secondary school</i>	63,7	68,3	36,0	48,7
Viša, visoka škola, magisterij, doktorat <i>College, university, masters, doctoral degrees</i>	19,0	12,0	4,7	10,1
Ukupno <i>Total</i>	100,0	100,0	100,0	100,0

Tablica 4. STRUKTURA ZAPOSLENIH PREMA PODRUČJIMA KD-a I SPOLU

EMPLOYED POPULATION BY NACE AND BY SEX

	Ženski <i>Female</i>	Muški <i>Male</i>	Ukupno <i>Total</i>
Poljoprivredne djelatnosti <i>Agriculture</i>	17,5	16,8	17,1
Nepoljoprivredne djelatnosti <i>Industry</i>	16,1	38,2	30,0
Uslužne djelatnosti <i>Services</i>	66,4	45,0	52,9
Ukupno <i>Total</i>	100,0	100,0	100,0

Tablica 5. NEZAPOSLENI PREMA DULJINI TRAŽENJA POSLA
UNEMPLOYED PERSONS BY DURATION OF JOB SEARCH

	Ženski <i>Female</i>	Muški <i>Male</i>	Ukupno <i>Total</i>
našli posao, ali još uvijek ne rade <i>found a job but still not working</i>	0,7	0,4	0,5
5 mjeseci i manje od 5 mjeseci <i>5 months and less than 5 months</i>	6,5	5,9	6,2
6 - 11 mjeseci <i>6 - 11 months</i>	8,3	8,9	8,6
12 - 23 mjeseca <i>12 - 23 months</i>	13,1	12,9	13,0
24 - 60 mjeseci <i>24 - 60 months</i>	33,5	35,3	34,5
61 i više mjeseci <i>61 months and more</i>	37,9	36,6	37,2
Ukupno <i>Total</i>	100,0	100,0	100,0

METODOLOŠKA OBJAŠNJENJA

Cilj Ankete radne snage

Anketa radne snage je najobuhvatnija anketa kućanstava u BiH. Njen cilj je prikupiti podatke o situaciji na tržištu rada u Bosni i Hercegovini. Anketom se prikupljaju podaci o veličini, strukturi i karakteristikama radne snage i neaktivne populacije u Bosni i Hercegovini.

Anketa radne snage u BiH provedena je sukladno preporukama i definicijama Međunarodne organizacije rada (ILO), usvojenim na 13. Međunarodnoj konferenciji statističara rada i sukladno preporukama Eurostata. Ovo omogućava usporedivost podataka iz Ankete radne snage s drugim zemljama.

Jedinica promatranja i jedinica anketiranja

Jedinica promatranja u anketi je kućanstvo koje živi u stambenoj jedinici izabranoj u uzorak.

Kućanstvom se smatra svaka obiteljska ili druga zajednica osoba koja se izjasni da zajedno stanuju i zajednički troše svoje prihode za podmirivanje osnovnih životnih potreba.

Jedinica anketiranja je član izabranog kućanstva.

Obuhvat istraživanja

Ciljano stanovništvo u Anketi radne snage je svo rezidentno stanovništvo, tj. ono koje boravi na teritoriju BiH 12 mjeseci i dulje. Istraživanjem je obuhvaćeno samo stanovništvo koje živi u privatnim kućanstvima.

Privremeno odsutni članovi kućanstava (kraće od 12 mjeseci), bez drugog uobičajenog boravišta i dalje pripadaju kućanstvu, tj. uključeni su u anketiranje.

Osobe koje su odsutne iz kućanstva više od 12 mjeseci ne obuhvaćaju se, tj. ne smatraju se članovima kućanstva. Izuzetak su osobe koje su odsutne više od 12 mjeseci iz kućanstva, ali su i dalje ekonomski vezane za kućanstvo, tj. ako je razlog njihove odsutnosti: školovanje, rad/zaposlenje u BiH i rad/zaposlenje kod domaćeg poslodavca izvan BiH.

Referentno razdoblje

Anketirane osobe su razvrstane na zaposlene, nezaposlene i neaktivne prema njihovom statusu u referentnom tjednu, tj. tjednu promatranja. To je tjedan (od ponedjeljka do nedjelje) koji prethodi tjednu intervjua. Intervju je proveden od 14. travnja do 30. travnja 2014., dok je referentni tjedan bio od 7. do 13. travnja 2014. godine.

Bazni koncepti i definicije

Radno sposobno stanovništvo obuhvaća sve osobe starosti 15 i više godina.

Zaposlene osobe su one koje su tijekom referentnog tjedna (od ponedjeljka do nedjelje) obavljale bilo kakav posao za plaću (u gotovini ili naturi) ili za obiteljsku korist. Osobe koje nisu radile u referentnom tjednu, ali imaju posao s kojeg su bile privremeno odsutne su također uključene u zaposlene.

Neplaćeni pomažući članovi su oni koji nisu bili u plaćenju zaposlenosti niti su bili samozaposleni u referentnom tjednu, ali su obavljali neki posao na obiteljskom imanju, u obiteljskoj tvrtki ili nekom drugom obliku obiteljskog biznisa. Oni normalno ne primaju redovitu plaću.

Osobe koje rade nepuno radno vrijeme su sve osobe čije je uobičajeno radno vrijeme kraće od zakonski propisanog.

Podzaposlene osobe su one zaposlene osobe koje rade kraće od zakonski propisanog radnog vremena, ali žele da rade više i spremne su da prihvate više posla u naredna dva tjedna (u okviru postojećeg posla, dodatni posao pored postojećeg ili drugi - novi posao).

Nezaposlene osobe su one koje tijekom referentnog tjedna (tjedan koji je prethodio intervjuu):

- nisu radile (nisu u plaćenju zaposlenosti ili samozaposlenosti niti su radile bilo kakav plaćeni posao);
- aktivno su tražile posao (poduzele su specifične korake u posljednja 4 tjedna da pronađu zaposlenje ili samozaposlenje);
- bile su trenutno raspoložive za rad (u okviru dva tjedna).

Osobe koje su pronašle posao koji će početi da rade u narednom razdoblju su također uključene u nezaposlene osobe.

Radnu snagu ili ekonomski aktivno stanovništvo čine sve zaposlene i nezaposlene osobe.

Neaktivne osobe su one koje imaju 15 i više godina i koje nisu svrstane niti u zaposlene niti u nezaposlene osobe.

Stopa aktivnosti predstavlja procentualno učešće radne snage u radno sposobnom stanovništvu.

Stopa zaposlenosti predstavlja procentualno učešće zaposlenih osoba u radno sposobnom stanovništvu.

Stopa nezaposlenosti predstavlja procentualno učešće nezaposlenih osoba u radnoj snazi.

Metodološke razlike između administrativnih podataka o zaposlenima i podataka dobivenih Anketom radne snage

Podaci dobiveni iz administrativnih izvora i iz Ankete radne snage razlikuju se u pogledu:

- Izvora: administrativni podaci se baziraju na istraživanjima zaposlenih putem mjesečnog upitnika Rad-1 koji se prikuplja od poslovnih subjekata, dok se anketni podaci temelje na procjenjivanju podataka na bazi uzorka kućanstava.
- Razdoblju promatranja: administrativni podaci se odnose na zadnji dan mjeseca, dok se anketni podaci odnose na aktivnost ispitanika u referentnom tjednu.
- Razdoblje izvješća: administrativni podaci se prikupljaju mjesečno, dok se anketa provodi jedanput godišnje.
- Kategorije uključene u zaposlene osobe: administrativni podaci pokrivaju samo osobe u formalnoj zaposlenosti, dok anketni podaci uključuju i vlasnike poljoprivrednih imanja i neplaćene pomažuće članove obitelji i osobe koje su u tjednu promatranja obavljale bilo kakav posao za zaradu (u novcu ili naturi), profit itd.
- Publiciranje rezultata: administrativni podaci se objavljuju u dva odvojena izdanja (mjesečno u formi stalnog izvješća i godišnje u formi predmetnog biltena), dok se rezultati ankete objavljuju samo godišnje (nakon obavljenog istraživanja).

Metodološke razlike između administrativnih podataka o nezaposlenima i podataka dobivenih Anketom radne snage

Podaci dobiveni iz administrativnih izvora i iz Ankete radne snage razlikuju se u pogledu:

- Izvora: administrativni podaci se temelje na evidenciji nezaposlenih osoba u Zavodu za zapošljavanje, dok se anketni podaci temelje na procjenjivanju podataka na bazi uzorka kućanstava.
- Razdoblju promatranja: administrativni podaci se odnose na zadnji dan mjeseca, dok se anketni podaci odnose na aktivnost ispitanika u referentnom tjednu.
- Razdoblje izvješća: administrativni podaci se prikupljaju mjesečno, dok se anketa provodi jedanput godišnje.
- Kategorije uključene u nezaposlene osobe: administrativni podaci pokrivaju sve osobe prijavljene na birou za zapošljavanje prema kriterijima definiranim od istih, dok anketni podaci uključuju samo osobe koje zadovoljavaju jasne kriterije definirane od strane Međunarodne organizacije rada (ILO-a), tj. osobe koje u referentnom tjednu nisu radile – nisu obavljale bilo kakvu aktivnost za plaću, zaradu ili obiteljsku korist; aktivno su tražile zaposlenje u prethodna 4 tjedna i raspoložive su za posao – spremne su da prihvate posao u naredna dva tjedna. Nezaposlene su također i osobe koje nisu tražile zaposlenje u prethodna 4 tjedna jer su već pronašle zaposlenje, ali još nisu otpočele s radom, nego će početi da rade ubrzo nakon provođenja ankete. Prilikom pripreme preliminarnih podataka, nisu urađene imputacije i druge neophodne obrade podataka.
- Publiciranje rezultata: administrativni podaci se objavljuju u mjesečnoj dinamici i preuzimaju se od Zavoda za zapošljavanje i publiciraju u sklopu mjesečnog biltena, dok se rezultati ankete objavljuju samo godišnje (nakon obavljenog istraživanja).

Uzorak

Posljednji Popis stanovništva u BiH proveden je 1991. godine. Budući da je nakon toga došlo do velikih pomjeranja stanovništva, a kako je Anketa istraživanje bazirano na uzorkom izabranim kućanstvima kao jedinicama promatranja, bilo je neophodno osigurati ažurnije podatke na temelju kojih bi se odabrao uzorak.

Uz pomoć UNDP-a formuliran je i proveden projekt Ažuriranja okvira uzorka u BiH, za koji je financijska sredstva osigurala Vlada Velike Britanije, putem svog Odjela za međunarodni razvoj (DFID). U okviru projekta formiran je Prošireni master uzorak ažuriranjem 1.456 popisnih krugova u razdoblju siječanj-veljača 2006. godine. Iz Proširenog master-uzorka izvršen je izbor 10.555 kućanstva za BiH.

Uzorak je dizajniran kao stratificirani dvoetajni slučajni uzorak.

Ponderi su izračunati u dva koraka. U prvom koraku svakom odabranom kućanstvu je pridružen ponder odabira iz uzorka kao inverzna vrijednost vjerojatnoće izbora svakog kućanstva. U drugom koraku je urađeno prilagođavanje po temelju neodziva. Nije urađena poststratifikacija, odnosno prilagođavanje pondera po starosnim skupinama i spolu zbog nepostojanja pouzdanih procjena stanovništva po spolu i starosnim skupinama.

METHODOLOGICAL EXPLANATIONS

The purpose of the Labour Force Survey

The Labour Force Survey is the most comprehensive official household survey in B&H. It is aimed to collect data on the situation on the labour market in B&H. It provides data on size, structure and characteristics of the labour force and inactive population in B&H.

The B&H LFS was carried out in compliance with the International Labour Organisation (ILO) guidelines for labour force statistics, adopted at the 13th International Conference of Labour Statistics, and with Eurostat requirements which refer to the harmonised EU survey. This enables the comparability of the results with other countries.

Observation units

were all households usually living in the selected dwelling units. A household is a group of people (family or other community), living together in the same dwelling and sharing expenditures. A survey unit is a member of a sampled household.

Scope of the survey

The definition of the target population followed the criterion for the resident population, i.e. all persons whose usual place of residence was on the territory of the Federation of B&H (12 months and more). The survey covered only the population living in private households.

Temporarily absent members of the households (less than 12 months) without any other habitual residence were also included in the household. Absent members of the household more than 12 months were excluded from the survey. Exception were the persons who were absent more than 12 months but had a strong economic relationship with the household e.g. if the reason for their absence was: education, work/employment in B&H and work/employment with a local employer outside B&H.

Reference period

Persons are included among persons in employment, unemployment or inactive according to their activity **in the week preceding the interview** (from Monday to Sunday). Interview was carried out from 14. April to 30. April 2014, and the reference week was from 07. to 13. April 2014 year.

Basic concepts and definitions

Working age population comprises all persons aged 15 years and over.

Persons in employment are those who during the last week (from Monday to Sunday) prior to the interview did any work for payment (in cash or kind) or family gain. Persons who were not working but had a job from which they were temporarily absent are also included.

Unpaid family workers are those who were not in paid employment or self-employment during the last week prior to the interview, but did some work on the family farm, in the family enterprise or some other kind of family gainful activity; they normally do not receive regular payment.

Persons in part-time employment are those who usually work less than legislated hours per week.

Underemployed persons are those who usually work less than legislated hours per week but would like to work more and are prepared to accept more work in the next two weeks (within their present work, with additional work or with other work).

Unemployed persons are those who during the last week prior to the interview:

- did not work (not in paid employment or self-employment and did not do any paid work);
- were actively seeking work (specific steps taken in past four weeks to seek paid employment or self-employment);
- were currently available for work (within two weeks).

Persons who had found a job to start later are also included among unemployed persons.

The labour force are persons in employment and unemployed persons.

Inactive persons are those, aged 15 years and over, who are not classified as persons in employment or as unemployed persons.

Activity rate represents the labour force as a percentage of the working age population.

Employment/population ratio represents persons in employment as a percentage of the working age population.

Unemployment rate represent unemployment persons as a percentage of the labour force.

Methodological differences between administrative data and data obtained by Labour Force Survey of persons in employment

Administrative data and data obtained by LFS differ regarding:

- **source:** administrative data are based on the monthly statistical survey Rad-1 which are obtained from enterprises, while Labour Force Survey data are result of estimates based on the statistical sample.
- **reporting period:** administrative data are extracted on the last day of the month while survey data refer to the activity of the respondent in the reference week (from Monday to Sunday).
- **observation period:** administrative data are extracted on the last day of the month while the Labour Force Survey is carried out once a year.
- **categories included in persons in paid employment:** administrative data cover only persons in paid employment with employment contracts while the Labour Force Survey also covers owners of farms, unpaid family workers and persons working under contracts for work or for direct payment, i.e. persons who in the reference week (from Monday to Sunday) performed any work for payment (in money or in kind), profit or family gain.
- **publication:** administrative data are published in two separate issues (regularly monthly and yearly - in form of bulletin), while Labour Force Survey data are published once a year in Labour Force Survey results, when LFS is finished.

Methodological differences between administrative data and data obtained by Labour force survey of unemployed persons

Administrative data and data obtained by LFS differ regarding:

- **source:** administrative data are obtained from the Register of Unemployed Persons, which is kept by the Employment Service of Federation B&H. In administrative data we have full coverage while Labour Force Survey results are estimates based on the statistical sample.
- **reporting period:** administrative data are extracted on the last day of the month while survey data refer to the activity of the respondent in the reference week (from Monday to Sunday).
- **observation period:** administrative data are extracted on the last day of the month while Labour Force Survey is carried out once a year.
- **definitions of unemployed persons:** administrative data on unemployed persons are persons who are registered by the employment office and fulfil all criteria defined by the Employment Office. According to the Labour Force Survey unemployed persons are persons who in the reference week (from Monday to Sunday) did not perform any work for payment (in money or in kind), profit or family gain but has been actively seeking work in the last four weeks before the interview and is prepared to accept it in next two weeks. Unemployed persons are also those who found work and will start working shortly after the interview. The imputation process and other necessary data processings data have not been made for preliminary data.
- **publication:** administrative data are published monthly and are obtained by the Employment Office. Labour Force survey data are published once a year in Labour Force Survey results.

Sample

The last census in Bosnia and Herzegovina was taken in 1991. Considering the major migrations of the population since then, and the fact that the Survey research is based on the random sample of household as unit of observation, it was necessary to provide up-to-date data base on which the sample could be selected. UNDP supported formulation and implementation of the Sample Frame Update project, for which funding was provided by the Government of the UK through its Department for International Development (DFID). Within this project an Expanded Master Sample was established by updating the information for 1.456 census areas in the period of January/February 2006. 10.555 households from Bosnia and Herzegovina were selected from the Expanded Master Sample.

The sample was designed as a stratified two-stage random sample.

Weights were calculated in two steps. In the first step, each of the selected households was allocated the weight the weight of the sample selection as the inverted value of probability of selecting each household. In the second step, adjustment were made on the basis of failure to respond. Poststratification, i.e. adjustment of weights per age group and gender, was not executed due to lack of reliable estimates of population per age group or gender.

Posebna zahvalnost svim anketiranim kućanstvima

Special acknowledgements to all of the interviewed households

Izdaje i tiska Agencija za statistiku Bosne i Hercegovine

Published and printed by the Agency for Statistics of Bosnia and Herzegovina

Sarajevo, Zelenih beretki 26,

Telefon/phone: (033) 911-911,

Telefaks/fax: (033) 220-622

Odgovara: Zdenko Milinović, ravnatelj

Person responsible: Zdenko Milinović, Director General

Priredili: Svjetlana Kezunović, Jasna Isaković

Prepared by: Ms Svjetlana Kezunović, Ms Jasna Isaković

Naklada: 200 primjeraka

200 copies printed

Elektronička pošta/e-mail: bhas@bhas.ba

Internetske stranice/Web site: <http://www.bhas.ba>