



# FIRST RELEASE



Users are kindly requested to mention the data source

YEAR XI

SARAJEVO, 06.07.2017.

NUMBER 04

## TOURISM STATISTICS

### Cumulative data, January – May 2017

In the period from January –May 2017 tourists realised 436,485 tourists arrivals which represent the increase by 8.7% and 884,999 overnight stays which is increase by 9.3% as compared to the same period of 2016.

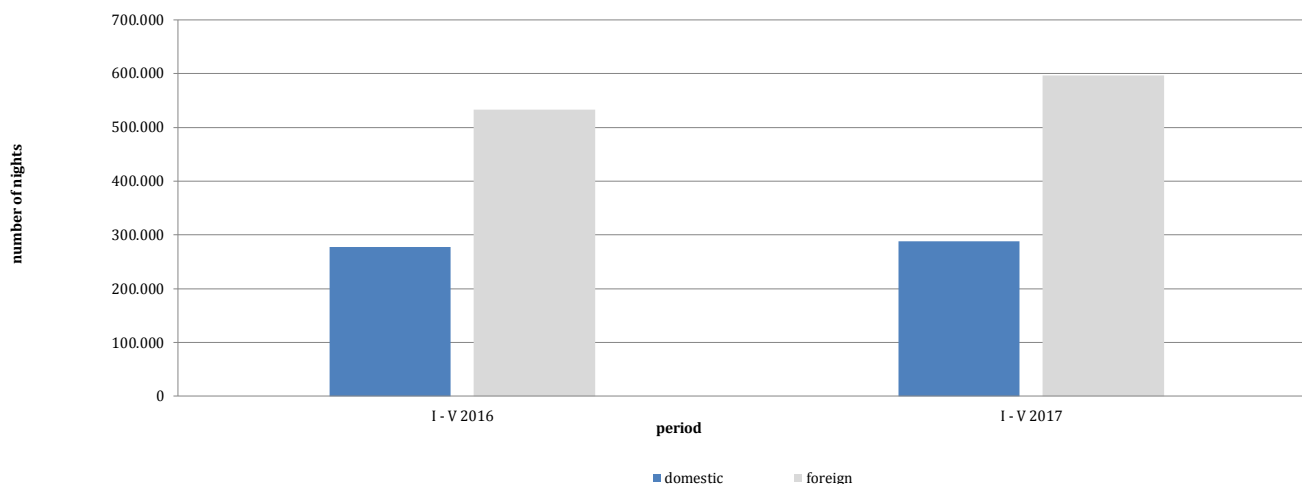
The number of domestic tourist nights increased by 4.1% and number of foreign tourist nights increased by 12.0% as compared to the same period of 2016. Domestic tourist's share of total number of overnight stays was 32.6% and foreign tourists share was 67.4%.

Concerning the structure of foreign tourist nights , most of them (55.9%) were realised by tourists from Croatia (17.5%), Serbia (10.5%), Turkey (8.7%), Slovenia (5.6%), Italy (5.5%), United Arab Emirates (4.1%) and Germany (4.0%). Tourists from other countries realised 44.1% of tourist nights.

Regarding the average detention of foreign tourist stays, on the first place come Ireland and Malta with average stay by 3.5 nights, Kuwait with 3.4 nights, Katar with 3.2 nights, Bahrein with 3.1 nights and Denmark with 3.0.

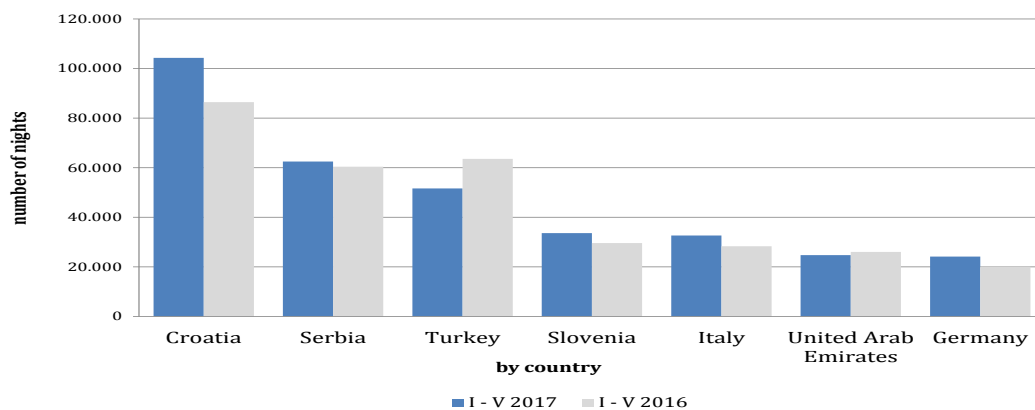
According to the type of accommodation facility the highest number of nights was recorded in Hotels and similar accommodation with share of 93,3%.

Tourist nights, January - May 2016 and 2017



	ARRIVALS			NIGHTS			I - V 2017	
	I - V 2016	I - V 2017	Indices $\frac{I - V 2017}{I - V 2016}$	I - V 2016	I - V 2017	Indices $\frac{I - V 2017}{I - V 2016}$	Structure of nights %	Average number of nights by arrivals
<b>TOTAL</b>	<b>401,436</b>	<b>436,485</b>	<b>108.7</b>	<b>809,788</b>	<b>884,999</b>	<b>109.3</b>	<b>100.0</b>	<b>2.0</b>
Domestic tourist	147,080	150,874	102.6	277,164	288,613	104.1	32.6	1.9
Foreign tourist	254,356	285,611	112.3	532,624	596,386	112.0	67.4	2.1

**Foreign tourist nights by country of residence January - May 2016 and 2017**



**Table 2 : Foreign tourist arrivals and nights by country of residence**

	ARRIVALS			NIGHTS			I - V 2017	
	I - V 2016	I - V 2017	Indices $\frac{I - V 2017}{I - V 2016}$	I - V 2016	I - V 2017	Indices $\frac{I - V 2017}{I - V 2016}$	Structure of nights %	Average number of nights by arrivals
<b>TOTAL</b>	<b>254,356</b>	<b>285,611</b>	<b>112.3</b>	<b>532,624</b>	<b>596,386</b>	<b>112.0</b>	<b>100.0</b>	<b>2.1</b>
Albania	1,483	1,780	120.0	2,815	3,404	120.9	0.6	1.9
Austria	7,742	8,410	108.6	14,501	15,863	109.4	2.7	1.9
Belgium	1,099	1,650	150.1	2,834	3,284	115.9	0.6	2.0
Bulgaria	2,492	3,506	140.7	4,560	5,872	128.8	1.0	1.7
Montenegro	5,092	6,315	124.0	12,502	13,994	111.9	2.3	2.2
Czech Republic	1,125	1,554	138.1	2,459	2,850	115.9	0.5	1.8
Denmark	872	1,240	142.2	2,639	3,681	139.5	0.6	3.0
Estonia	72	103	143.1	186	288	154.8	0.0	2.8
Finland	532	623	117.1	1,037	1,174	113.2	0.2	1.9
France	4,102	4,359	106.3	10,524	10,623	100.9	1.8	2.4
Greece	1,298	990	76.3	2,544	1,810	71.1	0.3	1.8
Netherlands	3,336	3,722	111.6	9,315	10,569	113.5	1.8	2.8
Croatia	35,611	40,836	114.7	86,418	104,273	120.7	17.5	2.6
Ireland	927	1,107	119.4	3,602	3,869	107.4	0.6	3.5
Iceland	68	61	89.7	169	118	69.8	0.0	1.9

(continued on next page)

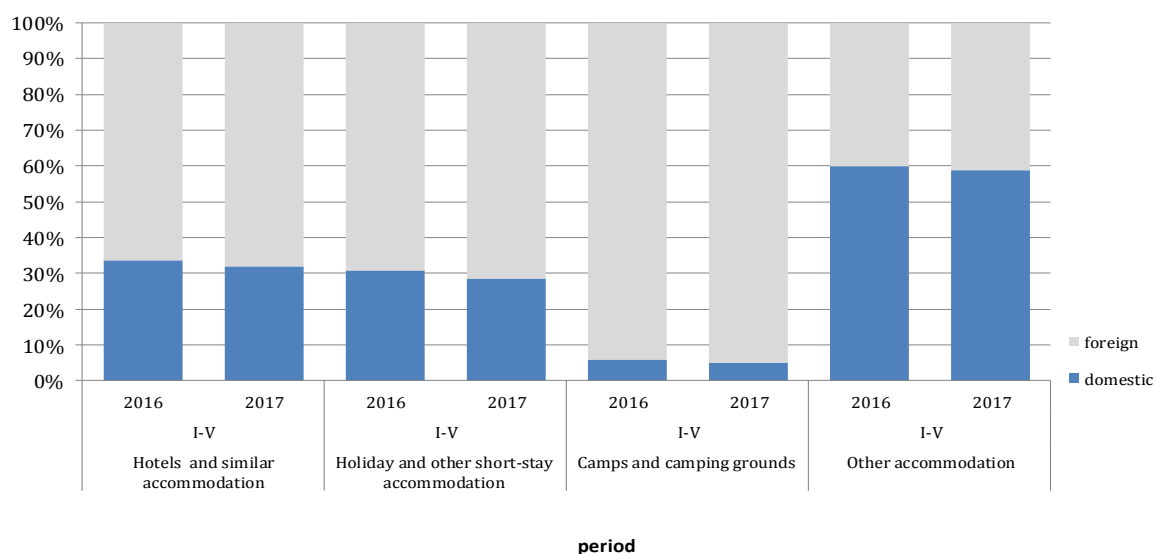
(continued)

	ARRIVALS			NIGHTS			I - V 2017	
	I - V 2016	I - V 2017	Indices <u>I-V 2017</u> I - V 2016	I - V 2016	I - V 2017	Indices <u>I - V 2017</u> I - V 2016	Structure of nights %	Average number of nights by arrivals
Italy	10,964	13,848	126.3	28,310	32,642	115.3	5.5	2.4
Cyprus	49	152	310.2	128	256	200.0	0.0	1.7
Latvia	74	79	106.8	183	155	84.7	0.0	2.0
Lithuania	231	270	116.9	593	397	66.9	0.1	1.5
Luxembourg	117	106	90.6	259	215	83.0	0.0	2.0
Hungary	2,551	2,724	106.8	4,466	5,583	125.0	0.9	2.0
FYR of Macedonia	2,948	3,384	114.8	6,444	7,184	111.5	1.2	2.1
Malta	35	42	120.0	110	146	132.7	0.0	3.5
Norway	1,250	1,402	112.2	2,797	3,532	126.3	0.6	2.5
Germany	9,105	11,017	121.0	20,074	24,140	120.3	4.0	2.2
Poland	4,783	5,891	123.2	8,370	10,453	124.9	1.8	1.8
Portugal	275	585	212.7	636	1,087	170.9	0.2	1.9
Romania	1,147	1,670	145.6	3,042	4,873	160.2	0.8	2.9
Russian Federation	1,190	1,551	130.3	2,711	3,345	123.4	0.6	2.2
Slovakia	661	890	134.6	1,496	1,688	112.8	0.3	1.9
Slovenia	16,465	18,400	111.8	29,589	33,585	113.5	5.6	1.8
Serbia	28,505	29,314	102.8	60,397	62,499	103.5	10.5	2.1
Spain	1,485	1,861	125.3	2,883	3,385	117.4	0.6	1.8
Switzerland (including Liechtenstein)	2,669	3,042	114.0	5,830	6,450	110.6	1.1	2.1
Sweden	2,721	3,405	125.1	6,038	8,153	135.0	1.4	2.4
Turkey	36,947	29,465	79.7	63,569	51,593	81.2	8.7	1.8
United Kingdom	3,021	3,732	123.5	6,965	9,483	136.2	1.6	2.5
Ukraine	462	600	129.9	1,062	1,222	115.1	0.2	2.0
Other European countries	918	990	107.8	2,494	2,025	81.2	0.3	2.0
Egypt	481	312	64.9	1,118	826	73.9	0.1	2.6
South Africa	62	172	277.4	376	490	130.3	0.1	2.8
Other African countries	281	557	198.2	865	1,447	167.3	0.2	2.6
Canada	1,139	1,387	121.8	2,202	2,659	120.8	0.4	1.9
USA	6,317	7,606	120.4	13,610	16,343	120.1	2.7	2.1
Other Northern American countries	84	304	361.9	200	482	241.0	0.1	1.6
Brazil	733	935	127.6	1,319	1,823	138.2	0.3	1.9
Other Southern and Central American countries	1,036	1,319	127.3	1,972	2,581	130.9	0.4	2.0
Bahrain <sup>1)</sup>	1,752	1,829	104.4	4,765	5,593	117.4	0.9	3.1
India	674	519	77.0	1,482	1,343	90.6	0.2	2.6
Iran	67	119	177.6	164	351	214.0	0.1	2.9
Israel	538	1,597	296.8	1,028	3,908	380.2	0.7	2.4
Japan	2,539	2,125	83.7	3,252	2,788	85.7	0.5	1.3
Republic of Korea	13,296	17,753	133.5	14,975	19,350	129.2	3.2	1.1
Qatar <sup>1)</sup>	790	779	98.6	2,730	2,468	90.4	0.4	3.2
China	3,897	7,261	186.3	4,871	8,888	182.5	1.5	1.2
Kuwait	3,234	2,281	70.5	10,099	7,693	76.2	1.3	3.4
Saudi Arabia	3,760	3,221	85.7	8,625	7,857	91.1	1.3	2.4
United Arab Emirates <sup>1)</sup>	9,936	9,177	92.4	26,009	24,740	95.1	4.1	2.7
Other Asian countries (including Malaysia and Oman)	7,429	13,953	187.8	14,616	25,344	173.4	4.2	1.8
-Malaysia <sup>2)</sup>	-	5,486	-	-	7,406	-	1.2	1.3
-Oman <sup>2)</sup>	-	3,320	-	-	8,457	-	1.4	2.5
Australia	1,453	1,484	102.1	3,107	3,123	100.5	0.5	2.1
New Zealand	188	176	93.6	372	351	94.4	0.1	2.0
Other countries of Oceania	246	69	28.0	316	175	55.4	0.0	2.5

<sup>1)</sup> Since 2016, Bahrain, Qatar and United Arab Emirates have been detached from other Asian countries and are now observed separately.

<sup>2)</sup> Since 2017, Malaysia and Oman have been detached from other Asian countries and are now observed separately.

**Structure of tourists nights according to the classification of activity 1) January - May 2016. i 2017.**



**Table 3 : Tourist arrivals and nights according to the classification of activities <sup>1)</sup>**

	ARRIVALS			NIGHTS			I - V 2017
	I - V 2016	I - V 2017	Indices $\frac{I-V 2017}{I-V 2016}$	I - V 2016	I - V 2017	Indices $\frac{I-V 2017}{I-V 2016}$	Structure of nights %
<b>TOTAL</b>	<b>401,436</b>	<b>436,485</b>	<b>108.7</b>	<b>809,788</b>	<b>884,999</b>	<b>109.3</b>	<b>100.0</b>
Hotels and similar accommodation	380,260	414,251	108.9	754,615	825,731	109.4	93.3
Holiday and other short-stay accommodation	12,798	14,267	111.5	26,456	31,077	117.5	3.5
Camps and camping grounds	1,544	1,476	95.6	2,560	2,508	98.0	0.3
Other accommodation	6,834	6,491	95.0	26,157	25,683	98.2	2.9
<b>Domestic tourists</b>	<b>147,080</b>	<b>150,874</b>	<b>102.6</b>	<b>277,164</b>	<b>288,613</b>	<b>104.1</b>	<b>32.6</b>
Hotels and similar accommodation	138,253	141,553	102.4	253,167	264,527	104.5	29.9
Holiday and other short-stay accommodation	5,223	5,543	106.1	8,188	8,877	108.4	1.0
Camps and camping grounds	151	98	64.9	151	129	85	0.0
Other accommodation	3,453	3,680	106.6	15,658	15,080	96.3	1.7
<b>Foreign tourist</b>	<b>254,356</b>	<b>285,611</b>	<b>112.3</b>	<b>532,624</b>	<b>596,386</b>	<b>112.0</b>	<b>67.4</b>
Hotels and similar accommodation	242,007	272,698	112.7	501,448	561,204	111.9	63.4
Holiday and other short-stay accommodation	7,575	8,724	115.2	18,268	22,200	121.5	2.5
Camps and camping grounds	1,393	1,378	98.9	2,409	2,379	98.8	0.3
Other accommodation	3,381	2,811	83.1	10,499	10,603	101.0	1.2

<sup>1)</sup> The Classification of Economic Activities of BiH 2010

## NOTES ON METHODOLOGY

### The purpose of the statistical survey

The purpose of the statistical survey is to monitor the tourist activity realised in commercial accommodation establishments and to provide internationally comparable BiH's statistics of tourism in accordance with current EU Regulations for the tourism statistics.

### Observation units

Observation units are all business entities /legal units which are, by the main activity, registered in accommodation activity (division 55 - KD BiH 2010), persons as well as households that rent accommodation establishments to tourists. For the purpose of the survey, Classification of Activities in Bosnia and Herzegovina - KD BiH 2010 was used, and it is fully compliant with the European Classification of Economic Activities - NACE Rev. 2.

### Coverage

Reporting units are all business entities (enterprises, entrepreneurs, institutions, associations etc.) and parts thereof engaged in providing accommodation services in tourism registered according to the CA BiH 2010 under section : 55.1 (hotels and similar accommodation), 55.2 (holiday and other short - stay accommodation), 55.3 (camps and camping grounds), 55.9 (other accommodation), health institutions for their facilities in which persons stay for medical rehabilitation (costs are on persons themselves), business entities and parts thereof engaged in tourist stay in rural households, houses, camps, apartments and rooms directly rented by private persons/households. Survey covers the entire territory of Bosnia and Herzegovina.

### Source and methods of data collection

Data on turnover of tourists (number of tourist arrivals and tourist nights) are collected from regular monthly report (TU-11 form). Reports are usually made on the basis of reception records in guest books, entities and their parts engaged in organising and arranging of tourists.

### Definitions

**Tourism** means the activity of visitors taking a trip to a main destination outside their usual environment for less than a year, for leisure, business or other personal purpose other than to be employed by a resident entity in the place visited.

**Tourist** is every person who, outside his place of permanent residence, spends one night in a hotel or some other accommodation facility for reasons of rest, recreation, health, study, sport, religion, family, business, public tasks or meeting.

**Residence** is a place where a person came with the intention of permanent stay. Tourist is registered in every place or establishment where he stays and, therefore, in case he/she changes the place or establishment, he/she must register again, which results in data ambiguity. Consequently, the statistics register the number of tourist arrivals and not the number of tourists.

**Domestic tourist** is a person with permanent residence in the BiH who spends at least one night in a hotel or some other accommodation establishment outside their place or residence.

**Foreign tourist** is every person with permanent residence outside in BiH who temporarily resides in BiH and who spends at least one night in a hotel or some other accommodation establishment.

### Symbols

- no occurrence

0,0 value not zero but less than 0,05 unit of measure use

---

Published and printed by the Agency for Statistics of the Bosnia and Herzegovina, 71000 Sarajevo, Zelenih beretki 26

Phone: +387 (33) 911 911 · Telefax: +387 (33) 220 622

E-mail : [bhas@bhas.gov.ba](mailto:bhas@bhas.gov.ba) · Web site: <http://www.bhas.gov.ba>

Person responsible: M.Sc. Velimir Jukić, director

Prepared by: Ms. Jasmina Omić

First Release data are also published on the Internet

---