



# FIRST RELEASE



Users are kindly requested to mention the data source

YEAR XI

SARAJEVO, 09.05.2017.

NUMBER 02

## TOURISM STATISTICS

### Cumulative data, January – March 2017

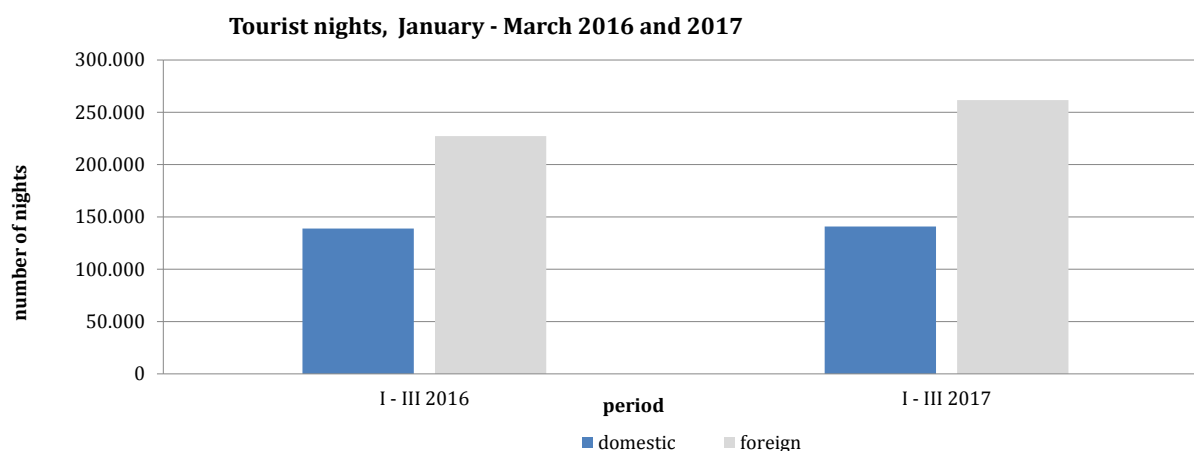
In the period from January –March 2017 tourists realised 186,881 tourists arrivals which represent the increase by 8.6% and 402,553 overnight stays which is increase by 9.9% as compared to the same period of 2016.

The number of domestic tourist nights increased by 1.4% and number of foreign tourist nights increased by 15.2% as compared to the same period of 2016. Domestic tourist's share of total number of overnight stays was 35.0% and foreign tourists share was 65.0%.

Concerning the structure of foreign tourist nights , most of them (62.7%) were realised by tourists from Croatia (27.6%), Serbia (15.0%), Slovenia (6.3%), Turkey (5.3%), United Arab Emirates (4.5%) and Italy (4.0%). Tourists from other countries realised 37.3% of tourist nights.

Regarding the average detention of foreign tourist stays, on the first place comes Denmark with average stay of 4.4 nights, Malta with 3.6 nights and Katar with 3.5 nights.

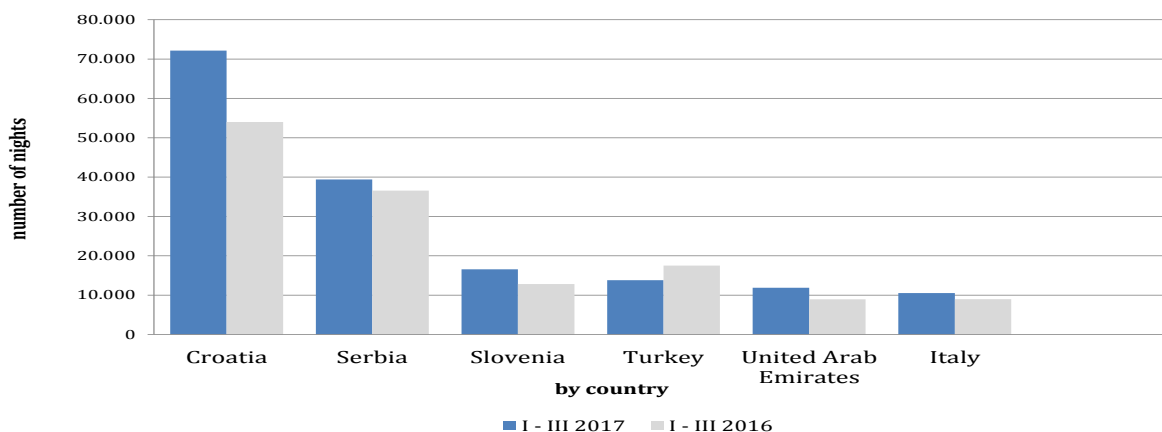
According to the type of accommodation facility the highest number of nights was recorded in Hotels and similar accommodation with share of 93,4%.



**Table1 : Tourist arrivals and nights**

	ARRIVALS			NIGHTS			I - III 2017	
	I - III 2016	I - III 2017	Indices $\frac{I - III 2017}{I - III 2016}$	I - III 2016	I - III 2017	Indices $\frac{I - III 2017}{I - III 2016}$	Structure of nights %	Average number of nights by arrivals
<b>TOTAL</b>	<b>172,085</b>	<b>186,881</b>	<b>108.6</b>	<b>366,133</b>	<b>402,553</b>	<b>109.9</b>	<b>100.0</b>	<b>2.2</b>
Domestic tourist	73,879	76,748	103.9	138,867	140,847	101.4	35.0	1.8
Foreign tourist	98,206	110,133	112.1	227,266	261,706	115.2	65.0	2.4

**Foreign tourist nights by country of residence January - March 2016 and 2017**



**Table 2 : Foreign tourist arrivals and nights by country of residence**

	ARRIVALS			NIGHTS			I - III 2017	
	I - III 2016	I - III 2017	Indices $\frac{I - III 2017}{I - III 2016}$	I - III 2016	I - III 2017	Indices $\frac{I - III 2017}{I - III 2016}$	Structure of nights %	Average number of nights by arrivals
<b>TOTAL</b>	<b>98,206</b>	<b>110,133</b>	<b>112.1</b>	<b>227,266</b>	<b>261,706</b>	<b>115.2</b>	<b>100.0</b>	<b>2.4</b>
Albania	768	905	117.8	1,487	1,826	122.8	0.7	2.0
Austria	3,601	2,976	82.6	6,805	5,675	83.4	2.2	1.9
Belgium	348	282	81.0	846	609	72.0	0.2	2.2
Bulgaria	856	820	95.8	2,005	1,872	93.4	0.7	2.3
Montenegro	2,728	3,595	131.8	7,530	8,535	113.3	3.3	2.4
Czech Republic	447	617	138.0	919	1,179	128.3	0.5	1.9
Denmark	411	377	91.7	1,325	1,663	125.5	0.6	4.4
Estonia	19	35	184.2	61	76	124.6	0.0	2.2
Finland	142	93	65.5	292	219	75.0	0.1	2.4
France	797	860	107.9	1,803	2,049	113.6	0.8	2.4
Greece	472	259	54.9	916	506	55.2	0.2	2.0
Netherlands	1,366	1,030	75.4	4,769	2,384	50.0	0.9	2.3
Croatia	20,642	25,317	122.6	53,987	72,137	133.6	27.6	2.8
Ireland	195	221	113.3	475	574	120.8	0.2	2.6
Iceland	21	20	95.2	58	50	86.2	0.0	2.5

(continued on next page)

	ARRIVALS			NIGHTS			I - III 2017	
	I - III 2016	I - III 2017	Indices <u>I - III 2017</u> I - III 2016	I - III 2016	I - III 2017	Indices <u>I - III 2017</u> I - III 2016	Structure of nights %	Average number of nights by arrivals
Italy	3.970	4.703	118,5	8.978	10.541	117,4	4,0	2,2
Cyprus	15	38	253,3	26	85	326,9	0,0	2,2
Latvia	16	26	162,5	41	65	158,5	0,0	2,5
Lithuania	40	40	100,0	84	74	88,1	0,0	1,9
Luxembourg	57	45	78,9	120	91	75,8	0,0	2,0
Hungary	820	951	116,0	1.743	2.322	133,2	0,9	2,4
FYR of Macedonia	1.313	1.510	115,0	2.947	3.619	122,8	1,4	2,4
Malta	10	21	210,0	49	75	153,1	0,0	3,6
Norway	416	455	109,4	899	1.249	138,9	0,5	2,7
Germany	3.555	3.608	101,5	7.553	8.271	109,5	3,2	2,3
Poland	696	977	140,4	1.318	2.051	155,6	0,8	2,1
Portugal	91	111	122,0	228	256	112,3	0,1	2,3
Romania	483	498	103,1	1.419	1.218	85,8	0,5	2,4
Russian Federation	672	630	93,8	1.556	1.548	99,5	0,6	2,5
Slovakia	272	361	132,7	521	678	130,1	0,3	1,9
Slovenia	6.569	8.027	122,2	12.810	16.574	129,4	6,3	2,1
Serbia	15.735	15.942	101,3	36.561	39.385	107,7	15,0	2,5
Spain	670	446	66,6	1.306	875	67,0	0,3	2,0
Switzerland (including Liechtenstein)	1.032	1.017	98,5	2.371	2.272	95,8	0,9	2,2
Sweden	1.044	1.240	118,8	2.471	3.273	132,5	1,3	2,6
Turkey	7.676	6.017	78,4	17.492	13.792	78,8	5,3	2,3
United Kingdom	1.301	1.467	112,8	2.943	4.002	136,0	1,5	2,7
Ukraine	220	248	112,7	555	538	96,9	0,2	2,2
Other European countries	391	468	119,7	1.290	1.014	78,6	0,4	2,2
Egypt	251	147	58,6	563	393	69,8	0,2	2,7
South Africa	29	54	186,2	182	144	79,1	0,1	2,7
Other African countries	151	272	180,1	541	593	109,6	0,2	2,2
Canada	277	350	126,4	658	755	114,7	0,3	2,2
USA	2.409	2.851	118,3	5.127	5.981	116,7	2,3	2,1
Other Northern American countries	32	92	287,5	73	141	193,2	0,1	1,5
Brazil	140	261	186,4	262	613	234,0	0,2	2,3
Other Southern and Central American countries	415	403	97,1	953	697	73,1	0,3	1,7
Bahrain <sup>1)</sup>	718	897	124,9	1.923	2.969	154,4	1,1	3,3
India	120	156	130,0	355	475	133,8	0,2	3,0
Iran	44	68	154,5	113	192	169,9	0,1	2,8
Israel	139	232	166,9	348	481	138,2	0,2	2,1
Japan	868	566	65,2	1.123	767	68,3	0,3	1,4
Republic of Korea	3.584	5.318	148,4	3.990	5.903	147,9	2,3	1,1
Qatar <sup>1)</sup>	387	310	80,1	1.274	1.075	84,4	0,4	3,5
China	1.008	1.584	157,1	1.296	2.317	178,8	0,9	1,5
Kuwait	1.131	831	73,5	3.477	2.566	73,8	1,0	3,1
Saudi Arabia	911	686	75,3	2.211	1.790	81,0	0,7	2,6
United Arab Emirates <sup>1)</sup>	3.476	4.601	132,4	8.948	11.864	132,6	4,5	2,6
Other Asian countries (including Malaysia and Oman)	1.883	3.838	204,1	4.123	7.768	188,4	1,1	1,9
- Malaysia <sup>2)</sup>	-	1.285	-	-	1.806	-	0,7	1,4
- Oman <sup>2)</sup>	-	1.037	-	-	3.043	-	1,2	2,9
Australia	304	309	101,6	1.001	821	82,0	0,3	2,7
New Zealand	34	37	108,8	120	115	95,8	0,0	3,1
Other countries of Oceania	21	17	81,0	46	64	139,1	0,0	3,8

<sup>1)</sup> Since 2016, Bahrain, Qatar and United Arab Emirates have been detached from other Asian countries and are now observed separately.

<sup>2)</sup> Since 2017, Malaysia and Oman have been detached from other Asian countries and are now observed separately.

Structure of tourists nights according to the classification of activity 1) January - March 2016. i 2017.

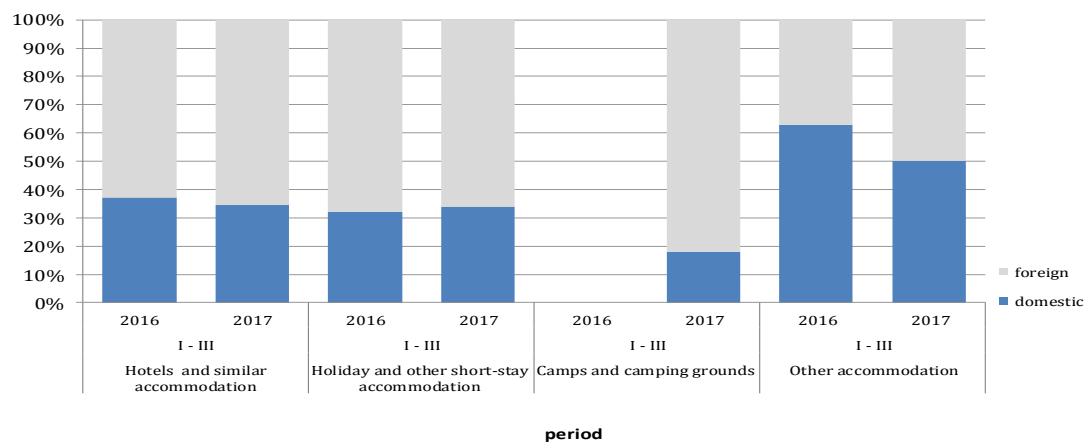


Table 3 : Tourist arrivals and nights according to the classification of activities <sup>1)</sup>

	ARRIVALS			NIGHTS			I - III 2017
	I - III 2016	I - III 2017	Indices I - III 2017 I - III 2016	I - III 2016	I - III 2017	Indices I - III 2017 I - III 2016	Structure of nights %
<b>TOTAL</b>	<b>172,085</b>	<b>186,881</b>	<b>108.6</b>	<b>366,133</b>	<b>402,553</b>	<b>109.9</b>	<b>100.0</b>
Hotels and similar accommodation	163,321	177,674	108.8	341,574	376,095	110.1	93.4
Holiday and other short-stay accommodation	6,149	6,337	103.1	12,827	13,886	108.3	3.4
Camps and camping grounds	-	127	-	-	267	-	0.1
Other accommodation	2,615	2,743	104.9	11,732	12,305	104.9	3.1
<b>Domestic tourists</b>	<b>73,879</b>	<b>76,748</b>	<b>103.9</b>	<b>138,867</b>	<b>140,847</b>	<b>101.4</b>	<b>35.0</b>
Hotels and similar accommodation	69,426	72,175	104.0	127,381	129,886	102.0	32.3
Holiday and other short-stay accommodation	2,823	3,033	107.4	4,124	4,723	114.5	1.2
Camps and camping grounds	-	35	-	-	48	-	0.0
Other accommodation	1,630	1,505	92.3	7,362	6,190	84.1	1.5
<b>Foreign tourist</b>	<b>98,206</b>	<b>110,133</b>	<b>112.1</b>	<b>227,266</b>	<b>261,706</b>	<b>115.2</b>	<b>65.0</b>
Hotels and similar accommodation	93,895	105,499	112.4	214,193	246,209	114.9	61.2
Holiday and other short-stay accommodation	3,326	3,304	99.3	8,703	9,163	105.3	2.3
Camps and camping grounds	-	92	-	-	219	-	0.1
Other accommodation	985	1,238	125.7	4,370	6,115	139.9	1.5

<sup>1)</sup> The Classification of Economic Activities of BiH 2010

## NOTES ON METHODOLOGY

### The purpose of the statistical survey

The purpose of the statistical survey is to monitor the tourist activity realised in commercial accommodation establishments and to provide internationally comparable BiH's statistics of tourism in accordance with current EU Regulations for the tourism statistics.

### Observation units

Observation units are all business entities /legal units which are, by the main activity, registered in accommodation activity (division 55 - KD BiH 2010), persons as well as households that rent accommodation establishments to tourists. For the purpose of the survey, Classification of Activities in Bosnia and Herzegovina - KD BiH 2010 was used, and it is fully compliant with the European Classification of Economic Activities - NACE Rev. 2.

### Coverage

Reporting units are all business entities (enterprises, entrepreneurs, institutions, associations etc.) and parts thereof engaged in providing accommodation services in tourism registered according to the CA BiH 2010 under section : 55.1 (hotels and similar accommodation), 55.2 (holiday and other short - stay accommodation), 55.3 (camps and camping grounds), 55.9 (other accommodation), health institutions for their facilities in which persons stay for medical rehabilitation (costs are on persons themselves), business entities and parts thereof engaged in tourist stay in rural households, houses, camps, apartments and rooms directly rented by private persons/households. Survey covers the entire territory of Bosnia and Herzegovina.

### Source and methods of data collection

Data on turnover of tourists (number of tourist arrivals and tourist nights) are collected from regular monthly report (TU-11 form). Reports are usually made on the basis of reception records in guest books, entities and their parts engaged in organising and arranging of tourists.

### Definitions

**Tourism** means the activity of visitors taking a trip to a main destination outside their usual environment for less than a year, for leisure, business or other personal purpose other than to be employed by a resident entity in the place visited.

**Tourist** is every person who, outside his place of permanent residence, spends one night in a hotel or some other accommodation facility for reasons of rest, recreation, health, study, sport, religion, family, business, public tasks or meeting.

**Residence** is a place where a person came with the intention of permanent stay. Tourist is registered in every place or establishment where he stays and, therefore, in case he/she changes the place or establishment, he/she must register again, which results in data ambiguity. Consequently, the statistics register the number of tourist arrivals and not the number of tourists.

**Domestic tourist** is a person with permanent residence in the BiH who spends at least one night in a hotel or some other accommodation establishment outside their place or residence.

**Foreign tourist** is every person with permanent residence outside in BiH who temporarily resides in BiH and who spends at least one night in a hotel or some other accommodation establishment.

### Symbols

- no occurrence

0,0 value not zero but less than 0,05 unit of measure use

---

Published and printed by the Agency for Statistics of the Bosnia and Herzegovina, 71000 Sarajevo, Zelenih beretki 26

Phone: +387 (33) 911 911 · Telefax: +387 (33) 220 622

E-mail : [bhas@bhas.ba](mailto:bhas@bhas.ba) · Web site: <http://www.bhas.ba>

Person responsible: M.Sc. Velimir Jukić, director

Prepared by: Ms. Jasmina Omić

First Release data are also published on the Internet

---