



FIRST RELEASE



Users are kindly requested to mention the data source

GODINA X

SARAJEVO, 20.02.2017.

BROJ 12

TOURISM STATISTICS Tourism in BIH, December 2016

In December 2016 tourists realised 73,181 tourist arrivals in Bosnia and Hercegovina which represent the increase by 10.0% as compared to November 2016 and increase by 17.8% as compared to December 2015. Tourists realised 137,967 tourist nights which represent the increase by 4.0% as compared to November 2016 and increase by 21.0% as compared to December 2015. Domestic tourists share of total number of overnight stays was 43,6% and foreign tourists share was 56,4%.

The number of domestic tourist nights increased by 13.3% as compared to November 2016 and increased by 12.8% as compared to December 2015. Foreign tourist nights decreased by 2.2% as compared to November 2016 and increased by 28.2% as compared to December 2015.

Concerning the structure of foreign tourist nights in December 2016, the most of them (57.8%) were realised by tourists from: Croatia (21.7%), Serbia (13.2%), Slovenia (10.2%), Italy (4.9%), Germany (3.9%) and Turkey (3.8%). Tourists from other countries realised 42.2% of tourist nights.

Regarding the average detention of foreign tourist stays in our country on the first place comes: Hungary with average stay by 5.4 nights, Kuwait with 4.2 nights, Portugal and South Africa by 3.3 nights, followed by Israel and Denmark by 3.2 nights.

Available rooms, apartments and camping sites for tourists in Bosnia and Hercegovina in December 2016 amounted to 16,761, which is 15.2% increase compared to December 2015. Number of available beds was 35,252 beds, which is increase by 16.9%, compared to the same month of 2015.

In December 2016, in the activity - Hotels and similar accommodation, number of rooms and apartments available to tourists amounted to 15,103 which is an increase of 13.1% compared to December 2015., and number of available beds amounted to 30,602 which is an increase of 12.5%, compared to the same month of the previous year.

Net occupancy rate of permanent beds in December 2016 was 13.3%. Average net occupancy rate of permanent beds in 2016 was 19,8% , while in 2015 it amounted 17,2%.

According to the type of accommodation facility the highest number of nights was recorded in Hotels and similar accommodation with share of 92.9%.

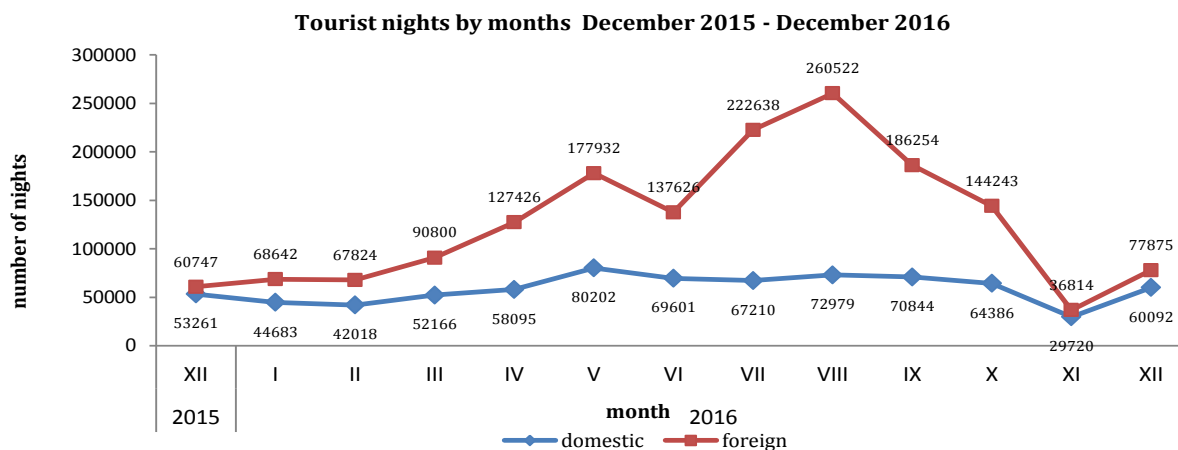
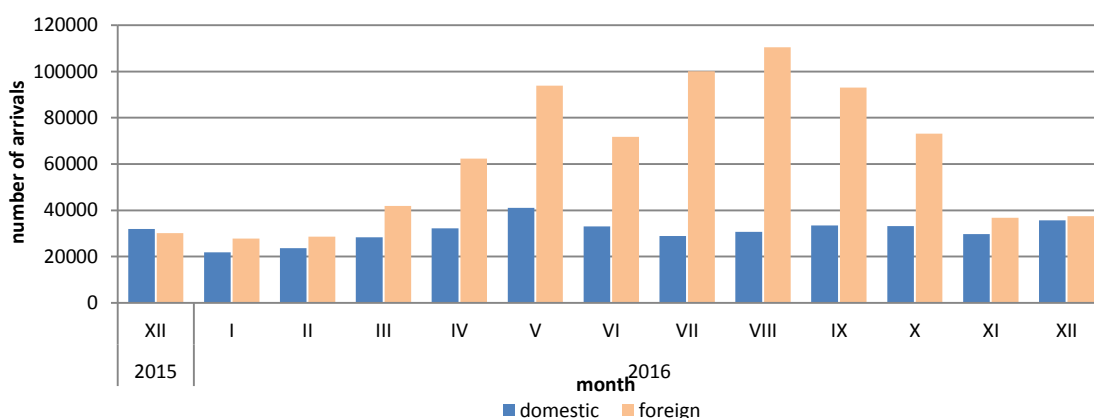


Table 1: Tourist arrivals and nights

	Arrivals					Nights					XII 2016	
	XII 2015	XI 2016	XII 2016	Indices XII 2016 XI 2016	Indices XII 2016 XII 2015	XII 2015	XI 2016	XII 2016	Indices XII 2016 XI 2016	Indices XII 2016 XII 2015	Structure of nights %	Average number of nights by arrivals
TOTAL	62.130	66.534	73.181	110,0	117,8	114.008	132.685	137.967	104,0	121,0	100,0	1,9
Domestic tourist	31.992	29.720	35.715	120,2	111,6	53.261	53.046	60.092	113,3	112,8	43,6	1,7
Foreign tourist	30.138	36.814	37.466	101,8	124,3	60.747	79.639	77.875	97,8	128,2	56,4	2,1

Tourist arrivals by months December 2015 - December 2016

Table 2: Foreign tourist arrivals and nights, by country of residence

	Arrivals					Nights					XII 2016	
	XII 2015	XI 2016	XII 2016	Indices XII 2016 XI 2016	Indices XII 2016 XII 2015	XII 2015	XI 2016	XII 2016	Indices XII 2016 XI 2016	Indices XII 2016 XII 2015	Structure of nights %	Average number of nights by arrivals
TOTAL	30.138	36.814	37.466	101,8	124,3	60.747	79.639	77.875	97,8	128,2	100,0	2,1
Albania	159	430	465	108,1	292,5	267	777	683	87,9	255,8	0,9	1,5
Austria	1.125	982	1.059	107,8	94,1	2.422	1.768	2.087	118,0	86,2	2,7	2,0
Belgium	110	141	77	54,6	70,0	195	303	165	54,5	84,6	0,2	2,1
Bulgaria	401	186	387	208,1	96,5	883	332	813	244,9	92,1	1,0	2,1
Montenegro	845	687	1.326	193,0	156,9	1.490	1.739	2.433	139,9	163,3	3,1	1,8
Czech Republic	126	251	201	80,1	159,5	221	450	398	88,4	180,1	0,5	2,0
Denmark	131	173	79	45,7	60,3	342	407	251	61,7	73,4	0,3	3,2
Estonia	3	7	-	0,0	0,0	4	11	-	-	-	-	-
Finland	77	47	30	63,8	39,0	166	89	65	73,0	39,2	0,1	2,2
France	219	287	266	92,7	121,5	456	568	636	112,0	139,5	0,8	2,4
Greece	131	86	83	96,5	63,4	232	140	141	100,7	60,8	0,2	1,7
Netherlands	248	328	483	147,3	194,8	515	595	2.623	440,8	509,3	3,4	5,4
Croatia	6.312	7.290	8.060	110,6	127,7	13.160	21.398	16.930	79,1	128,6	21,7	2,1
Ireland	31	140	111	79,3	358,1	52	346	249	72,0	478,8	0,3	2,2
Iceland	9	11	8	72,7	88,9	13	23	13	56,5	100,0	0,0	1,6
Italy	1.454	2.072	1.669	80,6	114,8	3.364	5.082	3.847	75,7	114,4	4,9	2,3

(continued on next page)

(continued)

	Arrivals					Nights					XII 2016	
	XII 2015	XI 2016	XII 2016	Indices XII 2016 XI 2016	Indices XII 2016 XII 2015	XII 2015	XI 2016	XII 2016	Indices XII 2016 XI 2016	Indices XII 2016 XII 2015	Structure of nights %	Average number of nights by arrivals
Cyprus	5	14	12	85,7	240,0	8	23	24	104,3	300,0	0,0	2,0
Latvia	9	15	5	33,3	55,6	13	24	7	29,2	53,8	0,0	1,4
Lithuania	12	35	13	37,1	108,3	56	82	24	29,3	42,9	0,0	1,8
Luxembourg	36	23	14	60,9	38,9	58	51	33	64,7	56,9	0,0	2,4
Hungary	191	276	300	108,7	157,1	424	565	667	118,1	157,3	0,9	2,2
FYR of Macedonia	371	523	697	133,3	187,9	830	1.097	1.628	148,4	196,1	2,1	2,3
Malta	1	4	15	375,0	1500,0	1	6	36	600,0	3600,0	0,0	2,4
Norway	117	141	86	61,0	73,5	224	331	202	61,0	90,2	0,3	2,3
Germany	1.238	1.188	1.340	112,8	108,2	2.803	2.405	3.076	127,9	109,7	3,9	2,3
Poland	256	342	246	71,9	96,1	522	872	606	69,5	116,1	0,8	2,5
Portugal	18	50	28	56,0	155,6	48	137	93	67,9	193,8	0,1	3,3
Romania	97	182	185	101,6	190,7	199	419	424	101,2	213,1	0,5	2,3
Russian Federation	151	158	162	102,5	107,3	309	341	342	100,3	110,7	0,4	2,1
Slovakia	45	142	116	81,7	257,8	109	246	192	78,0	176,1	0,2	1,7
Slovenia	2.778	2.972	3.677	123,7	132,4	4.886	5.136	7.928	154,4	162,3	10,2	2,2
Serbia	5.145	4.815	5.703	118,4	110,8	9.719	8.757	10.277	117,4	105,7	13,2	1,8
Spain	110	394	131	33,2	119,1	193	1.049	267	25,5	138,3	0,3	2,0
Switzerland (including Liechtenstein)	402	245	397	162,0	98,8	891	428	801	187,1	89,9	1,0	2,0
Sweden	416	821	318	38,7	76,4	756	1.588	661	41,6	87,4	0,8	2,1
Turkey	2.127	2.611	1.467	56,2	69,0	4.281	4.556	2.978	65,4	69,6	3,8	2,0
United Kingdom	279	468	382	81,6	136,9	692	1.009	851	84,3	123,0	1,1	2,2
Ukraine	60	108	57	52,8	95,0	197	196	121	61,7	61,4	0,2	2,1
Other European countries	205	227	139	61,2	67,8	494	578	290	50,2	58,7	0,4	2,1
Egypt	48	64	39	60,9	81,3	138	201	108	53,7	78,3	0,1	2,8
South Africa	13	2	11	550,0	84,6	49	4	36	900,0	73,5	0,0	3,3
Other African countries	82	50	45	90,0	54,9	177	128	161	125,8	91,0	0,2	3,6
Canada	90	105	72	68,6	80,0	180	242	198	81,8	110,0	0,3	2,8
USA	519	1.279	616	48,2	118,7	924	2.512	1.171	46,6	126,7	1,5	1,9
Other Northern American countries	9	22	14	63,6	155,6	14	63	30	47,6	214,3	0,0	2,1
Brazil	23	61	43	70,5	187,0	72	118	97	82,2	134,7	0,1	2,3
Other Southern and Central American countries	38	220	91	41,4	239,5	61	512	165	32,2	270,5	0,2	1,8
India	87	63	28	44,4	32,2	113	198	66	33,3	58,4	0,1	2,4
Iran	14	28	32	114,3	228,6	29	71	66	93,0	227,6	0,1	2,1
Israel	23	71	66	93,0	287,0	41	206	210	101,9	512,2	0,3	3,2
Japan	78	338	112	33,1	143,6	173	436	141	32,3	81,5	0,2	1,3
China	366	482	351	72,8	95,9	459	713	540	75,7	117,6	0,7	1,5
Republic of Korea	807	1.552	1.159	74,7	143,6	935	1.651	1.252	75,8	133,9	1,6	1,1
Kuwait	234	193	144	74,6	61,5	735	700	602	86,0	81,9	0,8	4,2
Saudi Arabia	248	479	148	30,9	59,7	525	1.178	373	31,7	71,0	0,5	2,5
Other Asian countries	1.904	2.743	4.552	165,9	239,1	4.325	6.300	9.438	149,8	218,2	12,1	2,1
Australia	91	139	121	87,1	133,0	274	406	316	77,8	115,3	0,4	2,6
New Zealand	8	8	20	250,0	250,0	18	23	35	152,2	194,4	0,0	1,8
Other countries of Oceania	6	43	8	18,6	133,3	10	53	8	15,1	80,0	0,0	1,0



Table 3: Tourist arrivals and nights according to the classification of activities ¹⁾

	Arrivals					Nights					XII 2016
	XII 2015	XI 2016	XII 2016	Indices XII 2016 XI 2016	Indices XII 2016 XII 2015	XII 2015	XI 2016	XII 2016	Indices XII 2016 XI 2016	Indices XII 2016 XII 2015	Structure of nights %
Total	62.130	66.534	73.181	110,0	117,8	114.008	132.685	137.967	104,0	121,0	100,0
Hotels and similar accommodation	59.814	63.101	69.419	110,0	116,1	108.200	123.301	128.231	104,0	118,5	92,9
Holiday and other short-stay accommodation	1.580	2.252	2.396	106,4	151,6	3.150	4.681	4.783	102,2	151,8	3,5
Camps and camping grounds	-	137	164	119,7	-	-	169	228	134,9	-	0,2
Other accommodation	736	1.044	1.202	115,1	163,3	2.658	4.534	4.725	104,2	177,8	3,4
Domestic tourist	31.992	29.720	35.715	120,2	111,6	53.261	53.046	60.092	113,3	112,8	43,6
Hotels and similar accommodation	30.508	28.040	33.537	119,6	109,9	49.500	48.447	54.308	112,1	109,7	39,4
Holiday and other short-stay accommodation	893	1.116	1.370	122,8	153,4	1.545	1.787	2.351	131,6	152,2	1,7
Camps and camping grounds	-	32	25	78,1	-	-	34	29	85,3	-	-
Other accommodation	591	532	783	147,2	132,5	2.216	2.778	3.404	122,5	153,6	2,5
Foreign tourist	30.138	36.814	37.466	101,8	124,3	60.747	79.639	77.875	97,8	128,2	56,4
Hotels and similar accommodation	29.306	35.061	35.882	102,3	122,4	58.700	74.854	73.923	98,8	125,9	53,6
Holiday and other short-stay accommodation	687	1.136	1.026	90,3	149,3	1.605	2.894	2.432	84,0	151,5	1,8
Camps and camping grounds	-	105	139	132,4	-	-	135	199	147,4	-	0,1
Other accommodation	145	512	419	81,8	289,0	442	1.756	1.321	75,2	298,9	1,0

¹⁾ The Classification of Economic Activities of BiH 2010

**Net occupancy rate of permanent beds in Hotels and similar accommodation, December
2015-2016**

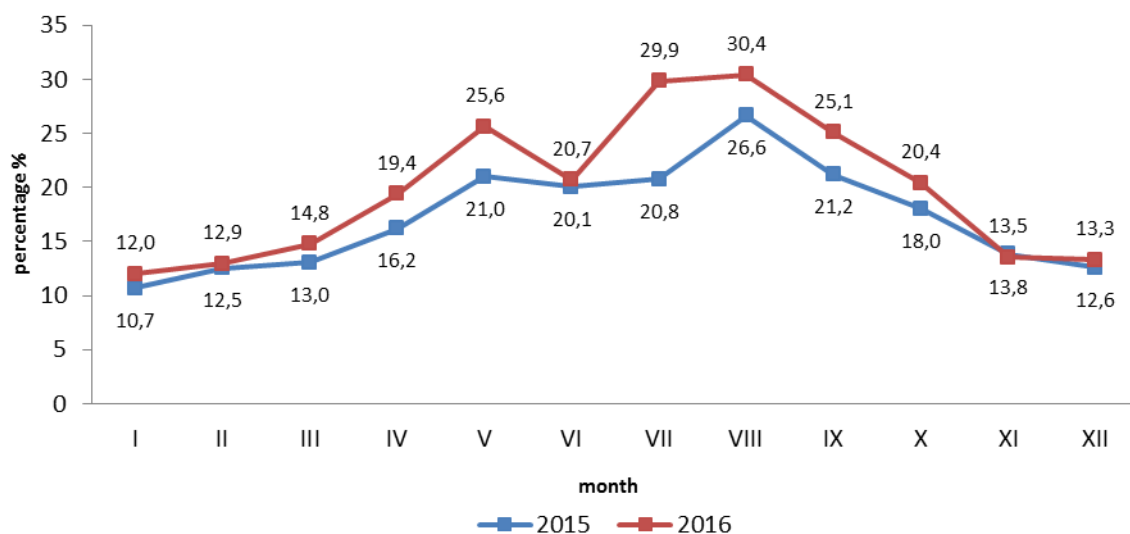


Table 4: Tourist arrivals and nights, by organisation of tourist arrivals

	Individual arrangement						Organised trip					
	Arrivals tourist			Nights tourist			Arrivals tourist			Nights tourist		
	XII 2015	XII 2016	$\frac{XII\ 2016}{XII\ 2015}$	XII 2015	XII 2016	$\frac{XII\ 2016}{XII\ 2015}$	XII 2015	XII 2016	$\frac{XII\ 2016}{XII\ 2015}$	XII 2015	XII 2016	$\frac{XII\ 2016}{XII\ 2015}$
Total	44.900	57.702	128,5	64.312	109.808	170,7	11.692	15.479	132,4	21.211	28.159	132,8
Domestic tourist	23.335	30.302	129,9	41.180	51.732	125,6	3.796	5.413	142,6	7.313	8.360	114,3
Foreign tourist	21.565	27.400	127,1	23.132	58.076	251,1	7.896	10.066	127,5	13.898	19.799	142,5

NOTES ON METHODOLOGY

The purpose of the statistical survey

The purpose of the statistical survey is to monitor the tourist activity realised in commercial accommodation establishments and to provide internationally comparable BiH's statistics of tourism in accordance with current EU Regulations for the tourism statistics.

Observation units

Observation units are all business entities /legal units which are, by the main activity, registered in accommodation activity (division 55 - KD BiH 2010), persons as well as households that rent accommodation establishments to tourists. For the purpose of the survey, Classification of Activities in Bosnia and Herzegovina - KD BiH 2010 was used, and it is fully compliant with the European Classification of Economic Activities - NACE Rev. 2.

Coverage

Reporting units are all business entities (enterprises, entrepreneurs, institutions, associations etc.) and parts thereof engaged in providing accommodation services in tourism registered according to the CA BiH 2010 under section : 55.1 (hotels and similar accommodation), 55.2 (holiday and other short - stay accommodation), 55.3 (camps and camping grounds), 55.9 (other accommodation), health institutions for their facilities in which persons stay for medical rehabilitation (costs are on persons themselves), business entities and parts thereof engaged in tourist stay in rural households, houses, camps, apartments and rooms directly rented by private persons/households. Survey covers the entire territory of Bosnia and Herzegovina.

Source and methods of data collection

Data on turnover of tourists (number of tourist arrivals and tourist nights) are collected from regular monthly report (TU-11 form). Reports are usually made on the basis of reception records in guest books, entities and their parts engaged in organising and arranging of tourists.

Definitions

Tourism means the activity of visitors taking a trip to a main destination outside their usual environment for less than a year, for leisure, business or other personal purpose other than to be employed by a resident entity in the place visited.

Tourist is every person who, outside his place of permanent residence, spends one night in a hotel or some other accommodation facility for reasons of rest, recreation, health, study, sport, religion, family, business, public tasks or meeting.

Residence is a place where a person came with the intention of permanent stay. Tourist is registered in every place or establishment where he stays and, therefore, in case he/she changes the place or establishment, he/she must register again, which results in data ambiguity. Consequently, the statistics register the number of tourist arrivals and not the number of tourists.

Domestic tourist is a person with permanent residence in the BiH who spends at least one night in a hotel or some other accommodation establishment outside their place or residence.

Foreign tourist is every person with permanent residence outside in BiH who temporarily resides in BiH and who spends at least one night in a hotel or some other accommodation establishment.

Tourist arrivals refer to the number of persons (tourists) who arrived and registered their stay in an accommodation establishment.

Tourist nights refer to every registered overnight stay of a person (tourist) in an accommodation establishment.

Accommodation capacities are presented as the number of rooms, apartments and camping sites, and the number of permanent beds.

Permanent beds are those that are regularly ready-made for renting to guests.

Occupancy rate of permanent beds (net) in the reference period is obtained by dividing the total number of nights by the number of beds on offer and the number of days when the beds are actually available for use during the reference period. The data are expressed as a percentage.

Organization of tourist arrivals represent the way of organising touristic arrangements. Depending on the way of organising, touristic arrangement can be individual or organised (travel agency).

Symbols

- no occurrence

0,0 value not zero but less than 0,05 unit of measure use

Published and printed by the Agency for Statistics of the Bosnia and Herzegovina, 71000 Sarajevo, Zelenih beretki 26

Phone: +387 (33) 911 911 · Telefax: +387 (33) 220 622
E-mail : bhas@bhas.ba · Web site: <http://www.bhas.ba>

Person responsible: M.Sc. Velimir Jukić, director
Prepared by: Ms. Azra Demirović

First Release data are also published on the Internet
