



# FIRST RELEASE



Users are kindly requested to mention the data source

GODINA X

SARAJEVO, 24.01.2017.

BROJ 11

## TOURISM STATISTICS Tourism in BIH, November 2017

In November 2016 tourists realised 66,534 tourist arrivals in Bosnia and Hercegovina which represent the decrease by 37.4% as compared to October 2016 and increase by 8.9% as compared to November 2015.

Tourists realised 132,685 tourist nights which represent the decrease by 36.4% as compared to October 2016 and increase by 7.9% as compared to November 2015. Domestic tourists share of total number of overnight stays was 40.0% and foreign tourists share was 60.0%.

The number of domestic tourist nights decreased by 17.6% as compared to October 2016 and increased by 3,0% as compared to November 2015. Foreign tourist nights decreased by 44,8% as compared to October 2016 and increased by 11.4% as compared to November 2015.

Concerning the structure of foreign tourist nights in November 2016, the most of them (59.6%) were realised by tourists from: Croatia(26.9%), Serbia(11.0%), Slovenia and Italy by (6.4%), Turkey (5.7%) and USA (3.2%). Tourists from other countries realised 40,4% of tourist nights.

Regarding the average detention of foreign tourist stays in our country on the first place comes: Kuwait with average stay by 3.6 nights, India and Egypt by 3.1 nights, followed by Croatia, Australi, New Zealand and Israel by 2.9 nights.

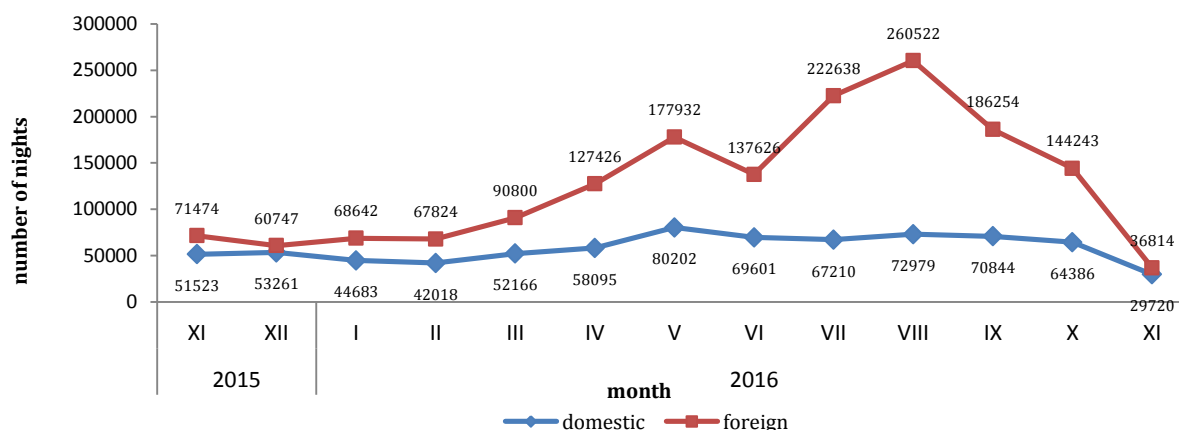
Available rooms, apartments and camping sites for tourists in Bosnia and Herzegovina in November 2016 amounted to 16,456, which is 10.7% increase compared to November 2015. Number of available beds was 34,602 beds, which is increase by 10.0%, compared to the same month of 2015.

In November 2016, in the activity - Hotels and similar accommodation, number of rooms and apartments available to tourists amounted to 14,752 which is an increase of 10.5% compared to November 2015., and number of available beds amounted to 29,892 which is an increase of 10.0%, compared to the same month of the previous year.

Net occupancy rate of permanent beds was 13.5%.

According to the type of accommodation facility the highest number of nights was recorded in Hotels and similar accommodation with share of 92.9%.

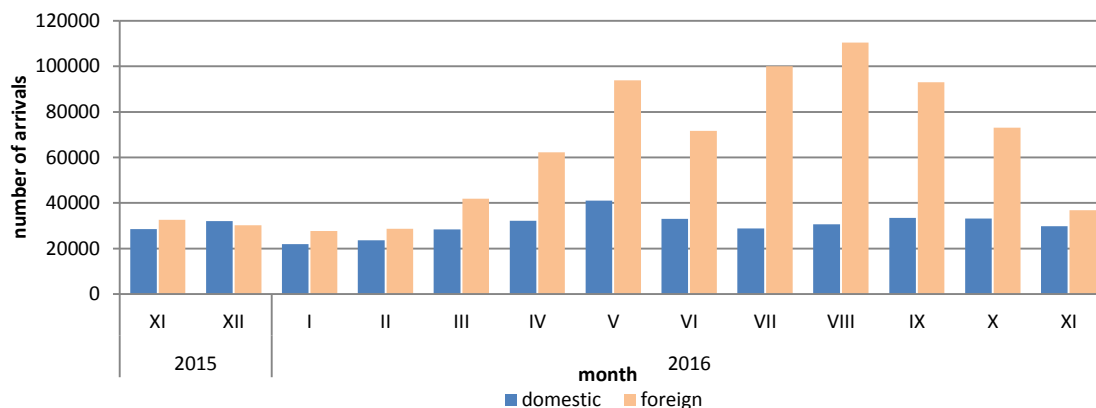
Tourist nights by months November 2015 - November 2016



**Table 1: Tourist arrivals and nights**

|                         | Arrivals      |                |               |                              |                               | Nights         |                |                |                              |                               | XI 2016                        |   |
|-------------------------|---------------|----------------|---------------|------------------------------|-------------------------------|----------------|----------------|----------------|------------------------------|-------------------------------|--------------------------------|---|
|                         | XI 2015       | X 2016         | XI 2016       | Indices<br>XI 2016<br>X 2016 | Indices<br>XI 2016<br>XI 2015 | XI 2015        | X 2016         | XI 2016        | Indices<br>XI 2016<br>X 2016 | Indices<br>XI 2016<br>XI 2015 | Structure<br>of<br>nights<br>% | Average<br>number of<br>nights by<br>arrivals |
| <b>TOTAL</b>            | <b>61.103</b> | <b>106.226</b> | <b>66.534</b> | <b>62,6</b>                  | <b>108,9</b>                  | <b>122.997</b> | <b>208.629</b> | <b>132.685</b> | <b>63,6</b>                  | <b>107,9</b>                  | <b>100,0</b>                   | <b>2,0</b>                                    |
| <b>Domestic tourist</b> | 28.505        | 33.162         | 29.720        | 89,6                         | 104,3                         | 51.523         | 64.386         | 53.046         | 82,4                         | 103,0                         | 40,0                           | 1,8   |
| <b>Foreign tourist</b>  | 32.598        | 73.064         | 36.814        | 50,4                         | 112,9                         | 71.474         | 144.243        | 79.639         | 55,2                         | 111,4                         | 60,0                           | 2,2   |

**Tourist arrivals by months November 2015 - November 2016**



**Table 2: Foreign tourist arrivals and nights, by country of residence**

|                | Arrivals      |               |               |                              |                               | Nights        |                |               |                              |                               | XI 2016                        |   |
|----------------|---------------|---------------|---------------|------------------------------|-------------------------------|---------------|----------------|---------------|------------------------------|-------------------------------|--------------------------------|---|
|                | XII 2015      | X 2016        | XI 2016       | Indices<br>XI 2016<br>X 2016 | Indices<br>XI 2016<br>XI 2015 | XI 2015       | X 2016         | XI 2016       | Indices<br>XI 2016<br>X 2016 | Indices<br>XI 2016<br>XI 2015 | Structure<br>of<br>nights<br>% | Average<br>number of<br>nights by<br>arrivals |
| <b>TOTAL</b>   | <b>32.598</b> | <b>73.064</b> | <b>36.814</b> | <b>50,4</b>                  | <b>112,9</b>                  | <b>71.474</b> | <b>144.243</b> | <b>79.639</b> | <b>55,2</b>                  | <b>111,4</b>                  | <b>100,0</b>                   | <b>2,2</b>                                    |
| Albania        | 487           | 389           | 430           | 110,5                        | 88,3                          | 959           | 737            | 777           | 105,4                        | 81,0                          | 1,0                            | 1,8   |
| Austria        | 976           | 1.721         | 982           | 57,1                         | 100,6                         | 1.653         | 3.296          | 1.768         | 53,6                         | 107,0                         | 2,2                            | 1,8   |
| Belgium        | 93            | 253           | 141           | 55,7                         | 151,6                         | 247           | 416            | 303           | 72,8                         | 122,7                         | 0,4                            | 2,1   |
| Bulgaria       | 182           | 682           | 186           | 27,3                         | 102,2                         | 817           | 1.115          | 332           | 29,8                         | 40,6                          | 0,4                            | 1,8   |
| Montenegro     | 926           | 995           | 687           | 69,0                         | 74,2                          | 1.931         | 2.298          | 1.739         | 75,7                         | 90,1                          | 2,2                            | 2,5   |
| Czech Republic | 170           | 346           | 251           | 72,5                         | 147,6                         | 326           | 617            | 450           | 72,9                         | 138,0                         | 0,6                            | 1,8   |
| Denmark        | 79            | 291           | 173           | 59,5                         | 219,0                         | 152           | 608            | 407           | 66,9                         | 267,8                         | 0,5                            | 2,4   |
| Estonia        | 6             | 54            | 7             | 13,0                         | 116,7                         | 16            | 113            | 11            | 9,7                          | 68,8                          | 0,0                            | 1,6   |
| Finland        | 42            | 203           | 47            | 23,2                         | 111,9                         | 84            | 439            | 89            | 20,3                         | 106,0                         | 0,1                            | 1,9   |
| France         | 302           | 1.266         | 287           | 22,7                         | 95,0                          | 604           | 3.480          | 568           | 16,3                         | 94,0                          | 0,7                            | 2,0   |
| Greece         | 72            | 477           | 86            | 18,0                         | 119,4                         | 131           | 1.119          | 140           | 12,5                         | 106,9                         | 0,2                            | 1,6   |
| Netherlands    | 292           | 557           | 328           | 58,9                         | 112,3                         | 629           | 1.110          | 595           | 53,6                         | 94,6                          | 0,7                            | 1,8   |
| Croatia        | 6.640         | 8.876         | 7.290         | 82,1                         | 109,8                         | 17.625        | 21.492         | 21.398        | 99,6                         | 121,4                         | 26,9                           | 2,9   |
| Ireland        | 666           | 428           | 140           | 32,7                         | 21,0                          | 1.433         | 1.317          | 346           | 26,3                         | 24,1                          | 0,4                            | 2,5   |
| Iceland        | 13            | 33            | 11            | 33,3                         | 84,6                          | 28            | 144            | 23            | 16,0                         | 82,1                          | 0,0                            | 2,1   |
| Italy          | 1.663         | 3.903         | 2.072         | 53,1                         | 124,6                         | 3.779         | 9.384          | 5.082         | 54,2                         | 134,5                         | 6,4                            | 2,5   |

(continued on next page)

(continued)

|  | Arrivals |        |         |                              |                               | Nights  |        |         |                              |                               | XI 2016                     |   |
|--|----------|--------|---------|------------------------------|-------------------------------|---------|--------|---------|------------------------------|-------------------------------|-----------------------------|---|
|  | XI 2015  | X 2016 | XI 2016 | Indices<br>XI 2016<br>X 2016 | Indices<br>XI 2016<br>XI 2015 | XI 2015 | X 2016 | XI 2016 | Indices<br>XI 2016<br>X 2016 | Indices<br>XI 2016<br>XI 2015 | Structure<br>of nights<br>% | Average<br>number of<br>nights by<br>arrivals |
| Cyprus   | 7        | 15     | 14      | 93,3                         | 200,0                         | 15      | 32     | 23      | 71,9                         | 153,3                         | 0,0                         | 1,6   |
| Latvia   | 13       | 13     | 15      | 115,4                        | 115,4                         | 30      | 20     | 24      | 120,0                        | 80,0                          | 0,0                         | 1,6   |
| Lithuania  | 19       | 117    | 35      | 29,9                         | 184,2                         | 82      | 245    | 82      | 33,5                         | 100,0                         | 0,1                         | 2,3   |
| Luxembourg   | 19       | 18     | 23      | 127,8                        | 121,1                         | 48      | 45     | 51      | 113,3                        | 106,3                         | 0,1                         | 2,2   |
| Hungary  | 304      | 997    | 276     | 27,7                         | 90,8                          | 624     | 1.495  | 565     | 37,8                         | 90,5                          | 0,7                         | 2,0   |
| FYR of<br>Macedonia                                    | 528      | 803    | 523     | 65,1                         | 99,1                          | 1.106   | 1.610  | 1.097   | 68,1                         | 99,2                          | 1,4                         | 2,1   |
| Malta  | 2        | 14     | 4       | 28,6                         | 200,0                         | 7       | 23     | 6       | 26,1                         | 85,7                          | 0,0                         | 1,5   |
| Norway   | 170      | 317    | 141     | 44,5                         | 82,9                          | 333     | 646    | 331     | 51,2                         | 99,4                          | 0,4                         | 2,3   |
| Germany  | 1.049    | 3.558  | 1.188   | 33,4                         | 113,3                         | 2.249   | 9.880  | 2.405   | 24,3                         | 106,9                         | 3,0                         | 2,0   |
| Poland   | 354      | 1.773  | 342     | 19,3                         | 96,6                          | 842     | 2.754  | 872     | 31,7                         | 103,6                         | 1,1                         | 2,5   |
| Portugal   | 59       | 120    | 50      | 41,7                         | 84,7                          | 123     | 284    | 137     | 48,2                         | 111,4                         | 0,2                         | 2,7   |
| Romania  | 239      | 447    | 182     | 40,7                         | 76,2                          | 433     | 694    | 419     | 60,4                         | 96,8                          | 0,5                         | 2,3   |
| Russian<br>Federation                                  | 178      | 439    | 158     | 36,0                         | 88,8                          | 322     | 923    | 341     | 36,9                         | 105,9                         | 0,4                         | 2,2   |
| Slovakia   | 152      | 197    | 142     | 72,1                         | 93,4                          | 305     | 385    | 246     | 63,9                         | 80,7                          | 0,3                         | 1,7   |
| Slovenia   | 2.352    | 7.337  | 2.972   | 40,5                         | 126,4                         | 4.112   | 12.085 | 5.136   | 42,5                         | 124,9                         | 6,4                         | 1,7   |
| Serbia   | 4.524    | 5.567  | 4.815   | 86,5                         | 106,4                         | 8.492   | 10.555 | 8.757   | 83,0                         | 103,1                         | 11,0                        | 1,8   |
| Spain  | 127      | 640    | 394     | 61,6                         | 310,2                         | 254     | 1.551  | 1.049   | 67,6                         | 413,0                         | 1,3                         | 2,7   |
| Switzerland<br>(including<br>Liechtenstein)            | 226      | 996    | 245     | 24,6                         | 108,4                         | 466     | 2.171  | 428     | 19,7                         | 91,8                          | 0,5                         | 1,7   |
| Sweden   | 617      | 644    | 821     | 127,5                        | 133,1                         | 1.241   | 1.328  | 1.588   | 119,6                        | 128,0                         | 2,0                         | 1,9   |
| Turkey   | 2.518    | 6.612  | 2.611   | 39,5                         | 103,7                         | 6.150   | 10.035 | 4.556   | 45,4                         | 74,1                          | 5,7                         | 1,7   |
| United Kingdom   | 443      | 974    | 468     | 48,0                         | 105,6                         | 970     | 2.336  | 1.009   | 43,2                         | 104,0                         | 1,3                         | 2,2   |
| Ukraine  | 67       | 96     | 108     | 112,5                        | 161,2                         | 178     | 262    | 196     | 74,8                         | 110,1                         | 0,2                         | 1,8   |
| Other European<br>countries                            | 368      | 523    | 227     | 43,4                         | 61,7                          | 845     | 1.189  | 578     | 48,6                         | 68,4                          | 0,7                         | 2,5   |
| Egypt  | 51       | 60     | 64      | 106,7                        | 125,5                         | 79      | 196    | 201     | 102,6                        | 254,4                         | 0,3                         | 3,1   |
| South Africa   | 10       | 8      | 2       | 25,0                         | 20,0                          | 118     | 22     | 4       | 18,2                         | 3,4                           | 0,0                         | 2,0   |
| Other African<br>countries                             | 43       | 77     | 50      | 64,9                         | 116,3                         | 177     | 165    | 128     | 77,6                         | 72,3                          | 0,2                         | 2,6   |
| Canada   | 120      | 503    | 105     | 20,9                         | 87,5                          | 248     | 974    | 242     | 24,8                         | 97,6                          | 0,3                         | 2,3   |
| USA  | 867      | 2.081  | 1.279   | 61,5                         | 147,5                         | 1.845   | 4.429  | 2.512   | 56,7                         | 136,2                         | 3,2                         | 2,0   |
| Other Northern<br>American<br>countries                | 13       | 37     | 22      | 59,5                         | 169,2                         | 34      | 90     | 63      | 70,0                         | 185,3                         | 0,1                         | 2,9   |
| Brazil   | 38       | 299    | 61      | 20,4                         | 160,5                         | 90      | 502    | 118     | 23,5                         | 131,1                         | 0,1                         | 1,9   |
| Other Southern<br>and Central<br>American<br>countries | 77       | 543    | 220     | 40,5                         | 285,7                         | 149     | 1.072  | 512     | 47,8                         | 343,6                         | 0,6                         | 2,3   |
| India  | 26       | 288    | 63      | 21,9                         | 242,3                         | 42      | 505    | 198     | 39,2                         | 471,4                         | 0,2                         | 3,1   |
| Iran   | 32       | 33     | 28      | 84,8                         | 87,5                          | 55      | 65     | 71      | 109,2                        | 129,1                         | 0,1                         | 2,5   |
| Israel   | 37       | 349    | 71      | 20,3                         | 191,9                         | 88      | 788    | 206     | 26,1                         | 234,1                         | 0,3                         | 2,9   |
| Japan  | 369      | 802    | 338     | 42,1                         | 91,6                          | 484     | 1.108  | 436     | 39,4                         | 90,1                          | 0,5                         | 1,3   |
| China  | 502      | 2.284  | 482     | 21,1                         | 96,0                          | 931     | 2.600  | 713     | 27,4                         | 76,6                          | 0,9                         | 1,5   |
| Republic of<br>Korea                                   | 817      | 5.364  | 1.552   | 28,9                         | 190,0                         | 1.087   | 6.019  | 1.651   | 27,4                         | 151,9                         | 2,1                         | 1,1   |
| Kuwait   | 332      | 472    | 193     | 40,9                         | 58,1                          | 1.172   | 1.809  | 700     | 38,7                         | 59,7                          | 0,9                         | 3,6   |
| Saudi Arabia   | 282      | 714    | 479     | 67,1                         | 169,9                         | 739     | 1.802  | 1.178   | 65,4                         | 159,4                         | 1,5                         | 2,5   |
| Other Asian<br>countries                               | 1.952    | 5.829  | 2.743   | 47,1                         | 140,5                         | 4.291   | 12.766 | 6.300   | 49,3                         | 146,8                         | 7,9                         | 2,3   |
| Australia  | 66       | 462    | 139     | 30,1                         | 210,6                         | 172     | 800    | 406     | 50,8                         | 236,0                         | 0,5                         | 2,9   |
| New Zealand  | 14       | 55     | 8       | 14,5                         | 57,1                          | 23      | 90     | 23      | 25,6                         | 100,0                         | 0,0                         | 2,9   |
| Other countries<br>of Oceania                          | 6        | 113    | 43      | 38,1                         | 716,7                         | 9       | 208    | 53      | 25,5                         | 588,9                         | 0,1                         | 1,2   |

Foreign tourist nights and arrivals, by country of residence, November 2016

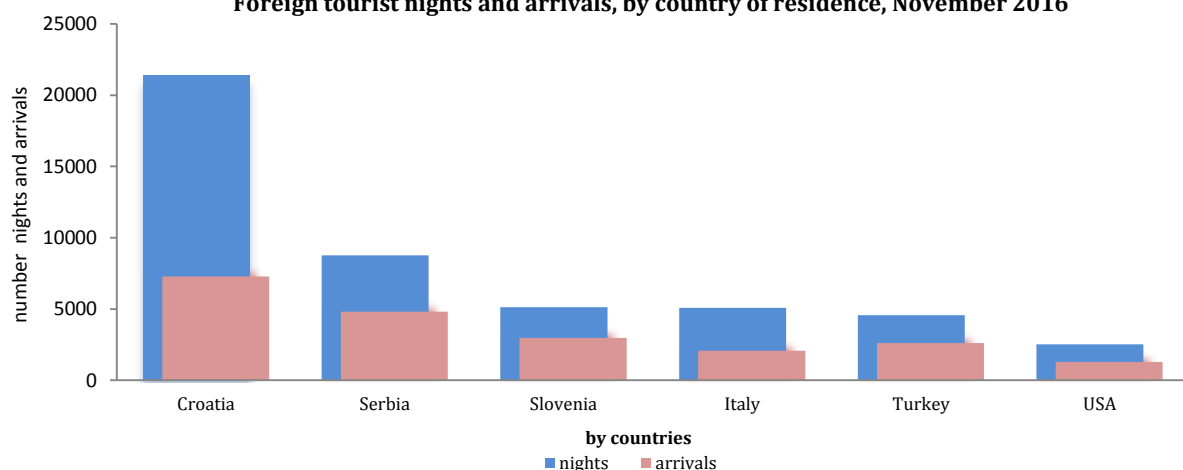


Table 3: Tourist arrivals and nights according to the classification of activities <sup>1)</sup>

|  | Arrivals      |                |               |                              |                               | Nights         |                |                |                              |                               | XI 2016                     |
|--|---------------|----------------|---------------|------------------------------|-------------------------------|----------------|----------------|----------------|------------------------------|-------------------------------|-----------------------------|
|  | XI 2015       | X 2016         | XI 2016       | Indices<br>XI 2016<br>X 2016 | Indices<br>XI 2016<br>XI 2015 | XI 2015        | X 2016         | XI 2016        | Indices<br>XI 2016<br>X 2016 | Indices<br>XI 2016<br>XI 2015 | Structure<br>of nights<br>% |
| <b>Total</b>                               | <b>61.103</b> | <b>106.226</b> | <b>66.534</b> | <b>62,6</b>                  | <b>108,9</b>                  | <b>122.997</b> | <b>208.629</b> | <b>132.685</b> | <b>63,6</b>                  | <b>107,9</b>                  | <b>100,0</b>                |
| Hotels and similar accommodation           | 58.642        | 100.867        | 63.101        | 62,6                         | 107,6                         | 115.523        | 194.262        | 123.301        | 63,5                         | 106,7                         | 92,9                        |
| Holiday and other short-stay accommodation | 1.532         | 3.454          | 2.252         | 65,2                         | 147,0                         | 3.141          | 7.082          | 4.681          | 66,1                         | 149,0                         | 3,5                         |
| Camps and camping grounds                  | 15            | 276            | 137           | 49,6                         | 913,3                         | 23             | 434            | 169            | 38,9                         | 734,8                         | 0,1                         |
| Other accommodation                        | 914           | 1.629          | 1.044         | 64,1                         | 114,2                         | 4.310          | 6.851          | 4.534          | 66,2                         | 105,2                         | 3,4                         |
| <b>Domestic tourist</b>                    | <b>28.505</b> | <b>33.162</b>  | <b>29.720</b> | <b>89,6</b>                  | <b>104,3</b>                  | <b>51.523</b>  | <b>64.386</b>  | <b>53.046</b>  | <b>82,4</b>                  | <b>103,0</b>                  | <b>40,0</b>                 |
| Hotels and similar accommodation           | 27.144        | 30.910         | 28.040        | 90,7                         | 103,3                         | 47.019         | 57.687         | 48.447         | 84,0                         | 103,0                         | 36,5                        |
| Holiday and other short-stay accommodation | 688           | 1.332          | 1.116         | 83,8                         | 162,2                         | 1.140          | 2.134          | 1.787          | 83,7                         | 156,8                         | 1,3                         |
| Camps and camping grounds                  | -             | 63             | 32            | 50,8                         | -                             | -              | 73             | 34             | 46,6                         | -                             | -                           |
| Other accommodation                        | 673           | 857            | 532           | 62,1                         | 79,0                          | 3.364          | 4.492          | 2.778          | 61,8                         | 82,6                          | 2,1                         |
| <b>Foreign tourist</b>                     | <b>32.598</b> | <b>73.064</b>  | <b>36.814</b> | <b>50,4</b>                  | <b>112,9</b>                  | <b>71.474</b>  | <b>144.243</b> | <b>79.639</b>  | <b>55,2</b>                  | <b>111,4</b>                  | <b>60,0</b>                 |
| Hotels and similar accommodation           | 31.498        | 69.957         | 35.061        | 50,1                         | 111,3                         | 68.504         | 136.575        | 74.854         | 54,8                         | 109,3                         | 56,4                        |
| Holiday and other short-stay accommodation | 844           | 2.122          | 1.136         | 53,5                         | 134,6                         | 2.001          | 4.948          | 2.894          | 58,5                         | 144,6                         | 2,2                         |
| Camps and camping grounds                  | 15            | 213            | 105           | 49,3                         | 700,0                         | 23             | 361            | 135            | 37,4                         | 587,0                         | 0,1                         |
| Other accommodation                        | 241           | 772            | 512           | 66,3                         | 212,4                         | 946            | 2.359          | 1.756          | 74,4                         | 185,6                         | 1,3                         |

<sup>1)</sup> The Classification of Economic Activities of BiH 2010

## NOTES ON METHODOLOGY

### The purpose of the statistical survey

The purpose of the statistical survey is to monitor the tourist activity realised in commercial accommodation establishments and to provide internationally comparable BiH's statistics of tourism in accordance with current EU Regulations for the tourism statistics.

### Observation units

Observation units are all business entities /legal units which are, by the main activity, registered in accommodation activity (division 55 - KD BiH 2010), persons as well as households that rent accommodation establishments to tourists. For the purpose of the survey, Classification of Activities in Bosnia and Herzegovina - KD BiH 2010 was used, and it is fully compliant with the European Classification of Economic Activities - NACE Rev. 2.

### Coverage

Reporting units are all business entities (enterprises, entrepreneurs, institutions, associations etc.) and parts thereof engaged in providing accommodation services in tourism registered according to the CA BiH 2010 under section : 55.1 (hotels and similar accommodation), 55.2 (holiday and other short - stay accommodation), 55.3 (camps and camping grounds), 55.9 (other accommodation), health institutions for their facilities in which persons stay for medical rehabilitation (costs are on persons themselves), business entities and parts thereof engaged in tourist stay in rural households, houses, camps, apartments and rooms directly rented by private persons/households. Survey covers the entire territory of Bosnia and Herzegovina.

### Source and methods of data collection

Data on turnover of tourists (number of tourist arrivals and tourist nights) are collected from regular monthly report (TU-11 form). Reports are usually made on the basis of reception records in guest books, entities and their parts engaged in organising and arranging of tourists.

### Definitions

**Tourism** means the activity of visitors taking a trip to a main destination outside their usual environment for less than a year, for leisure, business or other personal purpose other than to be employed by a resident entity in the place visited.

**Tourist** is every person who, outside his place of permanent residence, spends one night in a hotel or some other accommodation facility for reasons of rest, recreation, health, study, sport, religion, family, business, public tasks or meeting.

**Residence** is a place where a person came with the intention of permanent stay. Tourist is registered in every place or establishment where he stays and, therefore, in case he/she changes the place or establishment, he/she must register again, which results in data ambiguity. Consequently, the statistics register the number of tourist arrivals and not the number of tourists.

**Domestic tourist** is a person with permanent residence in the BiH who spends at least one night in a hotel or some other accommodation establishment outside their place or residence.

**Foreign tourist** is every person with permanent residence outside in BiH who temporarily resides in BiH and who spends at least one night in a hotel or some other accommodation establishment.

**Tourist arrivals** refer to the number of persons (tourists) who arrived and registered their stay in an accommodation establishment.

**Tourist nights** refer to every registered overnight stay of a person (tourist) in an accommodation establishment.

**Accommodation capacities** are presented as the number of rooms, apartments and camping sites, and the number of permanent beds.

**Permanent beds** are those that are regularly ready-made for renting to guests.

**Occupancy rate of permanent beds (net)** in the reference period is obtained by dividing the total number of nights by the number of beds on offer and the number of days when the beds are actually available for use during the reference period. The data are expressed as a percentage.

### Symbols

- no occurrence

0,0 value not zero but less than 0,05 unit of measure use

---

Published and printed by the Agency for Statistics of the Bosnia and Herzegovina, 71000 Sarajevo, Zelenih beretki 26

Phone: +387 (33) 911 911 · Telefax: +387 (33) 220 622  
E-mail : bhas@bhas.ba · Web site: <http://www.bhas.ba>

Person responsible: M.Sc. Velimir Jukić, director  
Prepared by: Ms. Azra Demirović

First Release data are also published on the Internet

---