



FIRST RELEASE



Users are kindly requested to mention the data source

YEAR XI

SARAJEVO, 10.10.2017.

NUMBER 07

TOURISM STATISTICS

Cumulative data, January - August 2017

In the period from January - August 2017 tourists realised 883,575 tourists arrivals which represent the increase by 13.9% and 1,847,944 overnight stays which is increase by 12.7% as compared to the same period of 2016.

The number of domestic tourist nights increased by 4.0% and number of foreign tourist nights increased by 16.3% as compared to the same period of 2016. Domestic tourist's share of total number of overnight stays was 27.4% and foreign tourists share was 72.6%.

Concerning the structure of foreign tourist nights, most of them (51.9%) were realised by tourists from Croatia (10.8%), Serbia (7.9%), Turkey (7.6%), United Arab Emirates (6.2%), Italy (5.7%), Poland (5.1%), Slovenia (4.8%), and Saudi Arabia (3.8%). Tourists from other countries realised 48.1% of tourist nights.

Regarding the average detention of foreign tourist stays, on the first place comes Malta with average stay with 5.8 nights, Kuwait with 3.7 nights, Ireland and Katar by 3.4 nights, France with 3.3 nights, Iran with 3.1 and Romania and United Arab Emirates by nights 3.0 nights.

According to the type of accommodation facility the highest number of nights was recorded in Hotels and similar accommodation with share of 92.0%.

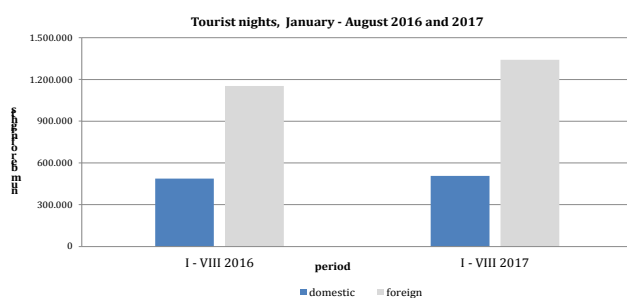
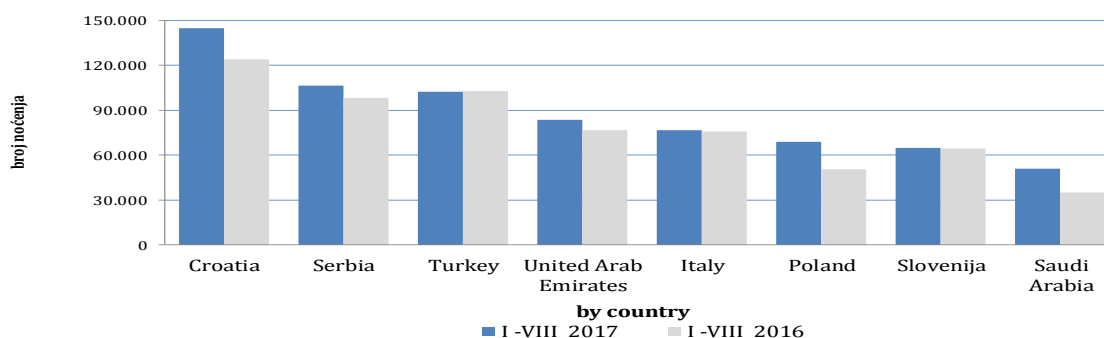


Table 1 : Tourist arrivals and nights

	ARRIVALS			NIGHTS			I - VIII 2017	
	I - VIII 2016 *	I - VIII 2017	Indices $\frac{I - VIII 2017}{I - VIII 2016}$	I - VIII 2016 *	I - VIII 2017	Indices $\frac{I - VIII 2017}{I - VIII 2016}$	Structure of nights %	Average number of nights by arrivals
TOTAL	776,053	883,575	113.9	1,640,364	1,847,944	112.7	100.0	2.1
Domestic tourist	239,570	247,302	103.2	486,954	506,349	104.0	27.4	2.0
Foreign tourist	536,483	636,273	118.6	1,153,410	1,341,595	116.3	72.6	2.1

*) final data

Foreign tourists nights by country of residence January - August 2016. i 2017.

Table 2 : Foreign tourist arrivals and nights by country of residence

	ARRIVALS			NIGHTS			I - VIII 2017	
	I - VIII 2016 *	I - VIII 2017	Indices $\frac{I - VIII 2017}{I - VIII 2016}$	I - VIII 2016 *	I - VIII 2017	Indices $\frac{I - VIII 2017}{I - VIII 2016}$	Structure of nights %	Average number of nights by arrivals
TOTAL	536,483	636,273	118.6	1,153,410	1,341,595	116.3	100.0	2.1
Albania	2,050	2,380	116.1	3,807	4,786	125.7	0.4	2.0
Austria	14,623	16,910	115.6	27,751	32,475	117.0	2.4	1.9
Belgium	2,694	4,130	153.3	6,783	8,962	132.1	0.7	2.2
Bulgaria	4,339	5,692	131.2	8,002	9,285	116.0	0.7	1.6
Montenegro	7,993	9,439	118.1	20,426	21,943	107.4	1.6	2.3
Czech Republic	3,293	4,196	127.4	6,817	7,650	112.2	0.6	1.8
Denmark	2,355	2,991	127.0	6,026	8,061	133.8	0.6	2.7
Estonia	238	327	137.4	504	753	149.4	0.1	2.3
Finland	1,133	1,293	114.1	2,255	2,639	117.0	0.2	2.0
France	10,116	12,092	119.5	28,372	39,479	139.1	2.9	3.3
Greece	5,094	3,712	72.9	9,974	7,752	77.7	0.6	2.1
Netherlands	7,632	9,204	120.6	18,137	22,971	126.7	1.7	2.5
Croatia	55,436	62,316	112.4	124,075	144,725	116.6	10.8	2.3
Ireland	2,167	2,485	114.7	7,572	8,500	112.3	0.6	3.4
Iceland	167	118	70.7	468	242	51.7	0.0	2.1

(continued on next page)

(continued)

	ARRIVALS			NIGHTS			I - VIII 2017	
	I - VIII 2016 *	I - VIII 2017	Indices I - VIII 2017 I - VIII 2016	I - VIII 2016 *	I - VIII 2017	Indices I - VIII 2017 I - VIII 2016	Structure of nights %	Average number of nights by arrivals
Italy	29,541	31,161	105.5	75,600	76,420	101.1	5.7	2.5
Cyprus	737	425	57.7	1,102	613	55.6	0.0	1.4
Latvia	530	469	88.5	1,490	1,036	69.5	0.1	2.2
Lithuania	684	770	112.6	2,852	1,112	39.0	0.1	1.4
Luxembourg	379	394	104.0	848	931	109.8	0.1	2.4
Hungary	6,427	7,700	119.8	13,223	16,687	126.2	1.2	2.2
FYR of Macedonia	4,727	5,348	113.1	10,273	10,703	104.2	0.8	2.0
Malta	360	376	104.4	2,020	2,163	107.1	0.2	5.8
Norway	2,768	3,612	130.5	6,299	8,457	134.3	0.6	2.3
Germany	18,848	23,036	122.2	41,082	50,428	122.7	3.8	2.2
Poland	22,029	30,390	138.0	50,354	68,740	136.5	5.1	2.3
Portugal	1,546	1,514	97.9	2,315	2,697	116.5	0.2	1.8
Romania	2,717	3,187	117.3	6,716	9,633	143.4	0.7	3.0
Russian Federation	2,681	3,494	130.3	5,723	7,232	126.4	0.5	2.1
Slovakia	1,611	2,418	150.1	3,415	4,701	137.7	0.4	1.9
Slovenia	31,719	34,735	109.5	64,335	64,794	100.7	4.8	1.9
Serbia	47,740	51,227	107.3	98,130	106,475	108.5	7.9	2.1
Spain	5,793	7,469	128.9	12,656	14,592	115.3	1.1	2.0
Switzerland (including Liechtenstein)	5,979	7,106	118.8	12,466	14,696	117.9	1.1	2.1
Sweden	7,132	8,740	122.5	16,804	19,965	118.8	1.5	2.3
Turkey	63,247	67,005	105.9	102,483	102,301	99.8	7.6	1.5
United Kingdom	7,070	8,833	124.9	15,402	20,849	135.4	1.6	2.4
Ukraine	845	1,277	151.1	1,878	2,425	129.1	0.2	1.9
Other European countries	2,172	1,858	85.5	5,689	3,829	67.3	0.3	2.1
Egypt	692	864	124.9	1,621	1,909	117.8	0.1	2.2
South Africa	168	312	185.7	669	711	106.3	0.1	2.3
Other African countries	869	1,078	124.1	2,211	2,797	126.5	0.2	2.6
Canada	2,865	3,819	133.3	5,838	7,684	131.6	0.6	2.0
USA	13,711	17,677	128.9	30,970	39,350	127.1	2.9	2.2
Other Northern American countries	280	565	201.8	570	1,002	175.8	0.1	1.8
Brazil	1,541	2,192	142.2	2,782	3,960	142.3	0.3	1.8
Other Southern and Central American countries	2,420	3,586	148.2	5,124	7,295	142.4	0.5	2.0
Bahrain ¹⁾	6,053	6,689	110.5	17,660	19,379	109.7	1.4	2.9
India	1,383	1,211	87.6	2,899	2,791	96.3	0.2	2.3
Iran	167	260	155.7	387	810	209.3	0.1	3.1
Israel	1,909	5,888	308.4	3,686	12,661	343.5	0.9	2.2
Japan	4,378	4,332	98.9	5,644	5,758	102.0	0.4	1.3
Republic of Korea	29,430	36,079	122.6	33,158	39,666	119.6	3.0	1.1
Qatar ¹⁾	2,842	1,905	67.0	11,229	6,425	57.2	0.5	3.4
China	8,459	18,694	221.0	10,615	22,102	208.2	1.6	1.2
Kuwait	11,118	8,278	74.5	37,614	31,008	82.4	2.3	3.7
Saudi Arabia	14,290	20,339	142.3	34,923	50,932	145.8	3.8	2.5
United Arab Emirates ¹⁾	25,990	28,071	108.0	76,377	83,679	109.6	6.2	3.0
Other Asian countries (including Malaysia and Oman)	14,784	27,462	185.8	32,684	56,288	172.2	4.2	2.0
-Malaysia ²⁾	-	6,646	-	-	9,100	-	0.7	1.4
-Oman ²⁾	-	10,547	-	-	26,565	-	2.0	2.5
Australia	5,506	6,176	112.2	10,871	11,746	108.0	0.9	1.9
New Zealand	574	732	127.5	1,018	1,350	132.6	0.1	1.8
Other countries of Oceania	442	235	53.2	736	590	80.2	0.0	2.5

¹⁾ Since 2016, Bahrain, Qatar and United Arab Emirates have been detached from other Asian countries and are now observed separately.

²⁾ Since 2017, Malaysia and Oman have been detached from other Asian countries and are now observed separately.

*) final data

Structure of tourists nights according to the classification of activity 1) January - August 2016 and 2017.

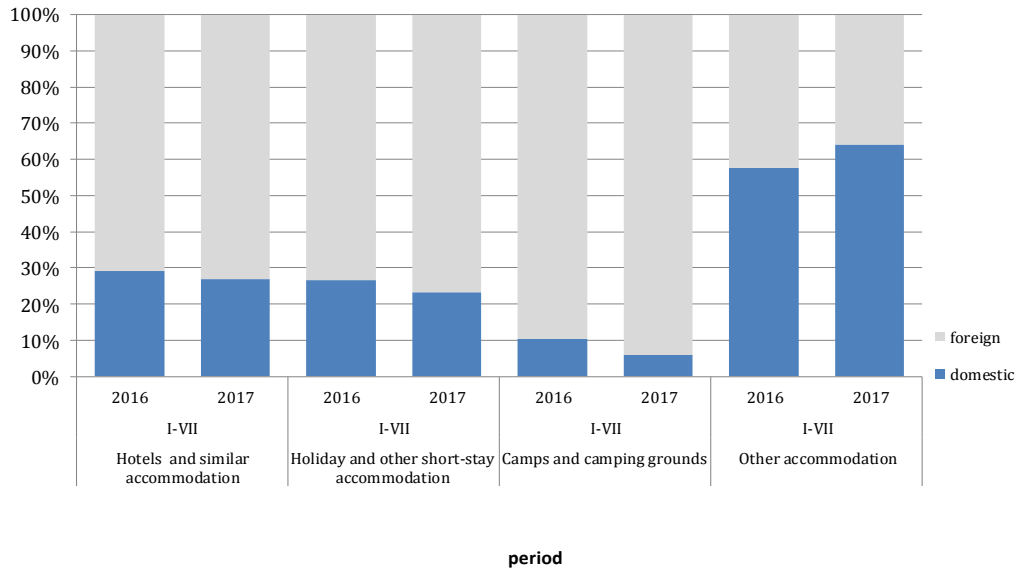


Table 3 : Tourist arrivals and nights according to the classification of activities 1)

	ARRIVALS			NIGHTS			I - VIII 2017
	I - VIII 2016 *	I - VIII 2017	Indices $\frac{I - VIII 2017}{I - VIII 2016}$	I - VIII 2016 *	I - VIII 2017	Indices $\frac{I - VIII 2017}{I - VIII 2016}$	Structure of nights %
TOTAL	776,053	883,575	113,9	1,640,364	1,847,944	112,7	100,0
Hotels and similar accommodation	724,605	825,306	113,9	1,512,161	1,700,833	112,5	92,0
Holiday and other short-stay accommodation	26,398	32,401	122,7	56,361	71,845	127,5	3,9
Camps and camping grounds	10,489	10,935	104,3	18,502	19,584	105,8	1,1
Other accommodation	14,561	14,933	102,6	53,340	55,682	104,4	3,0
Domestic tourists	239,570	247,302	103,2	486,954	506,349	104,0	27,4
Hotels and similar accommodation	222,431	229,418	103,1	439,228	456,107	103,8	24,7
Holiday and other short-stay accommodation	8,828	9,835	111,4	15,060	16,623	110,4	0,9
Camps and camping grounds	1735	871	50,2	1943	1149	59,1	0,1
Other accommodation	6,576	7,178	109,2	30,723	32,470	105,7	1,8
Foreign tourist	536,483	636,273	118,6	1,153,410	1,341,595	116,3	72,6
Hotels and similar accommodation	502,174	595,888	118,7	1,072,933	1,244,726	116,0	67,4
Holiday and other short-stay accommodation	17,570	22,566	128,4	41,301	55,222	133,7	3,0
Camps and camping grounds	8,754	10,064	115,0	16,559	18,435	111,3	1,0
Other accommodation	7,985	7,755	97,1	22,617	23,212	102,6	1,3

1) The Classification of Economic Activities of BiH 2010

*) final data

NOTES ON METHODOLOGY

The purpose of the statistical survey

The purpose of the statistical survey is to monitor the tourist activity realised in commercial accommodation establishments and to provide internationally comparable BiH's statistics of tourism in accordance with current EU Regulations for the tourism statistics.

Observation units

Observation units are all business entities /legal units which are, by the main activity, registered in accommodation activity (division 55 - KD BiH 2010), persons as well as households that rent accommodation establishments to tourists. For the purpose of the survey, Classification of Activities in Bosnia and Herzegovina - KD BiH 2010 was used, and it is fully compliant with the European Classification of Economic Activities - NACE Rev. 2.

Coverage

Reporting units are all business entities (enterprises, entrepreneurs, institutions, associations etc.) and parts thereof engaged in providing accommodation services in tourism registered according to the CA BiH 2010 under section : 55.1 (hotels and similar accommodation), 55.2 (holiday and other short - stay accommodation), 55.3 (camps and camping grounds), 55.9 (other accommodation), health institutions for their facilities in which persons stay for medical rehabilitation (costs are on persons themselves), business entities and parts thereof engaged in tourist stay in rural households, houses, camps, apartments and rooms directly rented by private persons/households. Survey covers the entire territory of Bosnia and Herzegovina.

Source and methods of data collection

Data on turnover of tourists (number of tourist arrivals and tourist nights) are collected from regular monthly report (TU-11 form). Reports are usually made on the basis of reception records in guest books, entities and their parts engaged in organising and arranging of tourists.

Definitions

Tourism means the activity of visitors taking a trip to a main destination outside their usual environment for less than a year, for leisure, business or other personal purpose other than to be employed by a resident entity in the place visited.

Tourist is every person who, outside his place of permanent residence, spends one night in a hotel or some other accommodation facility for reasons of rest, recreation, health, study, sport, religion, family, business, public tasks or meeting.

Residence is a place where a person came with the intention of permanent stay. Tourist is registered in every place or establishment where he stays and, therefore, in case he/she changes the place or establishment, he/she must register again, which results in data ambiguity. Consequently, the statistics register the number of tourist arrivals and not the number of tourists.

Domestic tourist is a person with permanent residence in the BiH who spends at least one night in a hotel or some other accommodation establishment outside their place or residence.

Foreign tourist is every person with permanent residence outside in BiH who temporarily resides in BiH and who spends at least one night in a hotel or some other accommodation establishment.

Symbols

- no occurrence

0,0 value not zero but less than 0,05 unit of measure use