



FIRST RELEASE



Users are kindly requested to mention the data source

YEAR XI

SARAJEVO, 08.09.2017.

NUMBER 06

TOURISM STATISTICS

Cumulative data, January - July 2017

In the period from January -July 2017 tourists realised 722,563 tourists arrivals which represent the increase by 13.8% and 1,475,558 overnight stays which is increase by 12.9% as compared to the same period of 2016.

The number of domestic tourist nights increased by 4.0% and number of foreign tourist nights increased by 17.1% as compared to the same period of 2016. Domestic tourist's share of total number of overnight stays was 29.2% and foreign tourists share was 70.8%.

Concerning the structure of foreign tourist nights, most of them (53.7%) were realised by tourists from Croatia (12.5%), Serbia (8.7%), Turkey (8.0%), United Arab Emirates (5.6%), Italy (5.2%), Slovenia (5.1%), Poland (4.9%) and Germany (3.7%). Tourists from other countries realised 46.3% of tourist nights.

Regarding the average detention of foreign tourist stays, on the first place comes Kuwait with average stay with 3.6 nights, Ireland with 3.4 nights, Iran and Katar by 3.2 nights and Bahrein and Malta by 3.0 nights.

According to the type of accommodation facility the highest number of nights was recorded in Hotels and similar accommodation with share of 92.5%.

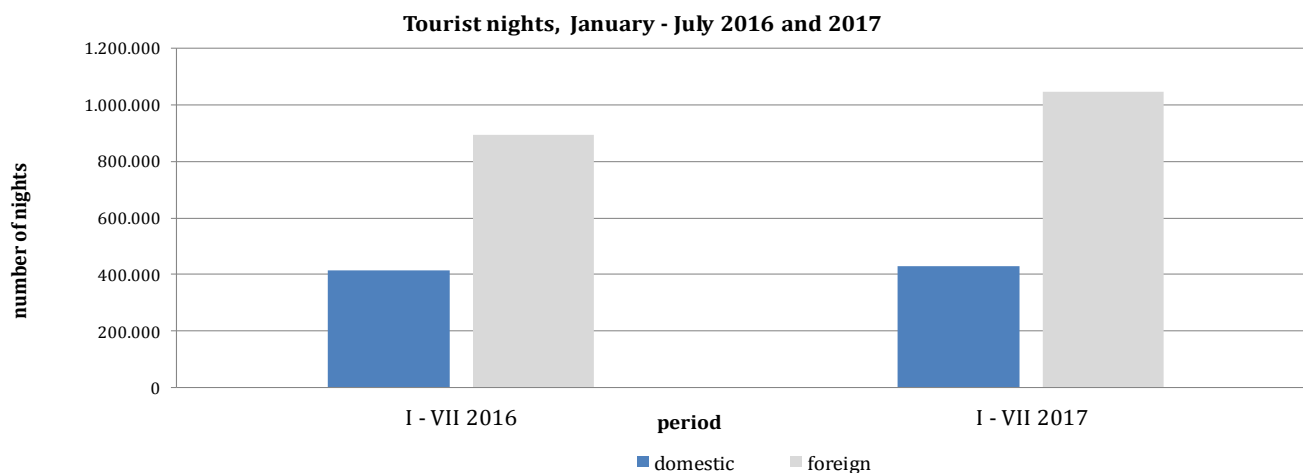


Table 1 : Tourist arrivals and nights

	ARRIVALS			NIGHTS			I - VII 2017	
	I - VII 2016 *	I - VII 2017	Indices $\frac{I - VII 2017}{I - VII 2016}$	I - VII 2016 *	I - VII 2017	Indices $\frac{I - VII 2017}{I - VII 2016}$	Structure of nights %	Average number of nights by arrivals
TOTAL	634,999	722,563	113.8	1,306,863	1,475,558	112.9	100.0	2.0
Domestic tourist	208,926	215,153	103.0	413,975	430,333	104.0	29.2	2.0
Foreign tourist	426,073	507,410	119.1	892,888	1,045,225	117.1	70.8	2.1

*) final data

**Foreign tourists nights by country of residence January - July
2016. i 2017.**

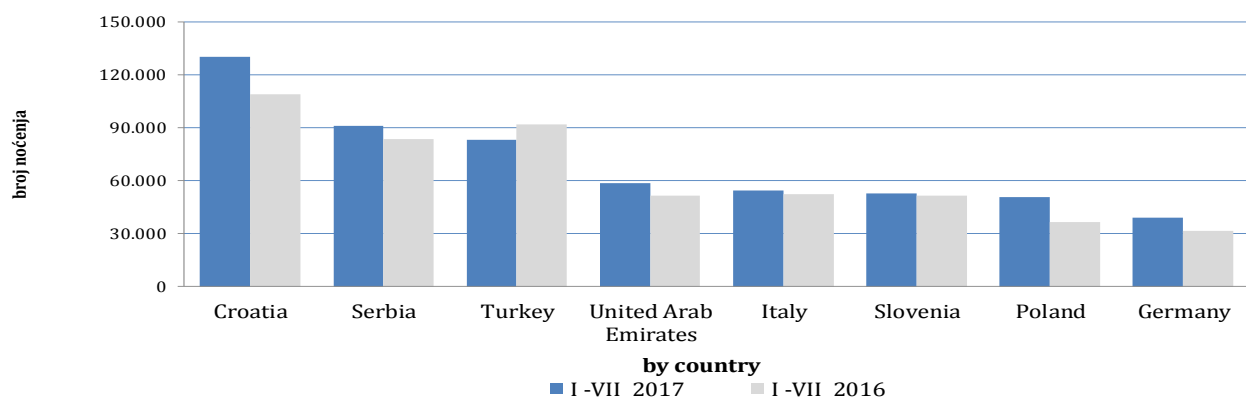


Table 2 : Foreign tourist arrivals and nights by country of residence

	ARRIVALS			NIGHTS			I - VII 2017	
	I - VII 2016 *	I - VII 2017	Indices $\frac{I - VII 2017}{I - VII 2016}$	I - VII 2016 *	I - VII 2017	Indices $\frac{I - VII 2017}{I - VII 2016}$	Structure of nights %	Average number of nights by arrivals
TOTAL	426,073	507,410	119.1	892,888	1,045,225	117.1	100.0	2.1
Albania	1,888	2,130	112.8	3,532	4,113	116.4	0.4	1.9
Austria	11,679	13,612	116.6	21,558	25,775	119.6	2.5	1.9
Belgium	2,206	3,458	156.8	5,858	7,345	125.4	0.7	2.1
Bulgaria	3,980	5,235	131.5	7,281	8,532	117.2	0.8	1.6
Montenegro	7,050	8,351	118.5	17,593	19,115	108.7	1.8	2.3
Czech Republic	2,343	3,054	130.3	4,897	5,676	115.9	0.5	1.9
Denmark	2,025	2,480	122.5	5,235	6,896	131.7	0.7	2.8
Estonia	168	220	131.0	401	520	129.7	0.0	2.4
Finland	994	1,138	114.5	1,965	2,300	117.0	0.2	2.0
France	7,511	8,914	118.7	20,053	26,087	130.1	2.5	2.9
Greece	3,637	2,177	59.9	7,216	4,127	57.2	0.4	1.9
Netherlands	5,855	7,118	121.6	14,018	18,423	131.4	1.8	2.6
Croatia	47,945	54,904	114.5	109,137	130,465	119.5	12.5	2.4
Ireland	1,717	2,018	117.5	6,234	6,877	110.3	0.7	3.4
Iceland	136	90	66.2	391	176	45.0	0.0	2.0

(continued on next page)

(continued)

	ARRIVALS			NIGHTS			I - VII 2017	
	I - VII 2016 *	I - VII 2017	Indices I - VII 2017 I - VII 2016	I - VII 2016 *	I - VII 2017	Indices I - VII 2017 I - VII 2016	Structure of nights %	Average number of nights by arrivals
Italy	20,012	22,614	113.0	52,311	54,373	103.9	5.2	2.4
Cyprus	325	289	88.9	517	414	80.1	0.0	1.4
Latvia	309	327	105.8	953	654	68.6	0.1	2.0
Lithuania	588	605	102.9	1,674	851	50.8	0.1	1.4
Luxembourg	268	231	86.2	594	457	76.9	0.0	2.0
Hungary	4,580	5,953	130.0	8,437	12,122	143.7	1.2	2.0
FYR of Macedonia	4,266	4,813	112.8	9,182	9,580	104.3	0.9	2.0
Malta	136	122	89.7	301	362	120.3	0.0	3.0
Norway	2,440	3,167	129.8	5,498	7,563	137.6	0.7	2.4
Germany	14,487	17,931	123.8	31,447	38,980	124.0	3.7	2.2
Poland	15,885	23,203	146.1	36,698	50,768	138.3	4.9	2.2
Portugal	898	992	110.5	1,548	1,839	118.8	0.2	1.9
Romania	2,133	2,578	120.9	4,907	7,553	153.9	0.7	2.9
Russian Federation	2,107	2,839	134.7	4,438	5,932	133.7	0.6	2.1
Slovakia	1,282	1,830	142.7	2,707	3,459	127.8	0.3	1.9
Slovenia	25,758	28,334	110.0	51,424	52,832	102.7	5.1	1.9
Serbia	41,443	44,376	107.1	83,728	91,311	109.1	8.7	2.1
Spain	4,042	4,883	120.8	8,808	9,590	108.9	0.9	2.0
Switzerland (including Liechtenstein)	4,837	5,697	117.8	10,154	11,860	116.8	1.1	2.1
Sweden	6,030	7,447	123.5	14,055	16,934	120.5	1.6	2.3
Turkey	55,894	53,295	95.4	92,157	83,424	90.5	8.0	1.6
United Kingdom	5,669	6,950	122.6	12,607	16,463	130.6	1.6	2.4
Ukraine	718	1,059	147.5	1,612	2,001	124.1	0.2	1.9
Other European countries	1,534	1,583	103.2	3,854	3,231	83.8	0.3	2.0
Egypt	631	628	99.5	1,444	1,465	101.5	0.1	2.3
South Africa	144	281	195.1	606	655	108.1	0.1	2.3
Other African countries	620	873	140.8	1,638	2,316	141.4	0.2	2.7
Canada	2,386	2,961	124.1	4,750	5,773	121.5	0.6	1.9
USA	11,441	14,852	129.8	26,050	32,553	125.0	3.1	2.2
Other Northern American countries	190	450	236.8	418	774	185.2	0.1	1.7
Brazil	1,255	1,852	147.6	2,274	3,372	148.3	0.3	1.8
Other Southern and Central American countries	1,821	2,772	152.2	3,581	5,197	145.1	0.5	1.9
Bahrain ¹⁾	3,248	4,076	125.5	9,090	12,212	134.3	1.2	3.0
India	1,130	1,022	90.4	2,496	2,356	94.4	0.2	2.3
Iran	130	225	173.1	288	719	249.7	0.1	3.2
Israel	1,534	4,234	276.0	2,840	8,842	311.3	0.8	2.1
Japan	4,070	3,863	94.9	5,200	5,024	96.6	0.5	1.3
Republic of Korea	24,635	31,064	126.1	27,657	33,857	122.4	3.2	1.1
Qatar ¹⁾	1,527	1,275	83.5	5,317	4,020	75.6	0.4	3.2
China	7,453	16,138	216.5	9,375	19,026	202.9	1.8	1.2
Kuwait	6,431	5,027	78.2	20,881	17,898	85.7	1.7	3.6
Saudi Arabia	7,928	11,228	141.6	18,873	26,960	142.8	2.6	2.4
United Arab Emirates ¹⁾	18,255	20,269	111.0	51,659	58,559	113.4	5.6	2.9
Other Asian countries (including Malaysia and Oman)	11,643	22,970	197.3	24,226	44,506	183.7	4.3	1.9
- Malaysia ²⁾	-	6,192	-	-	8,390	-	0.8	1.4
- Oman ²⁾	-	8,065	-	-	19,973	-	1.9	2.5
Australia	3,984	4,680	117.5	7,856	8,857	112.7	0.8	1.9
New Zealand	455	537	118.0	811	1,015	125.2	0.1	1.9
Other countries of Oceania	387	116	30.0	578	289	50.0	0.0	2.5

¹⁾ Since 2016, Bahrain, Qatar and United Arab Emirates have been detached from other Asian countries and are now observed separately.

²⁾ Since 2017, Malaysia and Oman have been detached from other Asian countries and are now observed separately.

*) final data

Structure of tourists nights according to the classification of activity 1) January - July 2016 and 2017.

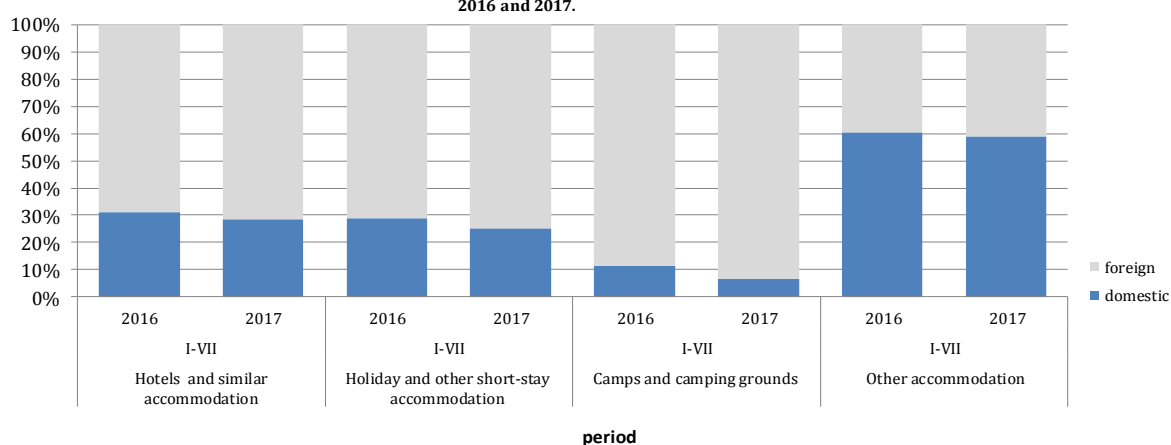


Table 3 : Tourist arrivals and nights according to the classification of activities 1)

	ARRIVALS			NIGHTS			I - VII 2017
	I - VII 2016 *	I - VII 2017	Indices $\frac{I - VII 2017}{I - VII 2016}$	I - VII 2016 *	I - VII 2017	Indices $\frac{I - VII 2017}{I - VII 2016}$	Structure of nights %
TOTAL	634,999	722,563	113.8	1,306,863	1,475,558	112.9	100.0
Hotels and similar accommodation	596,459	678,837	113.8	1,210,725	1,365,525	112.8	92.5
Holiday and other short-stay accommodation	20,715	24,861	120.0	43,598	53,438	122.6	3.6
Camps and camping grounds	7,118	7,309	102.7	11,379	12,361	108.6	0.8
Other accommodation	10,707	11,556	107.9	41,161	44,234	107.5	3.0
Domestic tourists	208,926	215,153	103.0	413,975	430,333	104.0	29.2
Hotels and similar accommodation	195,093	200,331	102.7	375,183	390,076	104.0	26.4
Holiday and other short-stay accommodation	7,517	8,292	110.3	12,559	13,396	106.7	0.9
Camps and camping grounds	1186	654	55.1	1304	815	62.5	0.1
Other accommodation	5,130	5,876	114.5	24,929	26,046	104.5	1.8
Foreign tourist	426,073	507,410	119.1	892,888	1,045,225	117.1	70.8
Hotels and similar accommodation	401,366	478,506	119.2	835,542	975,449	116.7	66.1
Holiday and other short-stay accommodation	13,198	16,569	125.5	31,039	40,042	129.0	2.7
Camps and camping grounds	5,932	6,655	112.2	10,075	11,546	114.6	0.8
Other accommodation	5,577	5,680	101.8	16,232	18,188	112.1	1.2

1) The Classification of Economic Activities of BiH 2010

*) final data

NOTES ON METHODOLOGY

The purpose of the statistical survey

The purpose of the statistical survey is to monitor the tourist activity realised in commercial accommodation establishments and to provide internationally comparable BiH's statistics of tourism in accordance with current EU Regulations for the tourism statistics.

Observation units

Observation units are all business entities /legal units which are, by the main activity, registered in accommodation activity (division 55 - KD BiH 2010), persons as well as households that rent accommodation establishments to tourists. For the purpose of the survey, Classification of Activities in Bosnia and Herzegovina - KD BiH 2010 was used, and it is fully compliant with the European Classification of Economic Activities - NACE Rev. 2.

Coverage

Reporting units are all business entities (enterprises, entrepreneurs, institutions, associations etc.) and parts thereof engaged in providing accommodation services in tourism registered according to the CA BiH 2010 under section : 55.1 (hotels and similar accommodation), 55.2 (holiday and other short - stay accommodation), 55.3 (camps and camping grounds), 55.9 (other accommodation), health institutions for their facilities in which persons stay for medical rehabilitation (costs are on persons themselves), business entities and parts thereof engaged in tourist stay in rural households, houses, camps, apartments and rooms directly rented by private persons/households. Survey covers the entire territory of Bosnia and Herzegovina.

Source and methods of data collection

Data on turnover of tourists (number of tourist arrivals and tourist nights) are collected from regular monthly report (TU-11 form). Reports are usually made on the basis of reception records in guest books, entities and their parts engaged in organising and arranging of tourists.

Definitions

Tourism means the activity of visitors taking a trip to a main destination outside their usual environment for less than a year, for leisure, business or other personal purpose other than to be employed by a resident entity in the place visited.

Tourist is every person who, outside his place of permanent residence, spends one night in a hotel or some other accommodation facility for reasons of rest, recreation, health, study, sport, religion, family, business, public tasks or meeting.

Residence is a place where a person came with the intention of permanent stay. Tourist is registered in every place or establishment where he stays and, therefore, in case he/she changes the place or establishment, he/she must register again, which results in data ambiguity. Consequently, the statistics register the number of tourist arrivals and not the number of tourists.

Domestic tourist is a person with permanent residence in the BiH who spends at least one night in a hotel or some other accommodation establishment outside their place or residence.

Foreign tourist is every person with permanent residence outside in BiH who temporarily resides in BiH and who spends at least one night in a hotel or some other accommodation establishment.

Symbols

- no occurrence

0,0 value not zero but less than 0,05 unit of measure use

Published and printed by the Agency for Statistics of the Bosnia and Herzegovina, 71000 Sarajevo, Zelenih beretki 26

Phone: +387 (33) 911 911 · Telefax: +387 (33) 220 622

E-mail : bhas@bhas.ba · Web site: <http://www.bhas.ba>

Person responsible: M.Sc. Velimir Jukić, director

Prepared by: Ms. Jasmina Omić

First Release data are also published on the Internet
