



FIRST RELEASE



Users are kindly requested to mention the data source

YEAR X

SARAJEVO, 12.04.2017.

NUMBER 1

TOURISM STATISTICS

Cumulative data, January – February 2017

In the period from January - February 2017 tourists realised 111,360 tourists arrivals which represent the increase by 9.4% and 246,297 overnight stays which is increase by 10.4% as compared to the same period of 2016.

The number of domestic tourist nights increased by 2.2% and foreign tourist increased by 15.5% as compared to the same period of 2016. Domestic tourists share of total number of overnight stays was 36.0% and foreign tourists share was 64.0%.

Concerning the structure of foreign tourist nights, the most of them (67.1%) were realised by tourists from Croatia (29.7%), Serbia (17.9%), Slovenia (6.6%), Turkey (5.9%), Montenegro (3.8%) and Germany (3.2%). Tourists from other countries realised 32.9% of tourist nights.

Regarding the average detention of foreign tourist stays in our country, on the first place comes South Africa with average stay of 4.5 nights, Malta 3.9 nights, Qatar with 3.7 nights and New Zealand and Bahrain by 3.5 nights.

According to the type of accommodation facility the highest number of nights was recorded in Hotels and similar accommodation with share of 93.8%.

Tourist nights, January - February 2016 and 2017

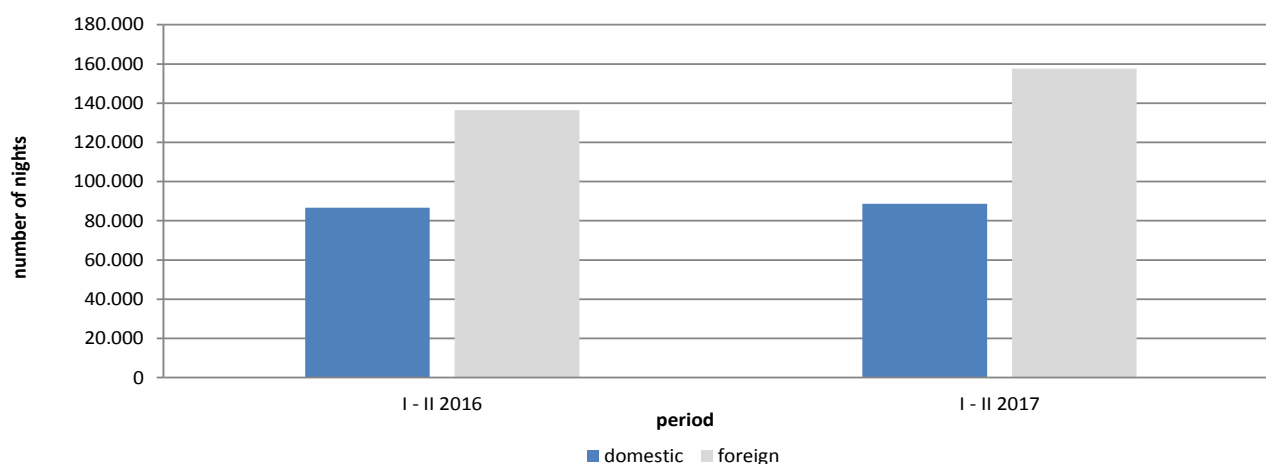


Table1: Tourist arrivals and nights

	Arrivals			Nights			I - II 2017	
	I - II 2016*	I - II 2017	Indices $\frac{I - II 2017}{I - II 2016}$	I - II 2016*	I - II 2017	Indices $\frac{I - II 2017}{I - II 2016}$	Structure of nights %	Average number of nights by arrivals
TOTAL	101.837	111.360	109,4	223.167	246.297	110,4	100,0	2,2
Domestic tourist	45.487	46.798	102,9	86.701	88.634	102,2	36,0	1,9
Foreign tourist	56.350	64.562	114,6	136.466	157.663	115,5	64,0	2,4

**final data*

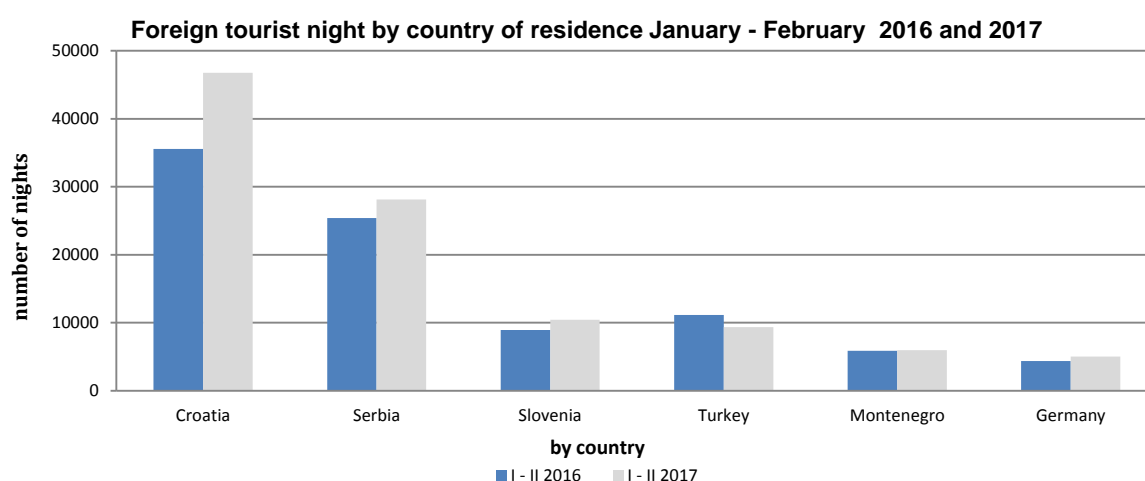


Table 2: Tourist arrivals and nights by country of residence

	Arrivals			Nights			I - II 2017	
	I - II 2016*	I - II 2017	Indices $\frac{I - II 2017}{I - II 2016}$	I - II 2016*	I - II 2017	Indices $\frac{I - II 2017}{I - II 2016}$	Structure of nights %	Average number of nights by arrivals
TOTAL	56.350	64.562	114,6	136.466	157.663	115,5	100,0	2,4
Albania	238	494	207,6	463	971	209,7	0,6	2,0
Austria	1.957	1.920	98,1	3.731	3.816	102,3	2,4	2,0
Belgium	199	156	78,4	528	322	61,0	0,2	2,1
Bulgaria	567	517	91,2	1.499	1.125	75,1	0,7	2,2
Montenegro	1.861	2.202	118,3	5.892	5.986	101,6	3,8	2,7
Czech Republic	291	358	123,0	616	654	106,2	0,4	1,8
Denmark	156	146	93,6	451	474	105,1	0,3	3,2
Estonia	13	13	100,0	51	31	60,8	0,0	2,4
Finland	66	62	93,9	144	143	99,3	0,1	2,3
France	430	528	122,8	1.003	1.304	130,0	0,8	2,5
Greece	125	138	110,4	281	265	94,3	0,2	1,9
Netherlands	596	675	113,3	1.314	1.466	111,6	0,9	2,2
Croatia	13.626	17.156	125,9	35.643	46.761	131,2	29,7	2,7
Ireland	117	89	76,1	310	220	71,0	0,1	2,5
Iceland	11	10	90,9	36	32	88,9	0,0	3,2
Italy	1.949	1.941	99,6	4.291	4.039	94,1	2,6	2,1
Cyprus	9	30	333,3	17	74	435,3	0,0	2,5

(continued on next page)

(continued)

	Arrivals			Nights			I - II 2017	
	I - II 2016*	I - II 2017	Indices I - II 2017 I - II 2016	I - II 2016*	I - II 2017	Indices I - II 2017 I - II 2016	Structure of nights %	Average number of nights by arrivals
Latvia	10	11	110,0	28	19	67,9	0,0	1,7
Lithuania	21	19	90,5	49	44	89,8	0,0	2,3
Luxembourg	36	27	75,0	71	57	80,3	0,0	2,1
Hungary	436	610	139,9	1.042	1.540	147,8	1,0	2,5
FYR of Macedonia	617	786	127,4	1.435	2.020	140,8	1,3	2,6
Malta	7	17	242,9	45	66	146,7	0,0	3,9
Norway	146	229	156,8	284	613	215,8	0,4	2,7
Germany	2.070	2.123	102,6	4.384	5.043	115,0	3,2	2,4
Poland	470	617	131,3	846	1.459	172,5	0,9	2,4
Portugal	39	80	205,1	99	187	188,9	0,1	2,3
Romania	264	249	94,3	568	494	87,0	0,3	2,0
Russian Federation	355	396	111,5	1.050	1.050	100,0	0,7	2,7
Slovakia	138	205	148,6	274	420	153,3	0,3	2,0
Slovenia	4.371	4.930	112,8	8.963	10.461	116,7	6,6	2,1
Serbia	9.755	10.437	107,0	25.419	28.143	110,7	17,9	2,7
Spain	216	247	114,4	486	489	100,6	0,3	2,0
Switzerland (including Liechtenstein)	611	588	96,2	1.432	1.303	91,0	0,8	2,2
Sweden	603	695	115,3	1.401	1.556	111,1	1,0	2,2
Turkey	4.489	3.771	84,0	11.141	9.359	84,0	5,9	2,5
United Kingdom	785	814	103,7	1.902	2.232	117,4	1,4	2,7
Ukraine	140	133	95,0	400	319	79,8	0,2	2,4
Other European countries	203	252	124,1	781	437	56,0	0,3	1,7
Egypt	119	115	96,6	215	294	136,7	0,2	2,6
South Africa	21	19	90,5	94	86	91,5	0,1	4,5
Other African countries	87	122	140,2	303	303	100,0	0,2	2,5
Canada	186	161	86,6	442	362	81,9	0,2	2,2
USA	1.276	1.679	131,6	2.628	3.220	122,5	2,0	1,9
Other Northern American countries	13	67	515,4	39	97	248,7	0,1	1,4
Brazil	66	92	139,4	149	241	161,7	0,2	2,6
Other Southern and Central	183	277	151,4	369	429	116,3	0,3	1,5
Bahrain ¹⁾	501	567	113,2	1.430	1.964	137,3	1,2	3,5
India	46	89	193,5	124	276	222,6	0,2	3,1
Iran	29	28	96,6	74	81	109,5	0,1	2,9
Israel	73	97	132,9	205	229	111,7	0,1	2,4
Japan	338	319	94,4	467	419	89,7	0,3	1,3
Republic of Korea	1.781	2.525	141,8	1.966	2.830	143,9	1,8	1,1
Qatar ¹⁾	321	230	71,7	1.061	859	81,0	0,5	3,7
China	430	925	215,1	586	1.355	231,2	0,9	1,5
Kuwait	684	514	75,1	2.165	1.668	77,0	1,1	3,2
Malaysia ¹⁾	-	357	-	-	600	-	0,4	1,7
Oman ¹⁾	-	560	-	-	1.780	-	1,1	3,2
Saudi Arabia	392	293	74,7	951	845	89	0,5	2,9
United Arab Emirates ¹⁾	775	920	118,7	2.154	2.748	127,6	1,7	3,0
Other Asian countries	794	688	86,6	1.859	1.324	71,2	0,8	1,9
Australia	214	222	103,7	708	567	80,1	0,4	2,6
New Zealand	23	22	95,7	89	78	87,6	0,0	3,5
Other countries of Oceania	5	3	60,0	18	14	77,8	0,0	4,7

* final data

1) The 2017 Bahrain, Qatar, Malaysia, Oman, United Arab Emirates are shown separately from Other Asian countries and presented individually.

**Structure of tourist nights, according to the classification of activities 1), January - February
2016 and 2017**

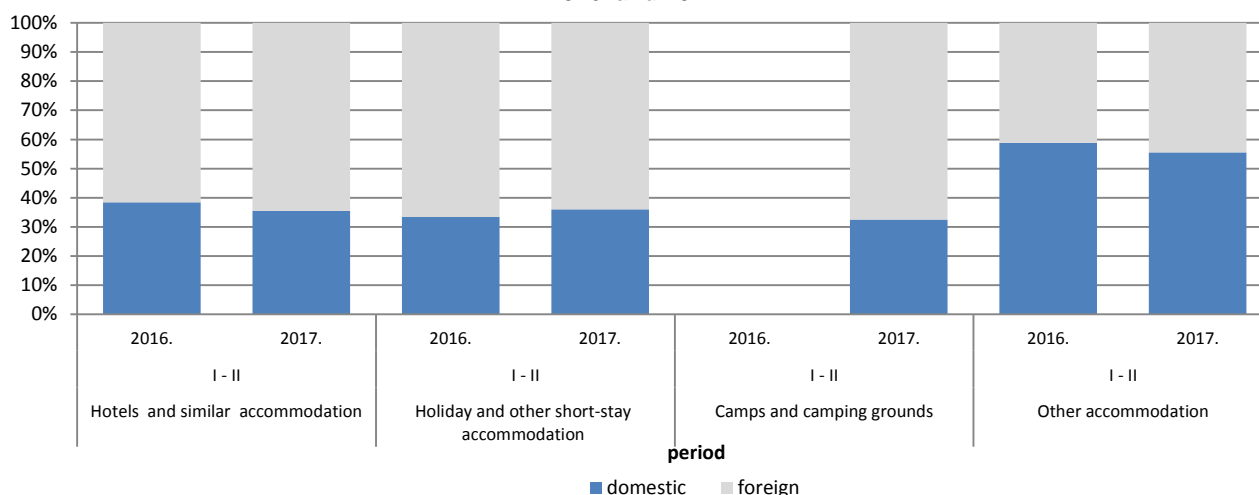


Table 3: Tourist arrivals and nights according to the classification of activities 1)

	Arrivals			Nights			I - II 2017
	I - II 2016*	I - II 2017	Indices I - II 2017 I - II 2016	I - II 2016*	I - II 2017	Indices I - II 2017 I - II 2016	Structure of nights %
TOTAL	101.837	111.360	109,4	223.167	246.297	110,4	100,0
Hotels and similar accommodation	96.758	106.180	109,7	209.259	231.014	110,4	93,8
Holiday and other short-stay accommodation	3.530	3.597	101,9	7.187	8.301	115,5	3,4
Camps and camping grounds	-	63	-	-	111	-	0,0
Other accommodation	1.549	1.520	98,1	6.721	6.871	102,2	2,8
Domestic tourists	45.487	46.798	102,9	86.701	88.634	102,2	36,0
Hotels and similar accommodation	42.806	43.968	102,7	80.347	81.795	101,8	33,2
Holiday and other short-stay accommodation	1.714	1.857	108,3	2.397	2.986	124,6	1,2
Camps and camping grounds	-	30	-	-	36	-	0,0
Other accommodation	967	943	97,5	3.957	3.817	96,5	1,5
Foreign tourist	56.350	64.562	114,6	136.466	157.663	115,5	64,0
Hotels and similar accommodation	53.952	62.212	115,3	128.912	149.219	115,8	60,6
Holiday and other short-stay accommodation	1.816	1.740	95,8	4.790	5.315	111,0	2,2
Camps and camping grounds	-	33	-	-	75	-	0,0
Other accommodation	582	577	99,1	2.764	3.054	110,5	1,2

*final data

1) The Classification of Economic Activities of BiH 2010

NOTES ON METHODOLOGY

The purpose of the statistical survey

The purpose of the statistical survey is to monitor the tourist activity realised in commercial accommodation establishments and to provide internationally comparable BiH's statistics of tourism in accordance with current EU Regulations for the tourism statistics.

Observation units

Observation units are all business entities /legal units which are, by the main activity, registered in accommodation activity (division 55 - KD BiH 2010), persons as well as households that rent accommodation establishments to tourists. For the purpose of the survey, Classification of Activities in Bosnia and Herzegovina - KD BiH 2010 was used, and it is fully compliant with the European Classification of Economic Activities - NACE Rev. 2.

Coverage

Reporting units are all business entities (enterprises, entrepreneurs, institutions, associations etc.) and parts thereof engaged in providing accommodation services in tourism registered according to the CA BiH 2010 under section : 55.1 (hotels and similar accommodation), 55.2 (holiday and other short - stay accommodation), 55.3 (camps and camping grounds), 55.9 (other accommodation), health institutions for their facilities in which persons stay for medical rehabilitation (costs are on persons themselves), business entities and parts thereof engaged in tourist stay in rural households, houses, camps, apartments and rooms directly rented by private persons/households. Survey covers the entire territory of Bosnia and Herzegovina.

Source and methods of data collection

Data on turnover of tourists (number of tourist arrivals and tourist nights) are collected from regular monthly report (TU-11 form). Reports are usually made on the basis of reception records in guest books, entities and their parts engaged in organising and arranging of tourists.

Definitions

Tourism means the activity of visitors taking a trip to a main destination outside their usual environment for less than a year, for leisure, business or other personal purpose other than to be employed by a resident entity in the place visited.

Tourist is every person who, outside his place of permanent residence, spends one night in a hotel or some other accommodation facility for reasons of rest, recreation, health, study, sport, religion, family, business, public tasks or meeting.

Residence is a place where a person came with the intention of permanent stay. Tourist is registered in every place or establishment where he stays and, therefore, in case he/she changes the place or establishment, he/she must register again, which results in data ambiguity. Consequently, the statistics register the number of tourist arrivals and not the number of tourists.

Domestic tourist is a person with permanent residence in the BiH who spends at least one night in a hotel or same other accommodation establishment outside their place or residence.

Foreign tourist is every person with permanent residence outside in BiH who temporarily resides in BiH and who spends at least one night in a hotel or same other accommodation establishment.

Symbols

- no occurrence

0,0 value not zero but less than 0,05 unit of measure use

Published and printed by the Agency for Statistics of the Bosnia and Herzegovina, 71000 Sarajevo, Zelenih beretki 26

Phone: +387 (33) 911 911 · Telefax: +387 (33) 220 622

E-mail : bhas@bhas.ba · Web site: <http://www.bhas.ba>

Person responsible: M.Sc. Velimir Jukić, director

Prepared by: Ms. Azra Demirović

First Release data are also published on the Internet
