



FIRST RELEASE



Users are kindly requested to mention the data source

GODINA X

SARAJEVO, 06.10.2017.

BROJ 8

TOURISM STATISTICS Tourism in BIH, August 2017

Tourists realised 372.102 tourist nights which represent the increase by 7.2% as compared to July 2017 and increase by 11.6% as compared to August 2016. Domestic tourists share of total number of overnight stays was 20.4% and foreign tourists share was 79.6%.

The number of domestic tourist nights increased by 1.0% as compared to July 2017 and increased by 3.9% as compared to August 2016. Foreign tourist nights increased by 8.9% as compared to July 2017 and increased by 13.7% as compared to August 2016.

Concerning the structure of foreign tourist nights in August 2017, the most of them (46.4%) were realised by tourists from: United Arab Emirates (8.5%), Saudi Arabia (8.1%), Italy (7.4%), Turkey (6.4%), Poland (6.1%), Serbia (5.1%), and Croatia (4.8%) Tourists from other countries realised 53.6% of tourist nights.

Regarding the average detention of foreign tourist stays in our country on the first place comes: Malta with average stay by 7.1 nights, France 4.2 nights, Kuwait 4.0 nights, Qatar 3.8 nights, Ireland 3.5 nights and Romania 3.4 nights.

Available rooms, apartments and camping sites for tourists in Bosnia and Herzegovina in August 2017 amounted to 19,222, which is 7.2% increase compared to August 2016. Number of available beds was 41,505 beds, which is increase by 8.3%, compared to the same month of 2016.

In August 2017, in the activity - Hotels and similar accommodation, number of rooms and apartments available to tourists amounted to 16,460, which is an increase of 6.6% compared to August 2016., and number of available beds amounted to 33,873 which is an increase of 8.7%, compared to the same month of the previous year.

Net occupancy rate of permanent beds was 30.9%.

According to the type of accommodation facility the highest number of nights was recorded in Hotels and similar accommodation with share of 90.1%.

Tourist nights by months August 2016 - August 2017

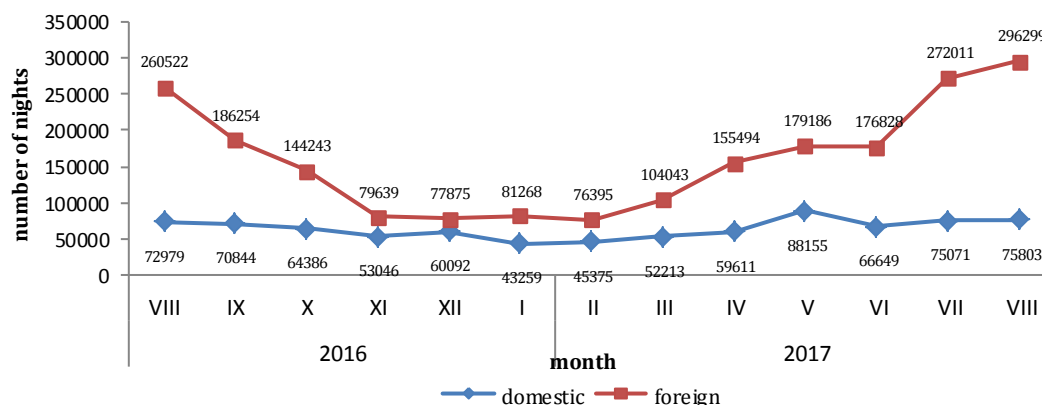


Table 1: Tourist arrivals and nights

	Arrivals					Nights					VIII 2017	
	VIII 2016*	VII 2017	VIII 2017	Indices <u>VIII 2017</u> VII 2017	Indices <u>VIII 2017</u> VIII 2016	VIII 2016*	VII 2017	VIII 2017	Indices <u>VIII 2017</u> VII 2017	Indices <u>VIII 2017</u> VIII 2016	Structure of nights %	Average number of nights by arrivals
TOTAL	141.054	160.462	160.932	100,3	114,1	333.501	347.082	372.102	107,2	111,6	100,0	2,3
Domestic tourist	30.644	32.012	32.086	100,2	104,7	72.979	75.071	75.803	101,0	103,9	20,4	2,4
Foreign tourist	110.410	128.450	128.846	100,3	116,7	260.522	272.011	296.299	108,9	113,7	79,6	2,3

* correct data

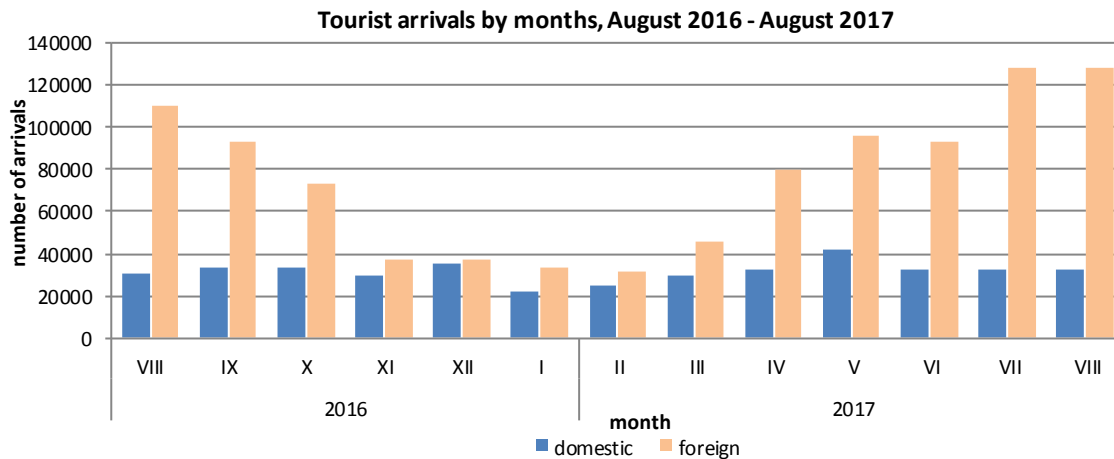


Table 2: Foreign tourist arrivals and nights, by country of residence

	Arrivals					Nights					VIII 2017	
	VIII 2016*	VII 2017	VIII 2017	Indices <u>VIII 2017</u> VII 2017	Indices <u>VIII 2017</u> VIII 2016	VIII 2016*	VII 2017	VIII 2017	Indices <u>VIII 2017</u> VII 2017	Indices <u>VIII 2017</u> VIII 2016	Structure of nights %	Average number of nights by arrivals
TOTAL	110.410	128.450	128.846	100,3	116,7	260.522	272.011	296.299	108,9	113,7	100,0	2,3
Albania	162	164	250	152,4	154,3	275	322	673	209,0	244,7	0,2	2,7
Austria	2.944	2.827	3.296	116,6	112,0	6.193	5.509	6.696	121,5	108,1	2,3	2,0
Belgium	488	1.131	672	59,4	137,7	925	2.269	1.617	71,3	174,8	0,5	2,4
Bulgaria	359	734	457	62,3	127,3	721	1.268	753	59,4	104,4	0,3	1,6
Montenegro	943	1.004	1.088	108,4	115,4	2.833	2.700	2.828	104,7	99,8	1,0	2,6
Czech Republic	950	886	1.140	128,7	120,0	1.920	1.625	1.968	121,1	102,5	0,7	1,7
Denmark	330	907	511	56,3	154,8	791	2.356	1.165	49,4	147,3	0,4	2,3
Estonia	70	73	107	146,6	152,9	103	137	233	170,1	226,2	0,1	2,2
Finland	139	312	152	48,7	109,4	290	636	330	51,9	113,8	0,1	2,2
France	2.605	2.410	3.178	131,9	122,0	8.319	9.149	13.392	146,4	161,0	4,5	4,2
Greece	1.457	592	1.535	259,3	105,4	2.758	1.193	3.625	303,9	131,4	1,2	2,4
Netherlands	1.777	2.077	2.086	100,4	117,4	4.119	4.480	4.548	101,5	110,4	1,5	2,2
Croatia	7.491	6.410	7.410	115,6	98,9	14.938	12.224	14.248	116,6	95,4	4,8	1,9
Ireland	450	494	467	94,5	103,8	1.338	1.393	1.623	116,5	121,3	0,5	3,5
Iceland	31	22	28	127,3	90,3	77	49	66	134,7	85,7	0,0	2,4

(continued on next page)

(continued)

	Arrivals					Nights					VIII 2017	
	VIII 2016*	VII 2017	VIII 2017	Indices VIII 2017 VII 2017	Indices VIII 2017 VIII 2016	VIII 2016*	VII 2017	VIII 2017	Indices VIII 2017 VII 2017	Indices VIII 2017 VIII 2016	Structure of nights %	Average number of nights by arrivals
Italy	9529	4181	8547	204,4	89,7	23289	10222	22047	215,7	94,7	7,4	2,6
Cyprus	412	104	136	130,8	33,0	585	113	199	176,1	34,0	0,1	1,5
Latvia	221	200	142	71,0	64,3	537	366	382	104,4	71,1	0,1	2,7
Lithuania	96	216	165	76,4	171,9	1.178	288	261	90,6	22,2	0,1	1,6
Luxembourg	111	83	163	196,4	146,8	254	164	474	289,0	186,6	0,2	2,9
Hungary	1.847	1.818	1.743	95,9	94,4	4.786	3.604	4.551	126,3	95,1	1,5	2,6
FYR of Macedonia	461	717	535	74,6	116,1	1.091	1.278	1.123	87,9	102,9	0,4	2,1
Malta	224	54	254	470,4	113,4	1.719	152	1.801	1184,9	104,8	0,6	7,1
Norway	328	1.186	445	37,5	135,7	801	2.641	894	33,9	111,6	0,3	2,0
Germany	4.361	3.554	5.105	143,6	117,1	9.635	7.722	11.448	148,3	118,8	3,9	2,2
Poland	6.144	10.098	7.185	71,2	116,9	13.656	23.935	17.960	75,0	131,5	6,1	2,5
Portugal	648	195	522	267,7	80,6	767	398	858	215,6	111,9	0,3	1,6
Romania	584	486	607	124,9	103,9	1.809	1.366	2.066	151,2	114,2	0,7	3,4
Russian Federation	574	769	655	85,2	114,1	1.285	1.511	1.300	86,0	101,2	0,4	2,0
Slovakia	329	635	588	92,6	178,7	708	1.257	1.242	98,8	175,4	0,4	2,1
Slovenia	5.961	4.540	6.401	141,0	107,4	12.911	10.049	11.962	119,0	92,6	4,0	1,9
Serbia	6.297	6.804	6.851	100,7	108,8	14.402	12.227	15.164	124,0	105,3	5,1	2,2
Spain	1.751	1.660	2.586	155,8	147,7	3.848	3.589	5.002	139,4	130,0	1,7	1,9
Switzerland (including Liechtenstein)	1.142	1.955	1.409	72,1	123,4	2.312	3.897	2.836	72,8	122,7	1,0	2,0
Sweden	1.102	3.210	1.293	40,3	117,3	2.749	7.083	3.031	42,8	110,3	1,0	2,3
Turkey	7.353	16.944	13.710	80,9	186,5	10.326	22.135	18.877	85,3	182,8	6,4	1,4
United Kingdom	1.401	1.699	1.883	110,8	134,4	2.795	3.442	4.386	127,4	156,9	1,5	2,3
Ukraine	127	271	218	80,4	171,7	266	433	424	97,9	159,4	0,1	1,9
Other European countries	638	399	275	68,9	43,1	1.835	820	598	72,9	32,6	0,2	2,2
Egypt	61	250	236	94,4	386,9	177	510	444	87,1	250,8	0,1	1,9
South Africa	24	57	31	54,4	129,2	63	91	56	61,5	88,9	0,0	1,8
Other African countries	249	193	205	106,2	82,3	573	473	481	101,7	83,9	0,2	2,3
Canada	479	819	858	104,8	179,1	1.088	1.672	1.911	114,3	175,6	0,6	2,2
USA	2.270	3.267	2.825	86,5	124,4	4.920	7.627	6.797	89,1	138,2	2,3	2,4
Other Northern American countries	90	83	115	138,6	127,8	152	185	228	123,2	150,0	0,1	2,0
Brazil	286	288	340	118,1	118,9	508	490	588	120,0	115,7	0,2	1,7
Other Southern and Central American countries	599	639	814	127,4	135,9	1.543	965	2.098	217,4	136,0	0,7	2,6
Bahrain ¹⁾	2.805	2.074	2.613	126,0	93,2	8.570	6.054	7.167	118,4	83,6	2,4	2,7
India	253	292	189	64,7	74,7	403	600	433	72,2	107,4	0,1	2,3
Iran	37	71	35	49,3	94,6	99	256	93	36,3	93,9	0,0	2,7
Israel	375	1.650	1.654	100,2	441,1	846	3.113	3.819	122,7	451,4	1,3	2,3
Japan	308	563	469	83,3	152,3	444	682	734	107,6	165,3	0,2	1,6
Republic of Korea	4.795	5.781	5.015	86,7	104,6	5.501	6.155	5.809	94,4	105,6	2,0	1,2
Qatar ¹⁾	1.315	456	630	138,2	47,9	5.912	1.415	2.405	170,0	40,7	0,8	3,8
China	1.006	2.922	2.556	87,5	254,1	1.240	3.460	3.076	88,9	248,1	1,0	1,2
Kuwait	4.687	2.237	3.251	145,3	69,4	16.733	8.553	13.110	153,3	78,3	4,4	4,0
Saudi Arabia	6.362	7.413	9.111	122,9	143,2	16.050	17.880	23.972	134,1	149,4	8,1	2,6
United Arab Emirates ¹⁾	7.735	9.252	7.802	84,3	100,9	24.718	29.291	25.120	85,8	101,6	8,5	3,2
Other Asian countries (including Malaysia i Oman)	3.141	6.233	4.492	72,1	143,0	8.458	14.749	11.782	79,9	139,3	4,0	2,6
- Malaysia ²⁾	-	186	454	244,1	-	-	368	710	192,9	-	0,2	1,6
- Oman ²⁾	-	4.463	2.482	55,6	-	-	10.876	6.592	60,6	-	2,2	2,7
Australia	1.522	1.894	1.496	79,0	98,3	3.015	3.403	2.889	84,9	95,8	1,0	1,9
New Zealand	119	177	195	110,2	163,9	207	339	335	98,8	161,8	0,1	1,7
Other countries of Oceania	55	18	119	661,1	216,4	158	46	301	654,3	190,5	0,1	2,5

1) The 2016 Bahrain, Qatar and United Arab Emirates are separately from Other Asian countries and presented individually

2) The 2017 Malaysia and Oman are separately from Other Asian countries and presented individually

*final data

Foreign tourist nights and arrivals, by country of residence, August 2017

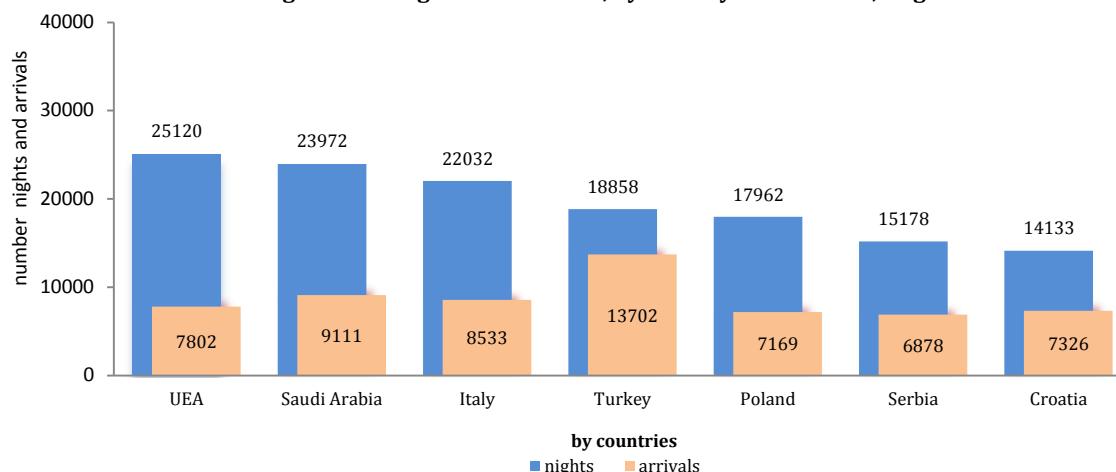


Table 3: Tourist arrivals and nights according to the classification of activities ¹⁾

	Arrivals					Nights					VIII 2017
	VIII 2016*	VII 2017	VIII 2017	Indices $\frac{\text{VIII 2017}}{\text{VII 2017}}$	Indices $\frac{\text{VIII 2017}}{\text{VIII 2016}}$	VIII 2016*	VII 2017	VIII 2017	Indices $\frac{\text{VIII 2017}}{\text{VII 2017}}$	Indices $\frac{\text{VIII 2017}}{\text{VIII 2016}}$	Structure of nights %
Total	141.054	160.462	160.932	100,3	114,1	333.501	347.082	372.102	107,2	111,6	100,0
Hotels and similar accommodation	128.146	146.927	146.425	99,7	114,3	301.436	315.130	335.144	106,4	111,2	90,1
Holiday and other short-stay accommodation	5.683	6.471	7.504	116,0	132,0	12.763	13.627	18.287	134,2	143,3	4,9
Camps and camping grounds	3.371	3.559	3.626	101,9	107,6	7.123	6.616	7.223	109,2	101,4	1,9
Other accommodation	3.854	3.505	3.377	96,3	87,6	12.179	11.709	11.448	97,8	94,0	3,1
Domestic tourist	30.644	32.012	32.086	100,2	104,7	72.979	75.071	75.803	101,0	103,9	20,4
Hotels and similar accommodation	27.338	28.868	29.043	100,6	106,2	64.045	66.175	65.867	99,5	102,8	17,7
Holiday and other short-stay accommodation	1.311	1.455	1.524	104,7	116,2	2.501	2.554	3.178	124,4	127,1	0,9
Camps and camping grounds	549	401	217	54,1	39,5	639	489	334	68,3	52,3	0,1
Other accommodation	1.446	1.288	1.302	101,1	90,0	5.794	5.853	6.424	109,8	110,9	1,7
Foreign tourist	110.410	128.450	128.846	100,3	116,7	260.522	272.011	296.299	108,9	113,7	79,6
Hotels and similar accommodation	100.808	118.059	117.382	99,4	116,4	237.391	248.955	269.277	108,2	113,4	72,4
Holiday and other short-stay accommodation	4.372	5.016	5.980	119,2	136,8	10.262	11.073	15.109	136,4	147,2	4,1
Camps and camping grounds	2.822	3.158	3.409	107,9	120,8	6.484	6.127	6.889	112,4	106,2	1,9
Other accommodation	2.408	2.217	2.075	93,6	86,2	6.385	5.856	5.024	85,8	78,7	1,4

¹⁾ The Classification of Economic Activities of BiH 2010

*correct data

Table 4: Tourist arrivals and nights, by organisation of tourist arrivals

	Individual arrangement						Organised trip					
	Arrivals tourist			Nights tourist			Arrivals tourist			Nights tourist		
	VIII 2016*	VIII 2017	Indices $\frac{\text{VIII 2017}}{\text{VIII 2016}}$	VIII 2016	VIII 2017	Indices $\frac{\text{VIII 2017}}{\text{VIII 2016}}$	VIII 2016*	VIII 2017	Indices $\frac{\text{VIII 2017}}{\text{VIII 2016}}$	VIII 2016	VIII 2017	Indices $\frac{\text{VIII 2017}}{\text{VIII 2016}}$
Total	90.110	111.090	123,3	215.899	259.876	120,4	50.944	49.842	97,8	117.602	112.226	95,4
Domestic tourist	24.908	28.555	114,6	59.306	66.295	111,8	5.736	3.531	61,6	13.673	9.508	69,5
Foreign tourist	65.202	82.535	126,6	156.593	193.581	123,6	45.208	46.311	102,4	103.929	102.718	98,8

* correct data

NOTES ON METHODOLOGY

The purpose of the statistical survey

The purpose of the statistical survey is to monitor the tourist activity realised in commercial accommodation establishments and to provide internationally comparable BiH's statistics of tourism in accordance with current EU Regulations for the tourism statistics.

Observation units

Observation units are all business entities /legal units which are, by the main activity, registered in accommodation activity (division 55 - KD BiH 2010), persons as well as households that rent accommodation establishments to tourists. For the purpose of the survey, Classification of Activities in Bosnia and Herzegovina - KD BiH 2010 was used, and it is fully compliant with the European Classification of Economic Activities - NACE Rev. 2.

Coverage

Reporting units are all business entities (enterprises, entrepreneurs, institutions, associations etc.) and parts thereof engaged in providing accommodation servi in tourism registered according to the CA BiH 2010 under section : 55.1 (hotels and similar accommodation), 55.2 (holiday and other short - stay accommodation), 55.3 (camps and camping grounds), 55.9 (other accommodation), health institutions for their facilities in which persons stay for medical rehabilitation (costs are on persons themselves), business entities and parts thereof engaged in tourist stay in rural households, houses, camps, apartments and rooms directly rented by private persons/households. Survey covers the entire territory of Bosnia and Herzegovina.

Source and methods of data collection

Data on turnover of tourists (number of tourist arrivals and tourist nights) are collected from regular monthly report (TU-11 form). Reports are usually made on the basis of reception records in guest books, entities and their parts engaged in organising and arranging of tourists.

Definitions

Tourism means the activity of visitors taking a trip to a main destination outside their usual environment for less than a year, for leisure, business or other personal purpose other than to be employed by a resident entity in the place visited.

Tourist is every person who, outside his place of permanent residence, spends one night in a hotel or some other accommodation facility for reasons of rest, recreation, health, study, sport, religion, family, business, public tasks or meeting.

Residence is a place where a person came with the intention of permanent stay. Tourist is registered in every place or establishment where he stays and, therefore, in case he/she changes the place or establishment, he/she must register again, which results in data ambiguity. Consequently, the statistics register the number of tourist arrivals and not the number of tourists.

Domestic tourist is a person with permanent residence in the BiH who spends at least one night in a hotel or same other accommodation establishment outside their place or residence.

Foreign tourist is every person with permanent residence outside in BiH who temporarily resides in BiH and who spends at least one night in a hotel or same other accommodation establishment.

Tourist arrivals refer to the number of persons (tourists) who arrived and registered their stay in an accommodation establishment.

Tourist nights refer to every registered overnight stay of a person (tourist) in an accommodation establishment.

Accommodation capacities are presented as the number of rooms, apartments and camping sites, and the number of permanent beds.

Permanent beds are those that are regularly ready-made for renting to guests.

Occupancy rate of permanent beds (net) in the reference period is obtained by dividing the total number of nights by the number of beds on offer and the number of days when the beds are actually available for use during the reference period. The data are expressed as a percentage.

Organization of tourist arrivals represent the way of organising touristic arrangements. Depending on the way of organising, touristic arrangement can be individual or organised (travel agency).

Symbols

- no occurrence

0,0 value not zero but less than 0,05 unit of measure use

Published and printed by the Agency for Statistics of the Bosnia and Herzegovina, 71000 Sarajevo, Zelenih beretki 26

Phone: +387 (33) 911 911 · Telefax: +387 (33) 220 622

E-mail : bhas@bhas.ba · Web site: <http://www.bhas.ba>

Person responsible: M.Sc. Velimir Jukić, director

Prepared by: Ms. Azra Demirović

First Release data are also published on the Internet
