



FIRST RELEASE



Users are kindly requested to mention the data source

YEAR IV

SARAJEVO, 28.02.2017.

NUMBER: 1

BUSINESS STATISTICS

RETAIL TRADE TURNOVER INDICES IN BIH, JANUARY 2017

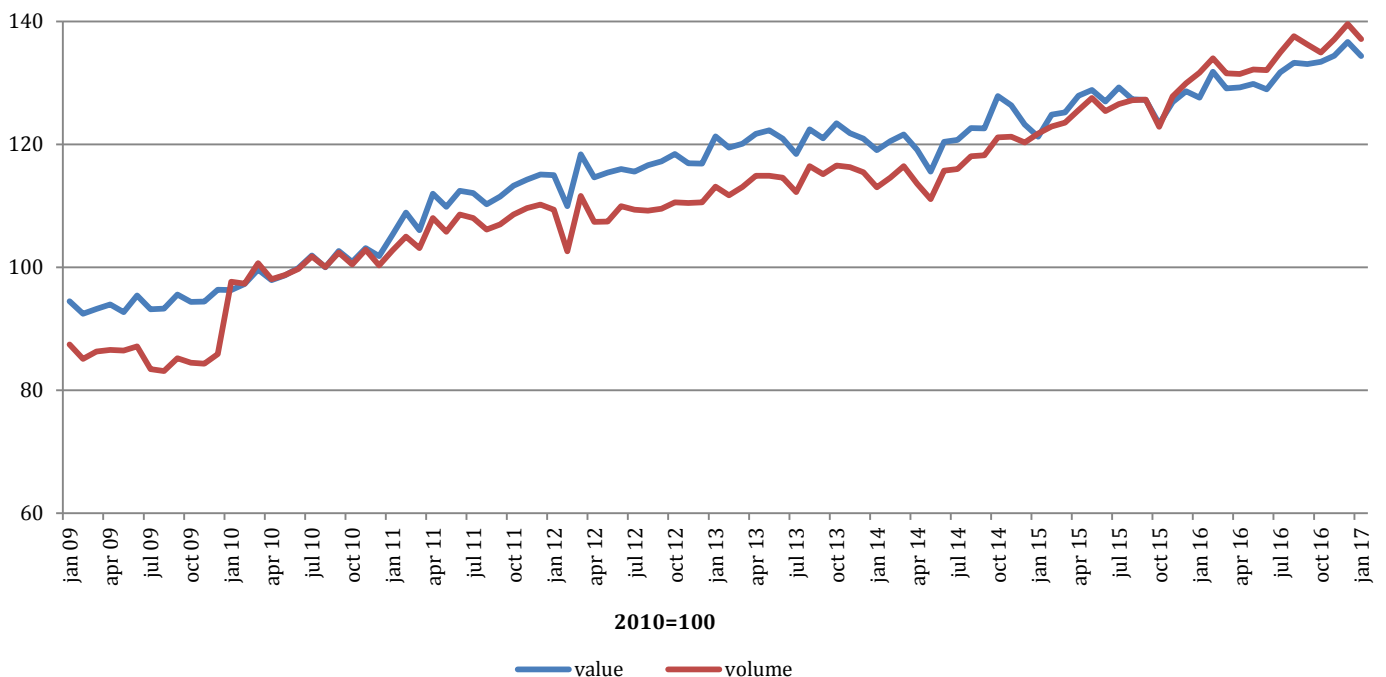
Total seasonally adjusted retail trade turnover in BiH in January 2017, measured in current prices, decreased by 1.7% as compared to December 2016. Turnover of consumable goods (food, beverages and tobacco) increased by 0.8%, while the turnover of durable goods (non-food sector) decreased by 5.6%.

Retail trade turnover in BiH in January 2017, measured in constant prices, decreased by 1.8% as compared to the previous month. Turnover of consumable goods (food, beverages and tobacco) increased by 0.6%, while the turnover of durable goods (non-food sector) decreased by 3.3%.

Value index of retail trade in January 2017 recorded an increase of 34.4% and volume index is higher by 37.1%, as compared with the base year (2010).

Data are seasonally adjusted.

Indices of Retail Trade Turnover, seasonally adjusted series BiH, 2010=100

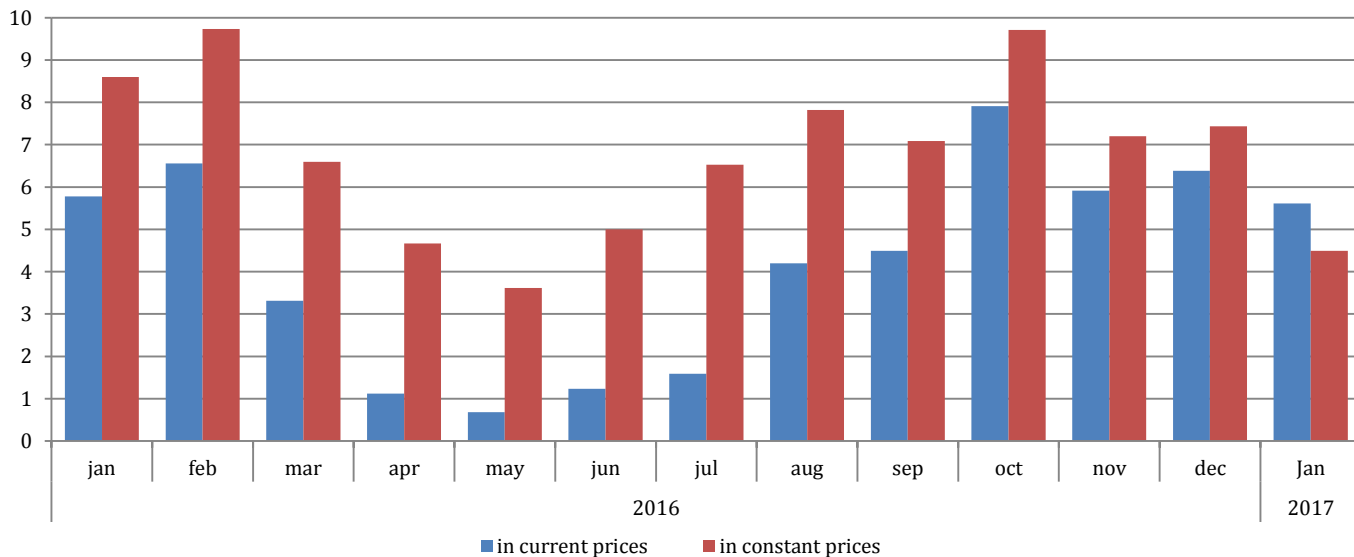


Total retail trade turnover in BiH, measured in current prices, increased by 5.6% in January 2017 as compared to the same month of previous year. Turnover of consumables (food, beverages and tobacco) increased by 4.5%, while turnover of durables (non-food sector) showed an increase of 3.6%, both compared to January 2016.

Retail trade turnover in BiH, measured in constant prices, recorded an increase by 4.5% compared to January 2016. The turnover of consumables increased by 3.9% while turnover of durables showed an increase of 6.8%, both compared to the January of 2016.

Data are working day adjusted.

Annual Growth Rates in Retail Trade, working day adjusted series BiH



Volume indices of consumable goods, compared to the base year (2010), showed an increase by 17.6% and base indices of durable goods recorded an increase of 66.0%. Retail trade turnover of automotive fuel increased by 22.7%. Data are seasonally adjusted.

Volume of Retail Trade, seasonally adjusted series BiH, 2010=100

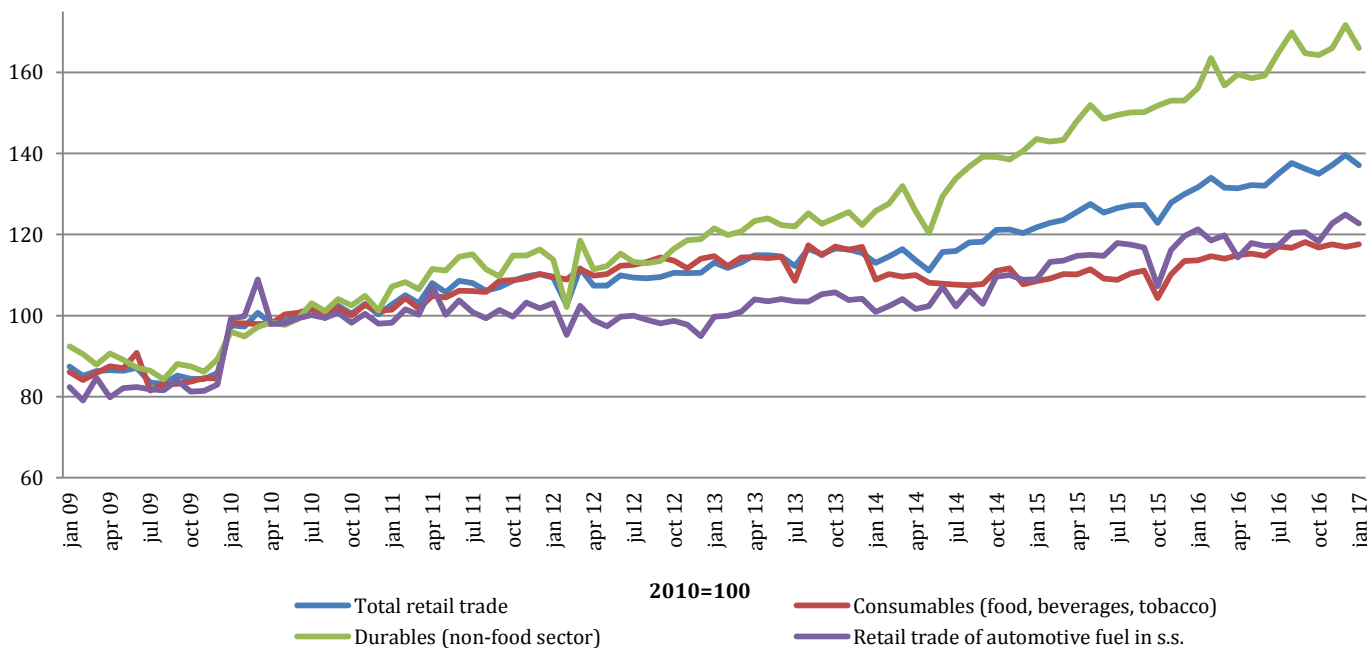


Table 1: Monthly growth rates calculated from volume retail trade indices

Code KD BiH 2010	Activity - KD BiH 2010	2016												2017
		I	II	III	IV	V	VI	VII	VIII	IX	X	XI	XII	I
47	TOTAL RETAIL TRADE	1,3	1,8	-1,8	-0,1	0,6	-0,1	2,2	2,0	-1,0	-0,9	1,6	1,8	-1,8
47.3	Retail trade of automotive fuel in s.s.	1,4	-2,3	1,1	-4,5	3,1	-0,6	0,1	2,7	0,1	-1,9	3,7	1,8	-1,8
47 except 47.3	Retail trade, excluding retail trade of automotive fuel	1,3	3,2	-2,7	1,4	-0,2	0,1	2,9	1,7	-1,4	-0,6	0,9	1,8	-1,8
47.11, 47.2	Retail trade of consumables (food, beverages and tobacco)	0,2	0,9	-0,6	0,8	0,3	-0,4	2,0	-0,3	1,2	-1,1	0,7	-0,6	0,6
47.11	Retail trade of food, beverages and tobacco in n.s.	-0,5	0,4	-0,3	1,0	0,6	0,3	1,8	-0,6	1,1	-0,4	0,5	-0,4	1,3
47.2	Retail trade of food, beverages and tobacco in s.s.	4,7	4,5	-2,6	-0,5	-1,6	-5,5	3,3	2,1	2,5	-6,6	2,1	-2,0	-5,0
47.19, 47.4 till 47.9	Retail trade of durables (non-food products)	2,0	4,7	-4,2	1,8	-0,6	0,4	3,5	3,1	-3,0	-0,3	1,0	3,4	-3,3
47.19	Other retail trade in n.s.	5,3	4,3	-4,9	2,3	-0,5	-0,3	3,5	0,3	0,3	-1,0	0,6	5,8	-8,5
47.4	Retail trade of information and communication equipment in s.s.	-35,5	17,9	7,7	-6,4	3,3	9,9	-6,4	-4,3	-8,0	3,4	-0,5	2,3	-22,2
47.5	Retail trade of household articles in s.s	-5,9	3,5	3,8	-1,4	-1,0	-2,0	-1,1	7,2	-4,1	1,2	2,1	0,9	-8,5
47.6	Retail trade of cultural and recreational goods in s.s.	53,2	25,6	-23,6	1,5	-5,0	-0,4	-3,3	0,8	-5,9	-5,9	-0,7	2,3	12,9
47.7	Retail trade of other goods in s.s.	2,9	4,4	-6,1	3,5	-0,8	2,0	6,9	2,7	-4,4	-0,3	0,8	3,2	1,8
47.9	Retail trade not in stores, stalls or markets	6,7	1,5	-11,6	-0,4	15,2	0,9	-3,9	21,4	-7,4	-0,8	3,0	-0,6	23,1
47.51, 47.71, 47.72	Retail trade of clothing, footwear and leather goods in s.s.	6,4	6,7	-7,6	4,9	1,6	4,0	10,3	-1,1	-4,6	0,8	-0,1	4,7	6,7
47.54, 47.59	Retail trade of furniture, articles for lighting and electric household appliances in s.s.	-1,5	33,1	-11,2	-9,4	-2,2	-5,3	-1,7	4,7	-0,1	0,7	3,7	-0,5	-7,6
47.73, 47.74, 47.75	Pharmacy, retail trade of medical goods and cosmetic articles in s.s.	4,1	0,2	-1,5	0,3	1,8	0,2	3,6	1,8	-1,0	0,1	-0,5	2,6	-3,2
47.61, 47.62, 47.63	Retail trade of books, newspapers, music and video recordings in s.s.	6,5	10,3	-5,0	0,6	1,1	-1,8	-0,5	2,2	-3,1	5,0	3,7	-1,1	-3,7
47.64, 47.65	Retail trade of sporting equipment, games and toys in s.s.	90,7	15,0	-25,2	-1,0	1,1	-3,7	-1,3	1,7	-0,8	-11,7	-2,4	-4,7	27,4

* *seasonally adjusted data*

**data for the previous period are revised*

Table 2: Annual growth rates calculated from volume retail trade indices

Code KD BiH 2010	Activity - KD BiH 2010	2016												2017
		I	II	III	IV	V	VI	VII	VIII	IX	X	XI	XII	I
47	TOTAL RETAIL TRADE	8,6	9,7	6,6	4,7	3,6	5,0	6,5	7,8	7,1	9,7	7,2	7,4	4,5
47.3	Retail trade of automotive fuel in s.s.	11,4	4,7	5,5	-0,4	2,6	2,1	-0,6	2,5	3,3	10,3	5,7	4,4	1,2
47 except 47.3	Retail trade, excluding retail trade of automotive fuel	7,7	11,3	6,9	6,3	3,9	6,0	9,1	9,7	8,4	9,5	7,7	8,3	5,6
47.11, 47.2	Retail trade of consumables (food, beverages and tobacco)	5,5	5,4	3,2	4,2	3,6	4,7	7,9	5,7	6,8	11,9	6,5	2,9	3,9
47.11	Retail trade of food, beverages and tobacco in n.s.	7,3	6,7	4,7	5,9	5,3	6,6	9,7	7,1	7,6	13,9	7,2	3,4	5,7
47.2	Retail trade of food, beverages and tobacco in s.s.	-6,7	-3,4	-6,4	-6,5	-7,3	-7,1	-3,6	-3,4	1,6	-1,6	1,4	-0,4	-9,7
47.19, 47.4 till 47.9	Retail trade of durables (non-food products)	9,5	15,8	9,6	7,7	4,2	6,9	9,9	12,6	9,4	8,1	8,5	12,5	6,8
47.19	Other retail trade in n.s.	3,6	10,5	6,1	9,2	5,7	7,1	9,7	9,9	8,7	9,6	5,6	16,4	0,8
47.4	Retail trade of information and communication equipment in s.s.	-20,7	2,6	-7,8	-0,8	0,5	4,4	-11,2	-9,8	-20,3	-12,5	-14,7	-24,6	-9,0
47.5	Retail trade of household articles in s.s	15,4	17,5	15,2	2,8	-1,9	-1,6	-0,5	8,6	3,9	2,4	6,4	2,9	-0,9
47.6	Retail trade of cultural and recreational goods in s.s.	26,2	78,6	19,1	17,3	14,0	18,7	23,6	24,8	30,9	19,9	21,8	23,9	-8,0
47.7	Retail trade of other goods in s.s.	12,2	17,3	9,9	8,9	5,9	10,7	16,6	16,4	12,6	9,3	11,0	14,9	13,8
47.9	Retail trade not in stores, stalls or markets	3,9	8,0	3,7	9,0	20,4	31,5	18,8	37,5	27,4	33,9	35,6	21,5	40,2
47.51, 47.71, 47.72	Retail trade of clothing, footwear and leather goods in s.s.	26,2	28,8	19,1	16,8	12,4	25,8	36,1	25,1	22,5	16,5	15,7	27,0	28,3
47.54, 47.59	Retail trade of furniture, articles for lighting and electric household appliances in s.s.	2,7	31,1	17,8	-6,8	-13,4	-0,1	-7,0	3,9	2,4	4,4	8,2	6,1	-2,1
47.73, 47.74, 47.75	Pharmacy, retail trade of medical goods and cosmetic articles in s.s.	7,4	9,7	7,2	5,0	7,1	7,1	10,3	12,7	11,0	10,5	10,9	12,5	4,2
47.61, 47.62, 47.63	Retail trade of books, newspapers, music and video recordings in s.s.	7,3	36,9	24,3	23,8	20,4	15,0	18,4	19,4	10,5	19,1	28,8	19,5	5,8
47.64, 47.65	Retail trade of sporting equipment, games and toys in s.s.	47,4	91,7	11,7	16,1	17,4	22,5	32,5	34,6	45,4	26,3	19,9	22,4	-10,5

* working day adjusted data

*data for the previous period are revised

Table 3: Monthly growth rates calculated from volume retail trade indices, 2010=100

Code KD BiH 2010	Activity - KD BiH 2010	2016												2017
		I	II	III	IV	V	VI	VII	VIII	IX	X	XI	XII	I
47	TOTAL RETAIL TRADE	131,6	134,0	131,6	131,4	132,2	132,0	135,0	137,6	136,2	135,0	137,1	139,6	137,1
47.3	Retail trade of automotive fuel in s.s.	121,3	118,5	119,8	114,4	117,9	117,2	117,3	120,5	120,6	118,3	122,7	124,9	122,7
47 except 47.3	Retail trade excluding retail trade of automotive fuel	135,5	139,9	136,0	137,9	137,6	137,7	141,7	144,1	142,2	141,3	142,5	145,1	142,6
47.11, 47.2	Retail trade of food, beverages and tobacco	113,6	114,7	114,0	114,9	115,3	114,8	117,0	116,7	118,1	116,8	117,6	116,9	117,6
47.11	Retail trade of food, beverages and tobacco in n.s.	118,8	119,3	119,0	120,1	120,8	121,1	123,3	122,6	123,9	123,4	124,0	123,6	125,2
47.2	Retail trade of food, beverages and tobacco in s.s.	87,0	91,0	88,6	88,2	86,7	81,9	84,7	86,5	88,6	82,8	84,5	82,8	78,7
47.19, 47.4 till 47.9	Retail trade of consumables (non-food products)	156,1	163,5	156,7	159,5	158,6	159,2	164,8	169,9	164,7	164,2	165,9	171,6	166,0
47.19	Other retail trade in n.s.	174,6	182,1	173,1	177,1	176,2	175,6	181,8	182,3	182,9	181,0	182,1	192,7	176,3
47.4	Retail trade of information and communication equipment in s.s.	171,2	201,8	217,4	203,4	210,1	231,0	216,2	206,8	190,2	196,7	195,7	200,2	155,8
47.5	Retail trade of household articles in s.s.	121,3	125,5	130,3	128,4	127,1	124,6	123,2	132,1	126,6	128,2	130,9	132,1	120,9
47.6	Retail trade of cultural and recreational goods in s.s.	64,7	81,2	62,1	63,0	59,9	59,7	57,7	58,2	54,8	51,5	51,2	52,3	59,1
47.7	Retail trade of other goods in s.s.	185,5	193,6	181,7	188,0	186,5	190,2	203,5	208,9	199,7	199,1	200,8	207,3	211,0
47.9	Retail trade not in stores, stalls or markets	135,4	137,4	121,5	121,0	139,4	140,7	135,2	164,1	152,0	150,7	155,2	154,2	189,8
47.51, 47.71, 47.72	Retail trade of clothing, footwear and leather goods in s.s.	273,1	291,5	269,3	282,4	287,1	298,7	329,3	325,5	310,7	313,1	312,7	327,3	349,3
47.54, 47.59	Retail trade of furniture, articles for lighting and electric household appliances in s.s.	86,1	114,6	101,8	92,2	90,2	85,4	84,0	87,9	87,8	88,4	91,7	91,2	84,3
47.73, 47.74, 47.75	Pharmacy, retail trade of medical goods and cosmetic articles in s.s.	164,0	164,4	161,9	162,3	165,3	165,5	171,6	174,6	172,8	173,1	172,1	176,6	171,0
47.61, 47.62, 47.63	Retail trade of books, newspapers, music and video recordings in s.s.	107,1	118,0	112,2	112,9	114,1	112,1	111,5	114,0	110,5	116,0	120,3	118,9	114,5
47.64, 47.65	Retail trade of sporting equipment, games and toys in s.s.	50,8	58,4	43,7	43,3	43,8	42,1	41,6	42,3	41,9	37,0	36,1	34,5	43,9

* *seasonally adjusted data*

**data for the previous period are revised*

Table 4: Volume indicators of Retail trade turnover, gross (non-adjusted) series

Code KD BiH 2010	Activity- KD BiH 2010	Growth rates				Indices 2010=100			
		I 2017 XII 2016	I 2017 I 2016	I 2017 ø2016	I 2017 ø2010	X 2016	XI 2016	XII 2016	I 2017
47	TOTAL RETAIL TRADE	-23,2	4,9	-15,6	13,5	143,2	129,5	147,7	113,5
47.3	Retail trade of automotive fuel in s.s.	-18,9	2,7	-15,8	0,7	130,1	119,3	124,2	100,7
47 except 47.3	Retail trade, excluding retail trade of automotive fuel	-24,4	5,6	-15,6	18,3	148,1	133,4	156,5	118,3
47.11, 47.2	Retail trade of consumables (food, beverages and tobacco)	-23,5	4,2	-11,8	2,2	120,0	109,1	133,6	102,2
47.11	Retail trade of food, beverages and tobacco in s.s.	-22,6	6,1	-9,9	9,7	127,1	115,2	141,7	109,7
47.2	Retail trade of food, beverages and tobacco in s.s.	-30,9	-9,6	-25,7	-36,3	83,6	77,8	92,2	63,7
47.19, 47.4 till 47.9	Retail trade of durables (non-food products)	-25,1	6,6	-18,1	33,4	174,6	156,2	178,1	133,4
47.19	Other retail trade in n.s.	-32,6	0,8	-21,3	41,5	187,1	170,0	210,0	141,5
47.4	Retail trade of information and communication equipment in s.s.	-32,1	-7,8	-17,1	66,7	211,0	200,9	245,5	166,7
47.5	Retail trade of household articles in s.s	-42,5	-3,2	-43,5	-28,2	142,0	121,8	124,9	71,8
47.6	Retail trade of cultural and recreational goods in s.s.	-23,3	-7,2	-23,1	-54,5	52,2	47,5	59,3	45,5
47.7	Retail trade of other goods in s.s.	-12,0	13,8	-3,9	87,6	211,3	189,2	213,2	187,6
47.9	Retail trade not in stores, stalls or markets	-2,0	40,2	18,1	67,3	158,9	161,4	170,8	167,3
47.51, 47.71, 47.72	Retail trade of clothing, footwear and leather goods in s.s.	-9,3	28,3	5,0	216,5	362,4	310,3	348,8	316,5
47.54, 47.59	Retail trade of furniture, articles for lighting and electric household appliances in s.s.	-36,3	-1,0	-25,4	-32,7	95,7	89,9	105,6	67,3
47.73, 47.74, 47.75	Pharmacy, retail trade of medical goods and cosmetic articles in s.s.	-13,9	5,6	-1,1	66,5	172,6	166,3	193,3	166,5
47.61, 47.62, 47.63	Retail trade of books, newspapers, music and video recordings in s.s.	-37,1	3,3	-26,2	-16,7	112,0	106,3	132,4	83,3
47.64, 47.65	Retail trade of sporting equipment, games and toys in s.s.	-8,2	-13,8	-20,5	-66,1	33,9	29,4	36,9	33,9

**data for the previous period are revised*

Table 5: Value indicators of Retail trade turnover, gross (non-adjusted) series

Code KD BiH 2010	Activity- KD BiH 2010	Growth rates				Indices 2010=100			
		I 2017 XII 2016	I 2017 I 2016	I 2017 ø2016	I 2017 ø2010	X 2016	XI 2016	XII 2016	I 2017
47	TOTAL RETAIL TRADE	-23,3	5,1	-15,5	11,1	139,8	127,1	145,0	111,1
47.3	Retail trade of automotive fuel in s.s.	-17,8	9,6	-11,6	3,1	129,5	119,6	125,3	103,1
47 except 47.3	Retail trade, excluding retail trade of automotive fuel	-25,1	3,6	-16,8	14,1	143,7	129,9	152,3	114,1
47.11, 47.2	Retail trade of consumables (food, beverages and tobacco)	-22,6	4,2	-11,4	10,0	127,3	116,1	142,1	110,0
47.11	Retail trade of food, beverages and tobacco in n.s.	-21,6	6,2	-9,2	14,7	130,8	118,9	146,3	114,7
47.2	Retail trade of food, beverages and tobacco in s.s.	-28,9	-7,5	-24,0	-14,1	109,2	101,7	120,7	85,9
47.19, 47.4 till 47.9	Retail trade of durables (non-food products)	-27,1	3,1	-21,0	18,1	159,1	142,9	161,9	118,1
47.19	Other retail trade in n.s.	-32,7	-0,6	-21,7	33,4	177,0	161,1	198,3	133,4
47.4	Retail trade of information and communication equipment in s.s.	-32,3	-10,3	-18,3	41,6	181,4	172,0	209,2	141,6
47.5	Retail trade of household articles in s.s	-42,7	-4,0	-44,1	-27,7	144,0	123,4	126,1	72,3
47.6	Retail trade of cultural and recreational goods in s.s.	-26,9	-7,3	-24,5	-56,1	52,3	47,9	60,1	43,9
47.7	Retail trade of other goods in s.s.	-14,3	8,2	-8,0	51,0	174,3	157,9	176,2	151,0
47.9	Retail trade not in stores, stalls or markets	-2,9	38,6	17,4	62,7	156,7	159,5	167,6	162,7
47.51, 47.71, 47.72	Retail trade of clothing, footwear and leather goods in s.s.	-15,0	16,5	-2,7	89,7	236,3	202,4	223,1	189,7
47.54, 47.59	Retail trade of furniture, articles for lighting and electric household appliances in s.s.	-36,3	-0,7	-25,3	-33,4	95,0	89,2	104,6	66,6
47.73, 47.74, 47.75	Pharmacy, retail trade of medical goods and cosmetic articles in s.s.	-13,4	6,8	-0,6	64,1	168,9	163,4	189,5	164,1
47.61, 47.62, 47.63	Retail trade of books, newspapers, music and video recordings in s.s.	-36,0	5,2	-24,7	1,2	133,8	127,1	158,2	101,2
47.64, 47.65	Retail trade of sporting equipment, games and toys in s.s.	-12,2	-18,7	-24,2	-73,7	27,3	23,6	30,0	26,3

**data for the previous period are revised*

Appendix: Extract from Classification of Activities - KD BiH 2010.

Code KD BiH 2010	Activity - KD BiH 2010
47	Retail trade except retail trade of motor vehicles and motorcycles
47.1	Retail trade in n.s.
47.11	Retail trade of food, beverages and tobacco in n.s.
47.19	Other retail trade in n.s.
47.2	Retail trade of food, beverages and tobacco in s.s.
47.3	Retail sale of automotive fuel in s.s.
47.4	Retail trade of information and communication equipment in s.s.
47.42	Retail trade of telecommunications equipment in s.s.
47.43	Retail trade of audio and video equipment in s.s.
47.5	Retail trade of other household equipment in s.s.
47.51	Retail trade of textiles in s.s.
47.52	Retail trade of metal equipment, paints and glass in s.s.
47.53	Retail trade of carpets, rugs, wallpaper and floor coverings, in s.s.
47.54	Retail trade of electrical household appliances in s.s.
47.59	Retail trade of furniture, lighting equipment and other household articles in s.s.
47.6	Retail trade of cultural and recreation goods in s.s.
47.61	Retail trade of books in s.s.
47.62	Retail trade of newspapers, paper products and stationery in s.s.
47.63	Retail trade of music and video recordings in s.s.
47.64	Retail trade of sporting equipment
47.65	Retail trade of games and toys in s.s.
47.7	Retail trade of other goods in s.s.
47.71	Retail trade of clothing in s.s.
47.72	Retail trade of footwear and leather goods in s.s.
47.73	Pharmacy
47.74	Retail trade of medical and orthopaedic goods in s.s.
47.75	Retail trade of cosmetic and toilet articles in s.s.
47.76	Retail trade of flowers, plants, seeds, fertilisers, pet animals and pet food in s.s.
47.77	Retail trade of watches and jewellery in s.s.
47.78	Retail trade of new goods in s.s.
47.79	Retail trade of second-hand goods in s.s.
47.8	Retail trade via stalls or markets
47.81	Retail trade via stalls and markets of food, beverages and tobacco products
47.9	Retail trade not in stores, stalls or markets

METHODOLOGY NOTES

Aim of survey

The purpose of the monthly retail trade survey is getting timely information on change of level of realized turnover (in nominal and real terms) and other relevant indicators in the field of retail trade in BiH. Retail trade turnover index is one of the key indicators of economic activity in the country which helps government bodies and private sector enterprises in the decision-making process. It is also applied for the estimation of retail trade sector output, household consumption, as well as in the calculation of national accounts.

Survey methodology is completely harmonized with the one prescribed by Council Regulation (EC) No.1165/98 concerning short-term statistics from the 1998 and its amendments (hereinafter EU STS regulation) and with Eurostat recommendations for this statistical area.

Coverage

The survey comprises business entities /legal units which are, by the main activity, registered within retail trade, except retail trade of motor vehicles and motorcycles (division 47 - KD BiH 2010), and businesses which are, according to their main activity, classified in other activities, but also performing retail trade. For the purpose of the survey, Classification of Activities in Bosnia and Herzegovina - KD BiH 2010 was used, and it is fully compliant with the European Classification of Economic Activities - NACE Rev. 2. Survey covers the entire territory of Bosnia and Herzegovina. Entrepreneurs are not included.

Sample design

In conducting survey on retail trade in BiH the combined method of full coverage and stratified random sampling is used. The sample is divided into strata according to the BiH's entity to which the business entity belongs, class of financial data (financial report of the previous year) and the activity of business entity (division 47-KD BiH 2010). As an additional stratification variable the number of employees is used. The chosen sample on retail trade in 2017 is representative at the level of Bosnia and Herzegovina and at the level of the Federation of BiH, Republika Srpska and District Brčko.

Data collection and processing

In conducting the survey the three statistical institutions in BiH participate. The main observation variable is monthly turnover of business entity, excluding VAT, which is in accordance with EU-STS regulation separately stated. Data collected from the reporting units, using the form M KPS TRG 01, is the basis for the evaluation data for the total population. Aggregation of turnover at higher levels (group, division, special aggregates) of activity is carried out prior to the compilation of indices.

Index compilation

Retail trade indices are calculated compared with the base year (2010), which is revised every five years according to the EU-STS regulations, and are shown in real and nominal terms. Value index of Retail trade is expressed in current prices (unadjusted for price change). For users of statistical data it is very important to follow the evolution of phenomena in time and for these purposes we use volume index of retail trade. Volume index is expressed in constant prices, and it is calculated by deflating retail trade turnover by adjusted consumer price index (CPI) .

Seasonal and working day adjustment of index

Statistical institutions in BiH, taking into account data dissemination in the EU, are publishing indices in the following forms:

- original (unadjusted) indices,
- seasonally adjusted indices – deseasoned indices (SA – seasonally adjusted) and
- calendar adjusted indices (WDA- working-day adjusted)

Since the seasonally and calendar adjusted indices are far more significant and representative for the users of statistical data, they are listed in tabular form.

Seasonal adjustment means that the data are adjusted for seasonal influences and calendar days. Monthly indices and growth rates are, according to Eurostat's recommendations, presented and interpreted in seasonally adjusted form.

Calendar adjustment implies that the data are adjusted for the impact of calendar and work days. The data that are compared with the data from the same period of the previous year are presented and interpreted in the calendar adjusted form of an index or growth rate. When these calendar effects significantly affect the observed time series, it is necessary to remove them.

Calendar and seasonal adjustment is performed in Demetra application (version 2.1) using the TRAMO-SEATS method in the series of monthly data and in accordance with the Eurostat guidelines.

Because of the characteristics of applied method for adjustment, adding new monthly observations in the series may lead to a certain changes to the earlier, already published seasonally and calendar-adjusted index series.

Data dissemination

Results of the survey are expressed in the form of indices and growth rates and since January 2014 are published on a regular monthly basis in the form of press releases on the website of the Agency for Statistics of BiH (www.bhas.ba). The presentation and interpretation of the index is completely in line with those prescribed by EU-STS regulation allowing national and international users to compare the BiH retail trade index with indices of other countries.

Data revision

Regular press releases on retail trade are published in the monthly dynamics and contain preliminary data. Data revision implies that the data for the previous month (t-1) are revised in accordance with new information, and it is possible that the data published after revision differ from previously published, preliminary data. In the press release is clearly stated on which data are used so that users of statistical data can properly interpret them. For any change of the data and the reasons for doing that, users will be informed in an appropriate and transparent manner, in regular monthly press releases and other publications for the public as well as on the website of the Agency for Statistics of BiH.

Definitions

Turnover is the total invoiced amount that an business entity invoice to third parties for goods sold or service provided in the retail trade during the reference period, and it corresponds to the market value. Includes costs associated with the sale, such as transportation, packaging, etc. that are transferred to the customer, even if these amounts are stated separately on invoices. Value Added Tax (VAT) is excluded from the turnover.

Turnover of retail trade activities includes the value of all goods sold to individuals for personal use or use in household in the observed period.

- The turnover of consumables includes turnover generated by business subjects registered in the activities 47.11 and 47.2. (mainly food, beverages and tobacco products).

- The turnover of non-food products includes various retail goods that business subjects registered in the activities of 47.19, 47.4-47.9 generated.

Turnover of other activities includes the value of all goods sold and services provided on the market (wholesale, mediation in wholesale trade, hotels and restaurants, transport and other activities).

Abbreviations

DB- District Brčko

EU- European Union

Eurostat- Statistical Office of the European Communities

FIS- Federal Institute of Statistics of the Federation of BiH

KD BiH 2010- Classification of activities of Bosnia and Herzegovina 2010

NACE Rev.2- European Classification of economic Activities

RSIS- - Republika Srpska Institute of Statistics

SBR- Statistical Business Register

s.s.- specialised stores

n.s.-non-specialised stores

- no occurrence

Published and printed by the Agency for Statistics of the Bosnia and Herzegovina, 71000 Sarajevo, Zelenih beretki 26

Phone: +387 (33) 911 911 · Telefax: +387 (33) 220 622
E-mail : bhas@bhas.ba · Web site: <http://www.bhas.ba>

Person responsible: Velimir Jukić, Director

Prepared by: Lejla Krehić

First Release data are also published on the Internet
