



# SAOPĆENJE

## FIRST RELEASE



Molimo korisnike da prilikom upotrebe podataka obavezno navedu izvor  
*Users are kindly requested to mention the data source*

GODINA/ YEAR: IV

SARAJEVO, 20.03.2017.

BROJ/ NUMBER: 3

## SAOBRAĆAJ

### TRANSPORT

#### GRANIČNI PROMET ROBE I CESTOVNIH TERETNIH MOTORNIH VOZILA III kvartal 2016.

#### ROAD CROSS-BORDER TRAFFIC OF FREIGHT MOTOR VEHICLES AND GOODS 3<sup>rd</sup> quarter 2016

U ulazu u Bosnu i Hercegovinu u trećem kvartalu 2016. godine ušlo je 14.132 teretnih motornih vozila, što je za 3,5% više u odnosu na treći kvartal 2015. godine. Broj tranzitnih teretnih motornih vozila na ulazu u trećem kvartalu 2016. godine iznosi 6.185 što je za 8% manje u odnosu na isti kvartal prethodne godine.

*There were 14 132 freight motor vehicles that arrived in Bosnia and Herzegovina in the third quarter of 2016, which represents a increase of 3,5% in comparison with third quarter of 2015. Number of transit freight motor vehicles on entrance in the third quarter 2016 was 6 185, which is 8% less than in the same quarter of the previous year.*

U trećem kvartalu 2016. godine ušlo je 670.973 tona robe, što je za 12,2% manje u poređenju sa trećim kvartalom prethodne godine.

*In road cross-border traffic there were 670 973 tonnes of goods that entered in the third quarter of 2016 which was by 12,2% less compared with third quarter of 2015.*

Na izlazu iz Bosne i Hercegovine u trećem kvartalu 2016. godine izašlo je 44.484 teretnih motornih vozila, što je za 8,7 % više u odnosu na treći kvartal 2015. godine. Broj tranzitnih teretnih motornih vozila na izlazu u trećem kvartalu 2016. godine iznosi 362 što je za 10,7% više u odnosu na isti kvartal prethodne godine.

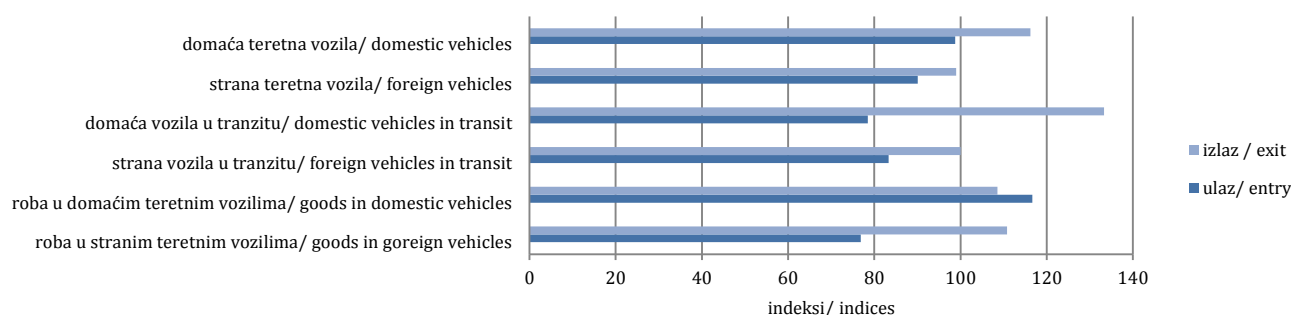
*There were 44 484 freight motor vehicles that exited from Bosnia and Herzegovina in the third quarter of 2016 which represents a increase of 8,7% in comparison to the third quarter of 2015. Number of transit freight motor vehicles on exit in the third quarter 2016 was 362, which is 10,7% more than in the same quarter of the previous year.*

U trećem kvartalu 2016. godine izašlo je 1.033.733 tona robe, što je za 9,4% više nego u trećem kvartalu prethodne godine.

*In road cross-border traffic there were 1 033 733 tonnes of goods that exited in the third quarter of 2016. which was by 9,4% more than in the third quarter of the previous year.*

#### G.1. Cestovni granični promet teretnih motornih vozila i robe, ulaz i izlaz, III kvartal 2016/ III kvartal 2015.

*Road cross-border traffic of freight motor vehicles and goods, entry and exit, 3<sup>rd</sup> quarter 2016/ 3<sup>rd</sup> quarter 2015*



**T.1. Cestovni granični promet teretnih motornih vozila i robe**
*Road cross-border traffic of freight motor vehicles and goods*

Registracija vozila	Ulaz/Entry			Izlaz/Exit			Vehicle's registration
	2015	2016	Indeks /index	2015	2016	Indeks /index	
	III kvartal 3 <sup>rd</sup> quarter	III kvartal 3 <sup>rd</sup> quarter	III 2016 III 2015	III kvartal 3 <sup>rd</sup> quarter	III kvartal 3 <sup>rd</sup> quarter	III 2016 III 2015	
Teretna vozila							<b>Freight vehicles</b>
UKUPNO	50.593	56.002	110,7	77.145	82.947	107,5	<b>TOTAL</b>
domaća	27.545	32.126	116,6	48.867	53.216	108,9	domestic
strana	23.048	23.876	103,6	28.278	29.731	105,1	foreign
Teretna vozila							<i>Freight vehicles</i>
Uvoz/ izvoz	13.648	14.132	103,5	40.930	44.484	108,7	<i>Import/ export</i>
domaća	9.970	10.935	109,7	26.026	28.245	108,5	domestic
strana	3.678	3.197	86,9	14.904	16.239	109,0	foreign
Teretna vozila							<i>Freight vehicles</i>
Tranzit	6.723	6.185	92,0	327	362	110,7	<i>Transit</i>
domaća	1.465	1.448	98,8	229	266	116,2	domestic
strana	5.258	4.737	90,1	98	97	99,0	foreign
Prazna teretna vozila	30.222	35.685	118,1	35.888	38.600	107,6	<i>Empty freight vehicles</i>
domaća	16.110	19.743	122,6	22.612	24.705	109,3	domestic
strana	14.112	15.942	113,0	13.276	13.895	104,7	foreign
Roba, hilj.t	763	670	87,8	944	1.033	109,4	<i>Goods, '000t</i>
domaća	557	499	89,6	611	664	108,7	domestic
strana	207	171	82,6	333	369	110,8	foreign
U teretnim vozilima							<i>In freight vehicles</i>
Uvoz/ izvoz, hilj.t	200	220	110,0	940	1.028	109,4	<i>Import/ export</i>
domaća	162	189	116,7	608	660	108,6	domestic
strana	39	30	76,9	332	368	110,8	foreign
U teretnim vozilima							<i>In freight vehicles</i>
Tranzit, hilj.t	563	450	79,9	4	5	125,0	<i>Transit, '000t</i>
domaća	395	310	78,5	3	4	133,3	domestic
strana	168	140	83,3	1	1	100,0	foreign

**T.2. Cestovni granični promet teretnih motornih vozila prema smjerovima kretanja, III kvartal 2016.**
*Road cross-border traffic of freight motor vehicles by directions, 3<sup>rd</sup> quarter 2016*

Registracija vozila	Ulaz/Entry			Izlaz/Exit			Vehicle's registration
	Teretna vozila sa teretom <i>Loaded freight motor vehicles</i>	Prazna teretna vozila <i>Goods in freight vehicles, '000 t</i>	Roba u teretnim vozilima, hilj.tona <i>Goods in freight vehicles, '000 t</i>	Teretna vozila sa teretom <i>Loaded freight motor vehicles</i>	Prazna teretna vozila <i>Goods in freight vehicles, '000 t</i>	Roba u teretnim vozilima, hilj.tona <i>Goods in freight vehicles, '000 t</i>	
<b>UKUPNO</b>	<b>20.317</b>	<b>35.685</b>	<b>670.973</b>	<b>44.846</b>	<b>38.600</b>	<b>1.033.733</b>	<b>TOTAL</b>
Preko bosanskohercegovačko-hrvatske granice	<b>12.912</b>	<b>23.666</b>	<b>453.633</b>	<b>33.201</b>	<b>22.837</b>	<b>771.181</b>	<i>Across Bosnia and Herzegovina- Croatia border</i>
Preko bosanskohercegovačko-srbijanske granice	<b>7.008</b>	<b>10.332</b>	<b>206.393</b>	<b>10.223</b>	<b>15.558</b>	<b>235.255</b>	<i>Across Bosnia and Herzegovina- Serbia border</i>
Preko bosanskohercegovačko-crnogorske granice	<b>397</b>	<b>1.687</b>	<b>10.947</b>	<b>1.422</b>	<b>205</b>	<b>27.297</b>	<i>Across Bosnia and Herzegovina- Montenegro border</i>

**T.3. Cestovni granični promet robe u teretnim motornim vozilima prema smjerovima kretanja i graničnim prijelazima***Road cross-border traffic of goods in freight motor vehicles, by directions and border crossings*

	Roba u teretnim vozilima, tona Goods in freight vehicles, t			
	III kvartal 2015. / 3 <sup>rd</sup> quarter 2015		III kvartal 2016. / 3 <sup>rd</sup> quarter 2016	
	Ulaz <i>Entry</i>	Izlaz <i>Exit</i>	Ulaz <i>Entry</i>	Izlaz <i>Exit</i>
Ukupno Total	<b>763.185</b>	<b>944.144</b>	<b>670.973</b>	<b>1.033.733</b>
<b>Preko bosanskohercegovačko-hrvatske granice/</b> <i>Across Bosnia and Herzegovina- Croatia border</i>	<b>558.161</b>	<b>726.379</b>	<b>453.633</b>	<b>771.181</b>
Bijača	137.445	10.255	26.187	14.718
Brčko	910	14.144	1.273	37.786
Bosanski Brod	101.770	83.658	122.720	80.106
Bosanska Gradiška	67.790	85.817	68.797	94.051
Gorica	62.545	5.617	67.795	6.745
Gradina	14.063	25.343	14.354	35.362
Hukića Brdo	25.872	191	23.855	395
Izačić	20.552	59.312	27.930	65.413
Kamensko	83.967	29.554	66.483	31.283
Orašje	26.002	189.071	18.886	173.715
Šamac	12.606	213.452	10.740	218.002
Strmica	4.640	9.962	4.613	13.605
<b>Preko bosanskohercegovačko-srbijanske granice/</b> <i>Across Bosnia and Herzegovina- Serbia border</i>	<b>180.614</b>	<b>204.779</b>	<b>206.393</b>	<b>235.255</b>
Karakaj	18.629	104.002	15.089	120.707
Pavlovića Most	33.639	14.160	51.891	15.645
Rača	68.653	49.297	69.462	56.408
Uvac	1.443	20.409	550	17.907
Vardište	58.249	16.911	69.401	24.588
<b>Preko bosanskohercegovačko- crnogorske granice/</b> <i>Across Bosnia and Herzegovina- Montenegro border</i>	<b>24.410</b>	<b>12.987</b>	<b>10.947</b>	<b>27.297</b>
Deluša	19	8.060	133	18.938
Hum	19	36	34	62
Klobuk	12.212	4.794	9.777	7.638
Metaljka	12.160	96	1.003	659

**T.4. Cestovni granični promet teretnih motornih vozila prema smjerovima kretanja i graničnim prijelazima (ulaz)***Road cross – border traffic of freight motor vehicles, by directions and border crossings(entry)*

	<b>Ulaz</b> Entry			
	III kvartal 2015. / 3 <sup>rd</sup> quarter 2015		III kvartal 2016. / 3 <sup>rd</sup> quarter 2016	
	<b>Teretna vozila sa teretom</b> <i>Loaded freight vehicles</i>	<b>Prazna teretna vozila</b> <i>Empty freight vehicles</i>	<b>Teretna vozila sa teretom</b> <i>Loaded freight vehicles</i>	<b>Prazna teretna vozila</b> <i>Empty freight vehicles</i>
<b>Ukupno</b> <i>Total</i>	<b>20.371</b>	<b>30.222</b>	<b>20.317</b>	<b>35.685</b>
<b>Preko bosanskohercegovačko-hrvatske granice/ Across Bosnia and Herzegovina-Croatia border</b>	<b>13.720</b>	<b>18.843</b>	<b>12.912</b>	<b>23.666</b>
Bijača	706	1.883	625	1.285
Brčko	303	671	302	1.276
Bosanski Brod	2.552	-	3.138	132
Bosanska Gradiška	2.198	34	2.319	2
Gorica	1.087		1.044	892
Gradina	461	1.958	463	1.757
Hukića Brdo	641	389	491	364
Ivanjica	-	60	-	55
Izačić	778	1.182	726	1.346
Kamensko	2.811	2.520	2.584	2.567
Orašje	851	6.836	701	6.456
Osoje	-	-	-	118
Šamac	1.240	2.703	431	6.855
Strmica	92	607	88	561
<b>Preko bosanskohercegovačko-srbijanske granice/ Across Bosnia and Herzegovina- Serbia border</b>	<b>6.235</b>	<b>10.364</b>	<b>7.008</b>	<b>10.332</b>
Bratunac	-	488	-	974
Karakaj	705	4.319	608	4.416
Pavlovića Most	1.986	4.066	2.961	3.620
Rača	2.384	639	2.384	683
Uvac	138	606	147	409
Vardište	1.022	47	908	8
Skelani	-	199	-	222
<b>Preko bosanskohercegovačko- crnogorske granice/ Across Bosnia and Herzegovina-Montenegro border</b>	<b>416</b>	<b>1.015</b>	<b>397</b>	<b>1.687</b>
Deluša	29	7	51	-
Hum	61	202	77	509
Klobuk	233	765	221	924
Metaljka	93	41	48	254

**T.5. Cestovni granični promet teretnih motornih vozila prema smjerovima kretanja i graničnim prijelazima (izlaz)**
*Road cross – border traffic of freight motor vehicles, by directions and border crossings(exit)*

	<b>Izlaz</b> Exit			
	III kvartal 2015. / 3 <sup>rd</sup> quarter 2015		III kvartal 2016. / 3 <sup>rd</sup> quarter 2016	
	<b>Teretna vozila sa teretom</b> <i>Loaded freight vehicles</i>	<b>Prazna teretna vozila</b> <i>Empty freight vehicles</i>	<b>Teretna vozila sa teretom</b> <i>Loaded freight vehicles</i>	<b>Prazna teretna vozila</b> <i>Empty freight vehicles</i>
<b>Ukupno</b> <i>Total</i>	<b>41.257</b>	<b>35.888</b>	<b>44.846</b>	<b>38.600</b>
<b>Preko bosanskohercegovačko-hrvatske granice/ Across Bosnia and Herzegovina-Croatia border</b>	<b>31.577</b>	<b>20.396</b>	<b>33.201</b>	<b>22.837</b>
Bijača	687	5.947	868	7.217
Brčko	557	825	1.513	1.883
Bosanski Brod	3.739		3.488	88
Bosanska Gradiška	4.011	911	4.318	445
Gorica	407		401	1.639
Gradina	1.160	3.591	1.623	3.413
Hukića Brdo	113	347	195	449
Ivanjica	-	36		29
Izačić	2.835	3.770	3.063	3.853
Kamensko	1.379	16	1.449	29
Orašje	7.615	4.451	7.031	2.707
Osoje	-	-	-	115
Šamac	8.661	405	8.689	931
Strmica	413	97	563	39
<b>Preko bosanskohercegovačko-srbijanske granice/ Across Bosnia and Herzegovina- Serbia border</b>	<b>8.930</b>	<b>15.269</b>	<b>10.223</b>	<b>15.558</b>
Bratunac	-	298	-	743
Karakaj	4.350	5.607	5.003	5.648
Pavlovića Most	736	3.615	799	3.570
Rača	2.241	5.179	2.602	5.191
Uvac	802	56	712	31
Vardište	801	181	1.107	50
Šepak		1	-	-
Skelani	-	332	-	325
<b>Preko bosanskohercegovačko- crnogorske granice/ Across Bosnia and Herzegovina-Montenegro border</b>	<b>750</b>	<b>223</b>	<b>1.422</b>	<b>205</b>
Deluša	410	-	897	-
Hum	61	18	88	32
Klobuk	264	129	397	144
Metaljka	15	76	40	29

**T.6. Cestovni granični promet robe u teretnim motornim vozilima ( ulaz), prema zemljama registracije**
*Road cross-border traffic of goods in freight motor vehicles(entry), by country of registration*

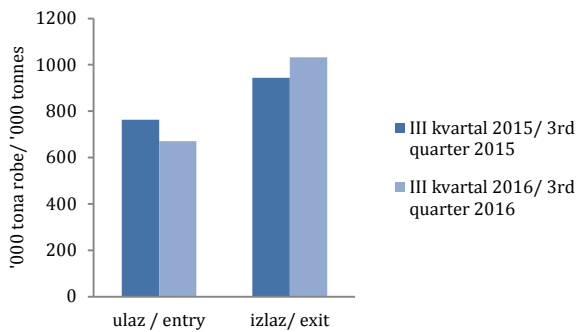
Zemlja registracije	Ulaz Entry				Country of registration
	III kvartal 2015. 3 <sup>rd</sup> quarter 2015		III kvartal 2016. 3 <sup>rd</sup> quarter 2016		
	Broj vozila sa teretom Number of loaded vehicles	Tona robe Tonnes of goods	Broj vozila sa teretom Number of loaded vehicles	Tona robe Tonnes of goods	
<b>Ukupno</b>	<b>20.371</b>	<b>763.185</b>	<b>20.317</b>	<b>670.973</b>	<b>Total</b>
Bosna i Hercegovina	11.435	556.608	12.485	499.973	Bosnia and Herzegovina
Strane zemlje	8.936	206.576	7.832	171.000	Foreign countries
Albanija	5	41			Albania
Andora	20	80	20	15	Andorra
Austrija	422	2.788	267	1.894	Austria
Bahrein	8	38	6	103	Bahrain
Belgija	39	158	26	95	Belgium
Bjelorusija	20	513			Belarus
Bugarska	164	3.171	153	3.639	Bulgaria
Crna Gora	204	14.201	167	5.101	Montenegro
Češka	56	540	62	566	Czech Republic
Danska	22	61			Denmark
Estonija	3	46			Estonia
Finska	3	14			Finland
Francuska	91	310	86	298	France
Grčka	0				Greece
Hrvatska	2.000	44.274	1.668	37.544	Croatia
Irska	2	5			Ireland
Italija	166	792	105	525	Italy
Litva	6	98	5	6	Lithuania
Luksemburg	8	16			Luxembourg
Mađarska	123	2.853	117	3.232	Hungary
Makedonija	388	12.126	424	13.868	FYR Macedonia
Moldavija	14	244			Moldova
Holandija	256	1.340			Netherlands
Norveška	5	43			Norway
Njemačka	807	9.308	727	9.006	Germany
Poljska	184	3.191	143	1.893	Poland
Rumunija	66	713	62	661	Romania
Rusija	17	340			Russia Federation
Slovačka	71	457	62	785	Slovakia
Slovenija	660	14.617	576	12.218	Slovenia
Srbija	1.540	65.627	1.586	59.097	Serbia
Sjedinjene Američke Države	10	23			Unated States of America
Španija	5	8	10	100	Spain
Švedska	133	477	114	499	Sweeden
Švicarska	383	1.045	410	1.243	Switzerland
Turska	745	13.879	551	13.006	Turkey
Ukrajina	23	507			Ukraine
Velika Britanija	5	13	5	4	United Kingdom
Ostale zemlje	262	12.621	480	5.602	Other countries

**T.7. Cestovni granični promet robe u teretnim motornim vozilima ( izlaz), prema zemljama registracije**
*Road cross-border traffic of goods in freight motor vehicles(exit), by country of registration*

Zemlja registracije	Izlaz Exit				Country of registration
	III kvartal 2015. 3 <sup>rd</sup> quarter 2015		III kvartal 2016. 3 <sup>rd</sup> quarter 2016		
	Broj vozila sa teretom Number of loaded vehicles	Tona robe Tonnes of goods	Broj vozila sa teretom Number of loaded vehicles	Tona robe Tonnes of goods	
<b>Ukupno</b>	<b>41.257</b>	<b>944.144</b>	<b>44.846</b>	<b>1.033.733</b>	<b>Total</b>
Bosna i Hercegovina	26.255	610.689	28.510	664.556	Bosnia and Herzegovina
Strane zemlje	15.002	333.455	16.336	369.177	Foreign countries
Albanija	3	75			Albania
Andora	16	59	20	61	Andorra
Austrija	39	226	23	72	Austria
Bahrein	20	285	8	172	Bahrain
Bugarska	123	2.712	89	2.030	Bulgaria
Crna Gora	353	7.242	681	15.273	Montenegro
Češka	7	123	5	70	Czech Republic
Danska	1	1	2	1	Denmark
Francuska	2	4	7	31	France
Grčka	0	0	-	-	Greece
Hrvatska	7.063	162.774	7.549	177.250	Croatia
Italija	29	325	14	184	Italy
Litva	1	20	-	-	Lithuania
Luksemburg	1	0	-	-	Luxembourg
Mađarska	133	3.140	191	4.996	Hungary
Makedonija	155	3.234	75	1.465	FYR Macedonia
Moldavija	1	21	-	-	Moldova
Holandija	3	4	-	-	Netherlands
Njemačka	62	61	79	119	Germany
Poljska	78	1.858	66	1.552	Poland
Rumunija	3	69	6	30	Romania
Rusija	21	371	-	-	Russia Federation
Slovačka	14	298	17	314	Slovakia
Slovenija	976	21.539	1.088	23.428	Slovenia
Srbija	5.401	119.392	5.889	130.941	Serbia
Sjedinjene Američke Države	0	0	-	-	Unated States of America
Španija	0	0	2	23	Spain
Švedska	2	1	3	7	Sweedeen
Švicarska	7	24	11	9	Switzerland
Turska	213	3.994	179	3.632	Turkey
Ukrajina	7	121	-	-	Ukraine
Velika Britanija	1	0	-	-	United Kingdom
Ostale zemlje	267	5.481	332	7.517	Other countries

## G.2. Cestovni granični promet robe u teretnim motornim vozilima, ulaz i izlaz

Road cross-border traffic of freight in motor vehicles, entry and exit



## METODOLOŠKA OBJAŠNENJA

### Izvori i metode prikupljanja

Svrha istraživanja je prikupiti podatke o radu pretovarnih preduzeća te prikupiti podatke o uvozu, izvozu, tranzitu, broju vozila na ulazu, broju vozila na izlazu, međunarodnom cestovnom prometu na ulazu, međunarodnom cestovnom prometu na izlazu. U obuhvat istraživanja o graničnom prometu teretnih motornih vozila uključeni su svi cestovni granični prijelazi na kojima postoji carinska ispostava. Podatke za cestovni granični promet teretnih motornih vozila i robe Agencija za statistiku BiH preuzela je od Uprave za indirektno oporezivanje BiH. Podaci obuhvataju sva cestovna teretna motorna vozila i robu koja je prešla granicu i ušla u državu Bosnu i Hercegovinu odnosno izašla iz Bosne i Hercegovine. Teretna cestovna motorna vozila razvrstavaju se prema zemlji u kojoj su registrovana i prate se prema smjerovima kretanja i graničnim prijelazim.

### DEFINICIJE

**Granični prijelaz** je mjesto namijenjeno prelazu državne granice. Granični prijelazi su međunarodni, međudržavni ili pogranični. Mogu biti cestovni, vazdušni, pomorski prijelazi i prijelazi na unutrašnjim vodenim putevima.

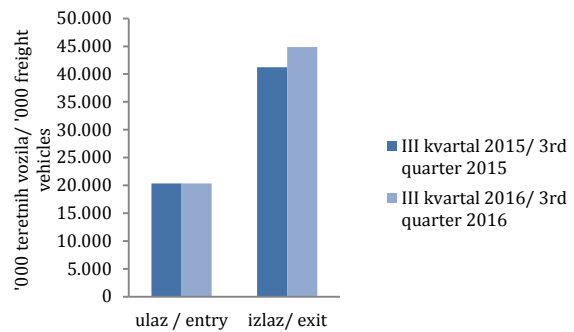
**Granični prijelazi za međunarodni promet** namijenjeni su graničnom prometu građana države Bosne i Hercegovine i građanima drugih zemalja.

**Granični prijelazi za pogranični promet** namijenjeni su graničnom prometu građana određenog područja države Bosne i Hercegovine i određenog područja susjedne zemlje prema međunarodnom sporazumu.

**Roba na ulazu** je roba koja je ušla u carinsko područje države Bosne i Hercegovine, a **roba na izlazu** je roba koja napušta carinsko područje Bosne i Hercegovine.

## G.3. Cestovni granični promet teretnih motornih vozila sa teretom, ulaz i izlaz

Road cross-border traffic of loaded freight motor vehicles, entry and exit



## NOTES OF METHODOLOGY

### Source and methods of data collection

The purpose of the research is to gather information on the work of transfer companies and gather information on the temporary import, temporary export, transit, the number of vehicles at the exit international road transport at the door, international road transport at the exit. Data on cross-border traffic of freight motor vehicles cover all border crossings where there are customs offices. Data for cross-border traffic of freight vehicles and goods Agency for Statistics of BiH has taken from the Indirect Taxation Authority BiH. Data includes all freight road vehicles and goods crossing the border and entering or exiting the Bosnia and Herzegovina. Freight motor vehicles are grouped according to a country of registration and monitored according to the directions of movement and border crossings.

### DEFINITION

Border crossing is a place intended for crossing the state border. Border crossings are international, interstate or local ones. They may be road, railway, air, maritime crossings or crossings on inland waterways.

Border crossings for the international traffic are intended for a cross-border traffic of citizens of the Bosnia and Herzegovina and citizens of other countries.

Border crossings for the local traffic are intended for a cross-border traffic of citizens from a certain area of the Bosnia and Herzegovina and a certain area of the neighbouring country according to the international agreement.

Goods in entry are goods that entered the customs territory of the Bosnia and Herzegovina, while goods in exit are goods that exited from the customs territory of the Bosnia and Herzegovina.



**Teretno vozilo** je motorno vozilo kojim se prevozi roba i koje je evidentirano na ulazu u carinsko područje države Bosne i Hercegovine ili na izlazu iz carinskog područja države Bosne i Hercegovine od strane carinske uprave.

**Tranzit** označava prijevoz robe od carinarnice na teritoriji jedne strane ugovornice do druge carinarnice u istoj teritoriji, u skladu sa uslovima predviđenim nacionalnim zakonima i propisima te strane ugovornice.

*Freight vehicle is a motor vehicle used for the transport of goods, which is recorded by the Customs Authority in the entry to the customs territory of the Bosnia and Herzegovina or in the exit from the customs territory of Bosnia and Herzegovina.*

*Transit means the transport of goods from the customs territory of one part to another office in the same territory, in accordance with the conditions provided for by national laws and regulations of that country.*

#### **Skraćenice**

t            tona  
'000 t       hiljade tona

#### **Abbreviations**

t            tonne  
'000 t       '000 tonne

---

**Izdaje i štampa Agencija za statistiku Bosne i Hercegovine, 71000 Sarajevo, Zelenih beretki 26**

*Published and printed by the Agency for Statistics of the Bosnia and Herzegovina, 71000 Sarajevo, Zelenih beretki 26*

Telefon/Phone: +387 (33) 911 911 · Telefaks/Telefax: +387 (33) 220 622

Elektronska pošta/E-mail : bhas@bhas.ba · Internetska stranica/Web site: <http://www.bhas.ba>

**Odgovara direktor: mr.sc. Velimir Jukić**

*Person responsible: mr.sc. Velimir Jukić, Director General*

**Saopćenje priredili: Alma Džananović**

*Prepared by: Alma Džananovic*

**Podaci iz ovog saopćenja objavljuju se i na internet**

*First Release data are also published on the Internet*

---