



SAOPĆENJE

FIRST RELEASE



Molimo korisnike da prilikom upotrebe podataka obavezno navedu izvor
Users are kindly requested to mention the data source

GODINA/ YEAR: IV

SARAJEVO, 20.03.2017.

BROJ/ NUMBER: 2

SAOBRAĆAJ

TRANSPORT

GRANIČNI PROMET ROBE I CESTOVNIH TERETNIH MOTORNIH VOZILA

II kvartal 2016.

ROAD CROSS-BORDER TRAFFIC OF FREIGHT MOTOR VEHICLES AND GOODS

2nd quarter 2016

U ulazu u Bosnu i Hercegovinu u drugom kvartalu 2016. godine ušlo je 14.397 teretnih motornih vozila, što je za 5,2% više u odnosu na drugi kvartal 2015. godine. Broj tranzitnih teretnih motornih vozila na ulazu u drugom kvartalu 2016. godine iznosi 6.212 što je za 5% manje u odnosu na isti kvartal prethodne godine.

There were 14 397 freight motor vehicles that arrived in Bosnia and Herzegovina in the second quarter of 2016, which represents a increase of 5,2% in comparison with second quarter of 2015. Number of transit freight motor vehicles on entrance in the second quarter 2016 was 6 212, which is 5% less than in the same quarter of the previous year.

U drugom kvartalu 2016. godine ušlo je 642.524 tona robe, što je za 6,1% manje u poređenju sa drugim kvartalom prethodne godine.

In road cross-border traffic there were 642 524 tonnes of goods that entered in the second quarter of 2016 which was by 6,1% less compared with second quarter of 2015.

Na izlazu iz Bosne i Hercegovine u drugom kvartalu 2016. godine izašlo je 40.463 teretnih motornih vozila, što je za 9% više u odnosu na drugi kvartal 2015. godine. Broj tranzitnih teretnih motornih vozila na izlazu u drugom kvartalu 2016. godine iznosi 378 što je za 6,5% više u odnosu na isti kvartal prethodne godine.

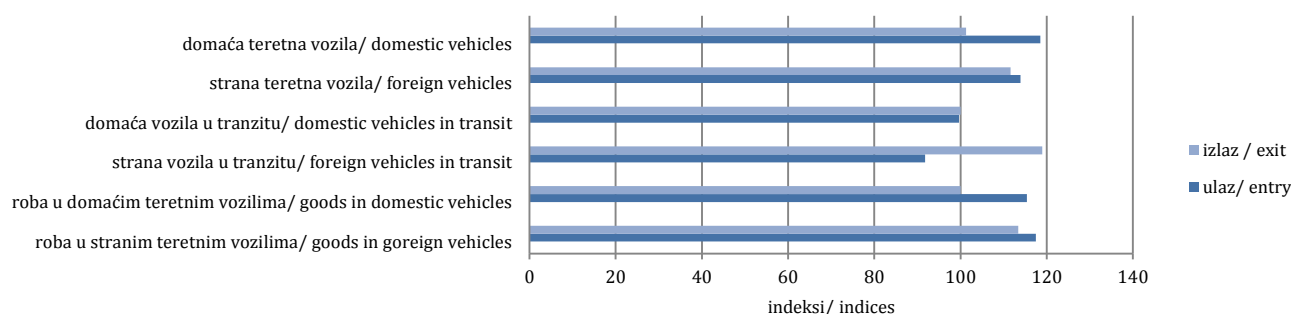
There were 40 463 freight motor vehicles that exited from Bosnia and Herzegovina in the second quarter of 2016. which represents a increase of 9% in comparison to the second quarter of 2015. Number of transit freight motor vehicles on exit in the second quarter 2016 was 378, which is 6,5% more than in the same quarter of the previous year.

U drugom kvartalu 2016. godine izašlo je 938.124 tona robe, što je za 4,8% više nego u drugom kvartalu prethodne godine.

In road cross-border traffic there were 938 124 tonnes of goods that exited in the second quarter of 2016 which was by 4,8% more than in the second quarter of the previous year.

G.1. Cestovni granični promet teretnih motornih vozila i robe, ulaz i izlaz, II kvartal 2016/ II kvartal 2015.

Road cross-border traffic of freight motor vehicles and goods, entry and exit, 2nd quarter 2016/ 2nd quarter 2015



T.1. Cestovni granični promet teretnih motornih vozila i robe
Road cross-border traffic of freight motor vehicles and goods

Registracija vozila	Ulaz/Entry			Izlaz/Exit			Vehicle's registration
	2015	2016	Indeks /index	2015	2016	Indeks /index	
	II kvartal 2 nd quarter	II kvartal 2 nd quarter	II 2016 II 2015	II kvartal 2 nd quarter	II kvartal 2 nd quarter	II 2016 II 2015	
Teretna vozila							Freight vehicles
UKUPNO	45.618	53.104	116,4	75.022	78.716	104,9	TOTAL
domaća	24.951	29.566	118,5	48.608	49.251	101,3	domestic
strana	20.667	23.538	113,9	26.414	29.465	111,6	foreign
Teretna vozila							<i>Freight vehicles</i>
Uvoz/ izvoz	13.682	14.397	105,2	40.093	40.463	100,9	<i>Import/ export</i>
domaća	10.085	11.030	109,4	26.015	24.838	95,5	domestic
strana	3.597	3.369	93,7	14.078	15.625	111,0	foreign
Teretna vozila							<i>Freight vehicles</i>
Tranzit	6.539	6.212	95,0	355	378	106,5	<i>Transit</i>
domaća	1.427	1.423	99,7	255	255	100,0	domestic
strana	5.112	4.691	91,8	100	119	119,0	foreign
Prazna teretna vozila	25.397	32.591	128,3	34.574	37.879	109,6	<i>Empty freight vehicles</i>
domaća	13.439	17.113	127,3	22.338	24.158	108,1	domestic
strana	11.958	15.478	129,4	12.236	13.721	112,1	foreign
Roba, hilj.t	684	642	93,9	895	938	104,8	<i>Goods, '000t</i>
domaća	504	465	92,3	580	581	100,2	domestic
strana	180	177	98,3	315	357	113,3	foreign
U teretnim vozilima							<i>In freight vehicles</i>
Uvoz/ izvoz, hilj.t	202	234	115,8	890	932	104,7	<i>Import/ export</i>
domaća	162	187	115,4	576	576	100,0	domestic
strana	40	47	117,5	314	356	113,4	foreign
U teretnim vozilima							<i>In freight vehicles</i>
Tranzit, hilj.t	482	408	84,6	5	6	120,0	<i>Transit, '000t</i>
domaća	342	278	81,3	4	5	125,0	domestic
strana	140	130	92,9	1	1	100,0	foreign

T.2. Cestovni granični promet teretnih motornih vozila prema smjerovima kretanja, II kvartal 2016.
Road cross-border traffic of freight motor vehicles by directions, 2nd quarter 2016

Registracija vozila	Ulaz/Entry			Izlaz/Exit			Vehicle's registration
	Teretna vozila sa teretom <i>Loaded freight motor vehicles</i>	Prazna teretna vozila <i>Goods in freight vehicles, '000 t</i>	Roba u teretnim vozilima, hilj.tona <i>Goods in freight vehicles, '000 t</i>	Teretna vozila sa teretom <i>Loaded freight motor vehicles</i>	Prazna teretna vozila <i>Goods in freight vehicles, '000 t</i>	Roba u teretnim vozilima, hilj.tona <i>Goods in freight vehicles, '000 t</i>	
UKUPNO	20.609	32.591	642.524	40.841	37.879	938.124	TOTAL
Preko bosanskohercegovačko-hrvatske granice	12.588	21.825	444.916	30.958	23.005	718.374	<i>Across Bosnia and Herzegovina- Croatia border</i>
Preko bosanskohercegovačko-srbijanske granice	7.564	9.289	176.523	8.438	14.509	192.171	<i>Across Bosnia and Herzegovina- Serbia border</i>
Preko bosanskohercegovačko-crnogorske granice	457	1.477	21.087	1.445	365	27.579	<i>Across Bosnia and Herzegovina- Montenegro border</i>

T.3. Cestovni granični promet robe u teretnim motornim vozilima prema smjerovima kretanja i graničnim prijelazima*Road cross-border traffic of goods in freight motor vehicles, by directions and border crossings*

	Roba u teretnim vozilima, tona Goods in freight vehicles, t			
	II kvartal 2015. / 2 nd quarter 2015		II kvartal 2016. / 2 nd quarter 2016	
	Ulaz Entry	Izlaz Exit	Ulaz Entry	Izlaz Exit
Ukupno Total	684.249	894.682	642.524	938.124
Preko bosanskohercegovačko-hrvatske granice/ Across Bosnia and Herzegovina- Croatia border	534.579	682.611	444.916	718.374
Bijača	107.878	27.296	24.074	25.380
Brčko	1.081	16.721	1.131	57.488
Bosanski Brod	112.505	86.096	120.690	70.814
Bosanska Gradiška	72.432	94.576	67.221	84.556
Gorica	77.916	9.451	66.346	6.403
Gradina	12.500	25.175	15.098	30.094
Hukića Brdo	23.491	136	23.369	242
Izačić	21.073	61.711	28.483	65.977
Kamensko	67.036	33.907	64.157	37.500
Orašje	18.914	143.400	18.284	141.082
Šamac	15.499	172.782	10.944	184.149
Strmica	4.254	11.360	5.117	14.689
Preko bosanskohercegovačko-srbijanske granice/ Across Bosnia and Herzegovina- Serbia border	135.337	187.975	176.523	192.171
Karakaj	15.900	88.711	16.483	84.634
Pavlovića Most	18.051	18.238	57.026	8.922
Rača	52.313	43.551	41.804	62.082
Uvac	580	19.090	0,536	19.610
Vardište	48.493	18.385	61.209	16.923
Preko bosanskohercegovačko- crnogorske granice/ Across Bosnia and Herzegovina- Montenegro border	14.333	24.096	21.087	27.579
Deluša	43	15.090	0,053	18.908
Hum	14	28	0,056	94
Klobuk	14.244	8.942	19.159	8.560
Metaljka	32	36	1.928	17

T.4. Cestovni granični promet teretnih motornih vozila prema smjerovima kretanja i graničnim prijelazima (ulaz)

Road cross – border traffic of freight motor vehicles, by directions and border crossings(entry)

	Ulaz Entry			
	II kvartal 2015. / 2 nd quarter 2015		II kvartal 2016. / 2 nd quarter 2016	
	Teretna vozila sa teretom <i>Loaded freight vehicles</i>	Prazna teretna vozila <i>Empty freight vehicles</i>	Teretna vozila sa teretom <i>Loaded freight vehicles</i>	Prazna teretna vozila <i>Empty freight vehicles</i>
Ukupno <i>Total</i>	20.221	25.393	20.609	32.591
Preko bosanskohercegovačko-hrvatske granice / Across Bosnia and Herzegovina- Croatia border	14.360	16.037	12.588	21.825
Bijača	587	2.015	550	1.882
Brčko	309	660	253	2.092
Bosanski Brod	3.174	-	3.039	237
Bosanska Gradiška	1.860	102	2.407	20
Gorica	1.212	10	1.031	325
Gradina	429	1.645	437	1.669
Hukića Brdo	657	252	541	355
Ivanjica		160	-	48
Izačić	1.329	1.033	651	1.318
Kamensko	2.571	1.715	2.450	2.017
Orašje	829	4.664	728	5.482
Osoje	-	-	-	316
Šamac	1.336	2.830	421	5.512
Strmica	67	551	80	552
Preko bosanskohercegovačko-srbijanske granice / Across Bosnia and Herzegovina- Serbia border	5.524	8.239	7.564	9.289
Bratunac	-	400	-	780
Karakaj	571	3.822	571	3.901
Pavlovića Most	1.100	2.913	3.189	3.171
Rača	2.636	550	2.524	612
Uvac	121	701	128	592
Vardište	1.096	36	1.152	7
Skelani	-	217	-	226
Preko bosanskohercegovačko- crnogorske granice / Across Bosnia and Herzegovina- Montenegro border	337	1.117	457	1.477
Deluša	18	131	36	
Hum	57	208	84	515
Klobuk	251	778	283	836
Metaljka	11	-	54	126

T.5. Cestovni granični promet teretnih motornih vozila prema smjerovima kretanja i graničnim prijelazima (izlaz)
Road cross – border traffic of freight motor vehicles, by directions and border crossings(exit)

	Izlaz Exit			
	II kvartal 2015. / 2 nd quarter 2015		II kvartal 2016. / 2 nd quarter 2016	
	Teretna vozila sa teretom <i>Loaded freight vehicles</i>	Prazna teretna vozila <i>Empty freight vehicles</i>	Teretna vozila sa teretom <i>Loaded freight vehicles</i>	Prazna teretna vozila <i>Empty freight vehicles</i>
Ukupno <i>Total</i>	40.448	34.573	40.841	37.879
Preko bosanskohercegovačko-hrvatske granice/ Across Bosnia and Herzegovina- Croatia border	31.006	21.468	30.958	23.005
Bijača	1.332	4.806	1.224	6.261
Brčko	651	524	2.269	1.350
Bosanski Brod	4.322	-	3.176	208
Bosanska Gradiška	4.876	1.547	3.899	1.155
Gorica	660	9	393	577
Gradina	1.182	4.231	1.361	4.188
Hukića Brdo	96	517	125	634
Ivanjica	-	41	-	20
Izačić	2.973	3.711	3.098	3.545
Kamensko	1.504	254	1.673	148
Orašje	5.888	4.534	5.785	3.116
Osoje	-	-	-	259
Šamac	7.057	915	7.359	1.513
Strmica	465	37	596	31
Preko bosanskohercegovačko-srbijanske granice/ Across Bosnia and Herzegovina- Serbia border	8.208	12.903	8.438	14.509
Bratunac	-	342	-	542
Karakaj	3.732	4.972	3.581	5.673
Pavlovića Most	856	3.069	486	3.556
Rača	2.030	4.141	2.789	4.212
Uvac	728	78	787	34
Vardište	862	194	795	109
Šepak	-	-	-	-
Skelani	-	449	-	383
Preko bosanskohercegovačko- crnogorske granice/ Across Bosnia and Herzegovina- Montenegro border	1.234	202	1.445	365
Deluša	728	-	902	-
Hum	66	20	97	24
Klobuk	429	182	435	302
Metaljka	11	-	11	39

T.6. Cestovni granični promet robe u teretnim motornim vozilima (ulaz), prema zemljama registracije
Road cross-border traffic of goods in freight motor vehicles(entry), by country of registration

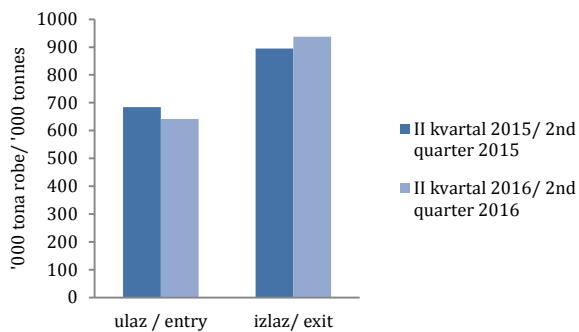
Zemlja registracije	Ulaz Entry				Country of registration
	II kvartal 2015. / 2 nd quarter 2015		II kvartal 2016. / 2 nd quarter 2016		
	Broj vozila sa teretom Number of loaded vehicles	Tona robe Tonnes of goods	Broj vozila sa teretom Number of loaded vehicles	Tona robe Tonnes of goods	
Ukupno	20.221	684.249	20.609	642.524	Total
Bosna i Hercegovina	11.512	504.096	12.454	465.363	Bosnia and Herzegovina
Strane zemlje	8.709	180.153	8.155	177.161	Foreign countries
Albanija	13	182	24	727	Albania
Andora	26	93	20	47	Andorra
Austrija	387	2.737	286	2.666	Austria
Bahrein	17	200	7	6	Bahrain
Belgija	47	254			Belgium
Bjelorusija	14	305			Belarus
Bugarska	195	3.943	166	3.607	Bulgaria
Crna Gora	154	7.219	170	8.147	Montenegro
Češka	64	530	67	807	Czech Republic
Danska	24	106			Denmark
Estonija	3	55			Estonia
Finska	2	44			Finland
Francuska	92	262	78	330	France
Grčka	1	0			Greece
Hrvatska	1.739	44.439	1.659	39.932	Croatia
Irska	0	0			Ireland
Italija	196	831	158	1.112	Italy
Litvanija	4	36			Lithuania
Luksemburg	18	43			Luxembourg
Mađarska	119	3.528	140	3.431	Hungary
Makedonija	480	12.282	455	12.128	FYR Macedonia
Moldavija	15	324			Moldova
Holandija	262	1.540	192	1.315	Netherlands
Norveška	2	56	26	25	Norway
Njemačka	819	9.739	684	8.472	Germany
Poljska	134	1.888	165	2.601	Poland
Rumunija	78	1.077	60	583	Romania
Rusija	10	138			Russia Federation
Saudijska Arabija	1	13			
Slovačka	79	422	75	770	Slovakia
Slovenija	687	15.342	677	14.195	Slovenia
Srbija	1.375	42.772	1.392	40.312	Serbia
Sjedinjene Američke Države	9	18			Unated States of America
Španija	9	227	7	28	Spain
Švedska	105	547	101	567	Sweeden
Švicarska	369	1.029	356	1.160	Switzerland
Turska	883	16.727	924	21.257	Turkey
Ukrajina	33	590			Ukraine
Velika Britanija	11	11	6	11	United Kingdom
Ostale zemlje	233	10.604	260	12.925	Other countries

T.7. Cestovni granični promet robe u teretnim motornim vozilima (izlaz), prema zemljama registracije
Road cross-border traffic of goods in freight motor vehicles(exit), by country of registration

Zemlja registracije	Izlaz Exit				Country of registration
	II kvartal 2015. / 2 nd quarter 2015		II kvartal 2016. / 2 nd quarter 2016		
	Broj vozila sa teretom Number of loaded vehicles	Tona robe Tonnes of goods	Broj vozila sa teretom Number of loaded vehicles	Tona robe Tonnes of goods	
Ukupno	40.448	894.682	40.841	938.124	Total
Bosna i Hercegovina	26.270	580.038	25.093	580.605	Bosnia and Herzegovina
Strane zemlje	14.178	314.644	15.744	357.519	Foreign countries
Albanija	11	273	22	523	Albania
Andora	22	51	20	71	Andorra
Austrija	24	12	22	44	Austria
Bahrein	41	694	12	127	Bahrain
Belgija	3	6			Belgium
Bjelorusija	1	11			Belarus
Bugarska	82	1.867	84	1.768	Bulgaria
Crna Gora	569	12.052	699	15.114	Montenegro
Češka	14	147	9	132	Czech Republic
Danska	3	6			Denmark
Francuska	2	0	8	15	France
Grčka	1	0			Greece
Hrvatska	6.761	156.535	8.481	201.359	Croatia
Italija	36	488	16	239	Italy
Litva					Lithuania
Luksemburg					Luxembourg
Mađarska	109	2.685	196	5.086	Hungary
Makedonija	112	2.288	139	3.087	FYR Macedonia
Moldavija					Moldova
Holandija	16	91	5	6	Netherlands
Njemačka	60	64	56	158	Germany
Poljska	72	1.651	67	1.546	Poland
Rumunija	6	93	8	51	Romania
Rusija	11	186			Russia Federation
Slovačka	12	273	11	177	Slovakia
Slovenija	885	18.542	1.018	21.898	Slovenia
Srbija	4.774	104.818	4.367	95.882	Serbia
Sjedinjene Američke Države	2	3			United States of America
Španija					Spain
Švedska	4	41	4	26	Sweden
Švicarska	8	11	3	4	Switzerland
Turska	200	4.006	244	4.688	Turkey
Ukrajina	9	126			Ukraine
Velika Britanija	5	1	1	1	United Kingdom
Ostale zemlje	6.031	7.623	252	5.517	Other countries

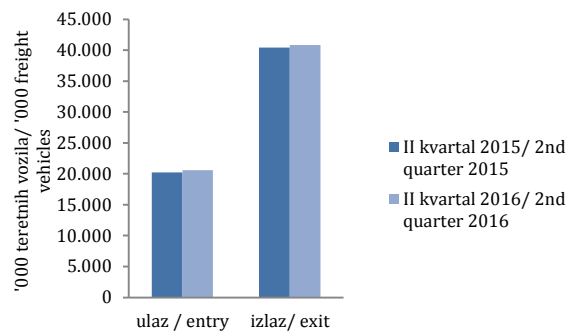
G.2. Cestovni granični promet robe u teretnim motornim vozilima, ulaz i izlaz

Road cross-border traffic of freight in motor vehicles, entry and exit



G.3. Cestovni granični promet teretnih motornih vozila sa teretom, ulaz i izlaz

Road cross-border traffic of loaded freight motor vehicles, entry and exit



METODOLOŠKA OBJAŠNENJA

Izvori i metode prikupljanja

Svrha istraživanja je prikupiti podatke o radu pretovarnih preduzeća te prikupiti podatke o uvozu, izvozu, tranzitu, broju vozila na ulazu, broju vozila na izlazu, međunarodnom cestovnom prometu na ulazu, međunarodnom cestovnom prometu na izlazu. U obuhvat istraživanja o graničnom prometu teretnih motornih vozila uključeni su svi cestovni granični prijelazi na kojima postoji carinska ispostava. Podatke za cestovni granični promet teretnih motornih vozila i robe Agencija za statistiku BiH preuzela je od Uprave za indirektno oporezivanje BiH. Podaci obuhvataju sva cestovna teretna motorna vozila i robu koja je prešla granicu i ušla u državu Bosnu i Hercegovinu odnosno izašla iz Bosne i Hercegovine. Teretna cestovna motorna vozila razvrstavaju se prema zemlji u kojoj su registrovana i prate se prema smjernicama kretanja i graničnim prelazima.

DEFINICIJE

Granični prijelaz je mjesto namijenjeno prijelazu državne granice. Granični prijelazi su međunarodni, međudržavni ili pogranični. Mogu biti cestovni, vazdušni, pomorski prijelazi i prijelazi na unutrašnjim vodenim putevima

Granični prijelazi za međunarodni promet namijenjeni su graničnom prometu građana države Bosne i Hercegovine i građanima drugih zemalja

Granični prijelazi za pogranični promet namijenjeni su graničnom prometu građana određenog područja države Bosne i Hercegovine i određenog područja susjedne zemlje prema međunarodnom sporazumu

Roba na ulazu je roba koja je ušla u carinsko područje države Bosne i Hercegovine, a **roba na izlazu** je roba koja napušta carinsko područje Bosne i Hercegovine

NOTES OF METHODOLOGY

Source and methods of data collection

The purpose of the research is to gather information on the work of transfer companies and gather information on the temporary import, temporary export, transit, the number of vehicles at the exit international road transport at the door, international road transport at the exit. Data on cross-border traffic of freight motor vehicles cover all border crossings where there are customs offices. Data for cross-border traffic of freight vehicles and goods Agency for Statistics of BiH has taken from the Indirect Taxation Authority BiH. Data includes all freight road vehicles and goods crossing the border and entering or exiting the Bosnia and Herzegovina. Freight motor vehicles are grouped according to a country of registration and monitored according to the directions of movement and border crossings.

DEFINITION

Border crossing is a place intended for crossing the state border. Border crossings are international, interstate or local ones. They may be road, railway, air, maritime crossings or crossings on inland waterways.

Border crossings for the international traffic are intended for a cross-border traffic of citizens of the Bosnia and Herzegovina and citizens of other countries.

Border crossings for the local traffic are intended for a cross-border traffic of citizens from a certain area of the Bosnia and Herzegovina and a certain area of the neighbouring country according to the international agreement

Goods in entry are goods that entered the customs territory of the Bosnia and Herzegovina, while goods in exit are goods that exited from the customs territory of the Bosnia and Herzegovina.

Teretno vozilo je motorno vozilo kojim se prevozi roba i koje je evidentirano na ulazu u carinsko područje države Bosne i Hercegovine ili na izlazu iz carinskog područja države Bosne i Hercegovine od strane carinske uprave.

Freight vehicle is a motor vehicle used for the transport of goods, which is recorded by the Customs Authority in the entry to the customs territory of the Bosnia and Herzegovina or in the exit from the customs territory of Bosnia and Herzegovina

Tranzit označava prijevoz robe od carinarnice na teritoriji jedne strane ugovornice do druge carinarnice u istoj teritoriji, u skladu sa uslovima predviđenim nacionalnim zakonima i propisima te strane ugovornice.

Transit means the transport of goods from the customs territory of one part to another office in the same territory, in accordance with the conditions provided for by national laws and regulations of that country

Skraćenice

t tona
'000 t hiljade tona

Abbreviations

t tonne
'000 t '000 tonne

Izdaje i štampa Agencija za statistiku Bosne i Hercegovine, 71000 Sarajevo, Zelenih beretki 26

Published and printed by the Agency for Statistics of the Bosnia and Herzegovina, 71000 Sarajevo, Zelenih beretki 26

Telefon/Phone: +387 (33) 911 911 · Telefaks/Telefax: +387 (33) 220 622

Elektronska pošta/E-mail : bhas@bhas.ba · Internetska stranica/Web site: <http://www.bhas.ba>

Odgovara direktor: mr.sc. Velimir Jukić

Person responsible: mr.sc. Velimir Jukić, Director General

Saopćenje priredila: Alma Džananović

Prepared by: Alma Džananovic

Podaci iz ovog saopćenja objavljuju se i na internet

First Release data are also published on the Internet
