



# FIRST RELEASE



Users are kindly requested to mention the data source

YEAR IX

SARAJEVO, 26.06.2015.

NUMBER 4

## Tourism Statistics

### Tourism in BIH, April 2015

In April 2015 tourists realised 82.698 tourist arrivals in Bosnia and Hercegovina which represent the increase by 28.6% as compared to March 2015 and increase by 13.8% as compared to April 2014.

Tourists realised 162.604 tourist nights which represent the increase by 23.4% as compared to March 2015 and increase by 16.1% as compared to April 2014. Domestic tourists share of total number of overnight stays was 33.3% and foreign tourists share was 66.7%.

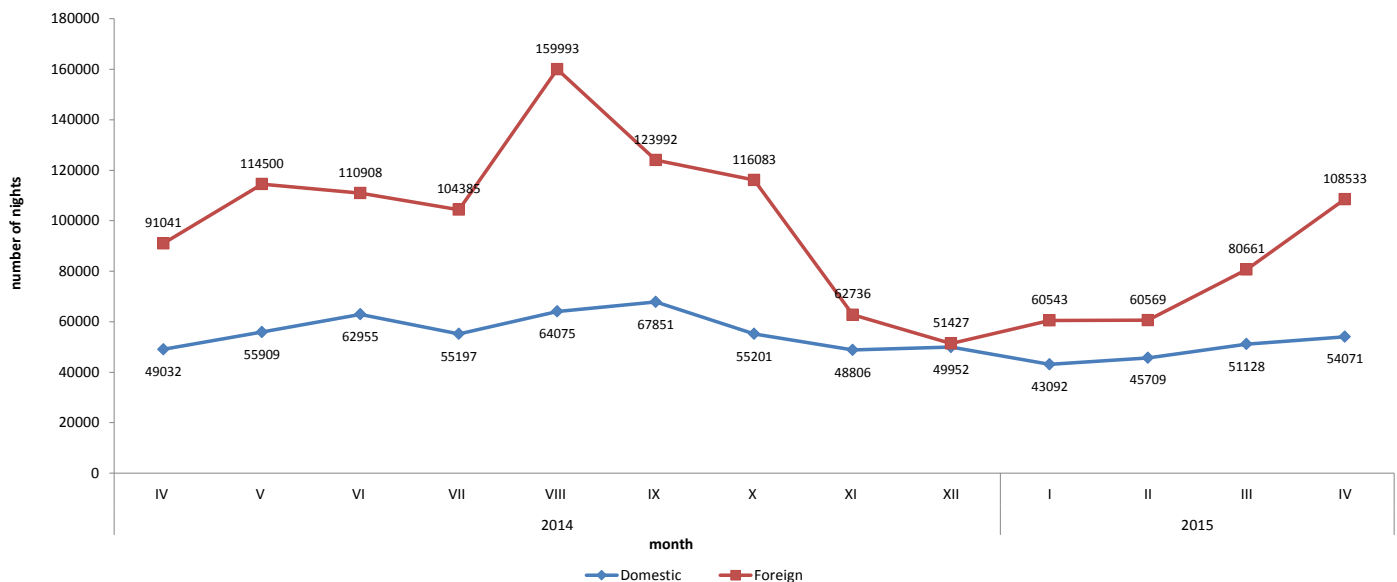
The number of domestic tourist nights increased by 5.8% as compared to March 2015 and increased by 10.3% as compared to April 2014. Foreign tourist nights were increased by 34.6% as compared to March 2015 and increased by 19.2% as compared to April 2014.

According to the type of accommodation facility the highest number of nights was recorded in Hotels and similar accommodation with share of 93.5%.

Concerning the structure of foreign tourist nights in April 2015, the most of them (55.8%) were realised by tourists from: Croatia (15.8%), Turkey (11.0%), Italy (9.6%), Serbia (8.7%), Slovenia (6.5%) and Germany (4.2%). Tourists from other countries realised (44.2%) of tourist nights.

Regarding the average detention of foreign tourist stays in our country on the first place comes: South Africa with average stay by 4.2 nights, Egypt and Kuwait by 3.2 nights, Ireland with 3.0 nights and France with 2.9 nights.

Tourist nights by months, April 2014 - April 2015



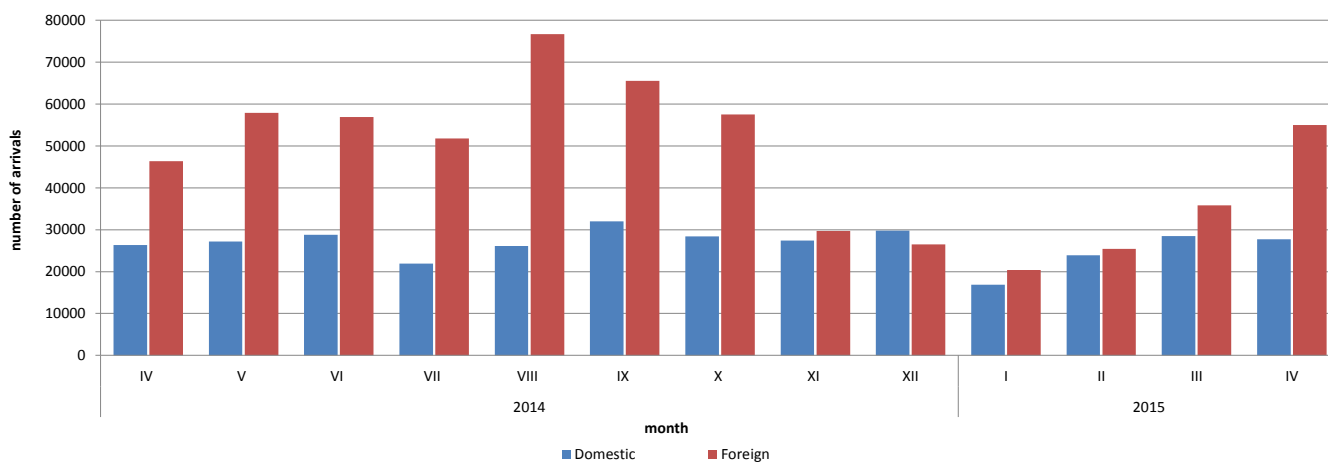
**Table 1: Tourist arrivals and nights**

	Arrivals					Nights					IV 2015	
	IV 2014	III 2015**	IV 2015*	Indices IV 2015 III 2015	Indices IV 2015 IV 2014	IV 2014	III 2015**	IV 2015*	Indices IV 2015 III 2015	Indices IV 2015 IV 2014	Structure of nights %	Average number of nights by arrivals
<b>TOTAL</b>	<b>72.688</b>	<b>64.317</b>	<b>82.698</b>	<b>128,6</b>	<b>113,8</b>	<b>140.073</b>	<b>131.789</b>	<b>162.604</b>	<b>123,4</b>	<b>116,1</b>	<b>100,0</b>	<b>2,0</b>
Domestic tourists	26.338	28.463	27.696	97,3	105,2	49.032	51.128	54.071	105,8	110,3	33,3	2,0
Foreign tourists	46.350	35.854	55.002	153,4	118,7	91.041	80.661	108.533	134,6	119,2	66,7	2,0

\* preliminary data

\*\*data for the previous period are revised

**Tourist arrivals by months, April 2014 - April 2015**



**Table 2: Tourist arrivals and nights by country of residence**

	Arrivals					Nights					IV 2015	
	IV 2014	III 2015**	IV 2015*	Indices IV 2015 III 2015	Indices IV 2015 IV 2014	IV 2014	III 2015**	IV 2015*	Indices IV 2015 III 2015	Indices IV 2015 IV 2014	Structure of nights %	Average number of nights by arrivals
<b>UKUPNO</b>	<b>46.350</b>	<b>35.854</b>	<b>55.002</b>	<b>153,4</b>	<b>118,7</b>	<b>91.041</b>	<b>80.661</b>	<b>108.533</b>	<b>134,6</b>	<b>119,2</b>	<b>100,0</b>	<b>2,0</b>
Albania	314	276	288	104,3	91,7	422	571	557	97,5	132,0	0,5	1,9
Austria	2.034	1.107	1880	169,8	92,4	3.429	2.027	3.140	154,9	91,6	2,9	1,7
Belgium	321	127	315	248,0	98,1	684	232	462	199,1	67,5	0,4	1,5
Bulgaria	544	138	680	492,8	125,0	863	230	936	407,0	108,5	0,9	1,4
Montenegro	746	685	865	126,3	116,0	1.505	1.236	1.815	146,8	120,6	1,7	2,1
Czech Republic	224	176	192	109,1	85,7	366	268	388	144,8	106,0	0,4	2,0
Denmark	162	105	195	185,7	120,4	367	354	395	111,6	107,6	0,4	2,0
Estonia	16	11	12	109,1	75,0	40	27	20	74,1	50,0	0,0	1,7
Finland	160	34	170	500,0	106,3	233	64	305	476,6	130,9	0,3	1,8
France	610	313	740	236,4	121,3	1.244	733	2.109	287,7	169,5	1,9	2,9
Greece	389	160	421	263,1	108,2	641	292	954	326,7	148,8	0,9	2,3
Netherlands	587	566	561	99,1	95,6	1.492	1.202	1.353	112,6	90,7	1,2	2,4
Croatia	6.634	8.459	7246	85,7	109,2	15.837	24.017	17.132	71,3	108,2	15,8	2,4
Ireland	138	66	443	671,2	321,0	407	157	1.217	775,2	299,0	1,1	2,7
Iceland	10	4	3	75,0	30,0	18	7	9	128,6	50,0	0,0	3,0
Italy	4.001	3.059	4531	148,1	113,2	8.252	8.071	10.441	129,4	126,5	9,6	2,3

\* preliminary data

\*\*data for the previous period are revised

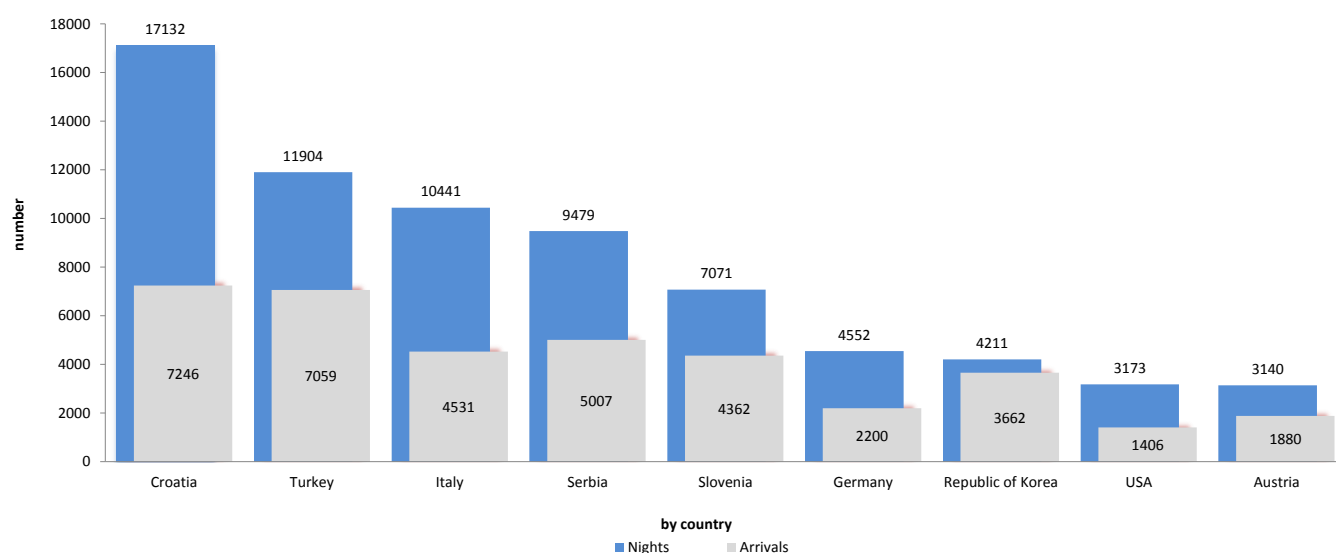
(continued on next page)

	Arrivals					Nights					IV 2015	
	IV 2014	III 2015**	IV 2015*	Indices IV 2015 III 2015	Indices IV 2015 IV 2014	IV 2014	III 2015**	IV 2015*	Indices IV 2015 III 2015	Indices IV 2015 IV 2014	Structure of nights %	Average number of nights by arrivals
Cyprus	304	5	15	300,0	4,9	759	6	20	333,3	2,6	0,0	1,3
Latvia	28	38	9	23,7	32,1	59	135	21	15,6	35,6	0,0	2,3
Lithuania	110	48	52	108,3	47,3	171	97	121	124,7	70,8	0,1	2,3
Luxembourg	16	5	22	440,0	137,5	25	10	32	320,0	128,0	0,0	1,5
Hungary	327	380	422	111,1	129,1	488	748	684	91,4	140,2	0,6	1,6
FYR of Macedonia	578	745	642	86,2	111,1	1.018	1.425	1.102	77,3	108,3	1,0	1,7
Malta	14	2	23	1150,0	164,3	14	2	42	2.100,0	300,0	0,0	1,8
Norway	555	81	328	404,9	59,1	1.166	182	636	349,5	54,5	0,6	1,9
Germany	1.868	1.100	2.200	200,0	117,8	3.824	2.184	4.552	208,4	119,0	4,2	2,1
Poland	1.250	275	965	350,9	77,2	1.951	644	1.801	279,7	92,3	1,7	1,9
Portugal	91	35	105	300,0	115,4	121	73	166	227,4	137,2	0,2	1,6
Romania	199	168	257	153,0	129,1	523	356	529	148,6	101,1	0,5	2,1
Russian Federation	234	244	298	122,1	127,4	650	621	534	86,0	82,2	0,5	1,8
Slovakia	138	95	332	349,5	240,6	279	153	663	433,3	237,6	0,6	2,0
Slovenia	3.908	2.526	4.362	172,7	111,6	6.385	4.813	7.071	146,9	110,7	6,5	1,6
Serbia	4.678	6.028	5.007	83,1	107,0	9.623	12.355	9.479	76,7	98,5	8,7	1,9
Spain	435	227	670	295,2	154,0	996	407	1.776	436,4	178,3	1,6	2,7
Switzerland (including Liechtenstein)	634	244	694	284,4	109,5	1.338	531	1.502	282,9	112,3	1,4	2,2
Sweden	523	421	535	127,1	102,3	1.260	1.043	1.177	112,8	93,4	1,1	2,2
Turkey	4.498	1.905	7.059	370,6	156,9	8.558	3.975	11.904	299,5	139,1	11,0	1,7
United Kingdom	787	483	645	133,5	82,0	1.516	1.107	1.483	134,0	97,8	1,4	2,3
Ukraine	53	25	90	360,0	169,8	99	44	190	431,8	191,9	0,2	2,1
Other European countries	145	116	133	114,7	91,7	416	263	268	101,9	64,4	0,2	2,0
Egypt	31	23	25	108,7	80,6	95	81	80	98,8	84,2	0,1	3,2
South Africa	6	10	9	90,0	150,0	18	30	38	126,7	211,1	0,0	4,2
Other African countries	24	33	38	115,2	158,3	62	96	91	94,8	146,8	0,1	2,4
Canada	182	73	192	263,0	105,5	288	165	395	239,4	137,2	0,4	2,1
USA	875	958	1.406	146,8	160,7	2.350	1.978	3.173	160,4	135,0	2,9	2,3
Other Northern American countries	11	60	35	58,3	318,2	21	75	65	86,7	309,5	0,1	1,9
Brazil	92	151	233	154,3	253,3	156	382	352	92,1	225,6	0,3	1,5
Other Southern and Central American countries	115	81	248	306,2	215,7	277	191	622	325,7	224,5	0,6	2,5
India	29	27	72	266,7	248,3	113	56	159	283,9	140,7	0,1	2,2
Iran	16	9	19	211,1	118,8	28	26	52	200,0	185,7	0,0	2,7
Israel	42	34	93	273,5	221,4	117	53	218	411,3	186,3	0,2	2,3
Japan	444	382	532	139,3	119,8	579	511	684	133,9	118,1	0,6	1,3
China	448	289	746	258,1	166,5	639	429	916	213,5	143,3	0,8	1,2
Republic of Korea	3.399	1.619	3.662	226,2	107,7	3.630	1.765	4.211	238,6	116,0	3,9	1,1
Kuwait	642	282	830	294,3	129,3	1.737	926	2.627	283,7	151,2	2,4	3,2
Saudi Arabia	427	240	301	125,4	70,5	726	540	717	132,8	98,8	0,7	2,4
Other Asian countries	1.049	1.021	2.815	275,7	268,4	2.797	2.496	6.524	261,4	233,2	6,0	2,3
Australia	188	69	220	318,8	117,0	292	173	408	235,8	139,7	0,4	1,9
New Zealand	23	7	29	414,3	126,1	31	19	63	331,6	203,2	0,1	2,2
Other countries of Oceania	44	4	90	2250,0	204,5	46	7	152	2171,4	330,4	0,1	1,7

\* preliminary data

\*\*data for the previous period are revised

### Tourist arrivals and nights by country of residence, April 2015



**Table 3: Tourist arrivals and nights according to the classification of activities <sup>1)</sup>**

	Arrivals					Nights					IV 2015
	IV 2014	III 2015**	IV 2015*	Indices IV 2015 III 2015	Indices IV 2015 IV 2014	IV 2014	III 2015**	IV 2015*	Indices IV 2015 III 2015	Indices IV 2015 IV 2014	Structure of nights %
<b>TOTAL</b>	<b>72.688</b>	<b>64.317</b>	<b>82.698</b>	<b>128,6</b>	<b>113,8</b>	<b>140.073</b>	<b>131.789</b>	<b>162.604</b>	<b>123,4</b>	<b>116,1</b>	<b>100,0</b>
Hotels and similar accommodation	69.515	61.062	78.275	128,2	112,6	131.511	122.761	152.105	123,9	115,7	93,5
Holiday and other short-stay accommodation	2.132	2.263	2.966	131,1	139,1	4.049	4.402	5.559	126,3	137,3	3,4
Camps and camping grounds	303	33	346	1048,5	114,2	452	39	531	1361,5	117,5	0,3
Other accommodation	738	959	1.111	115,8	150,5	4.061	4.587	4.409	96,1	108,6	2,7
<b>DOMESTIC TOURISTS</b>	<b>26.338</b>	<b>28.463</b>	<b>27.696</b>	<b>97,3</b>	<b>105,2</b>	<b>49.032</b>	<b>51.128</b>	<b>54.071</b>	<b>105,8</b>	<b>110,3</b>	<b>33,3</b>
Hotels and similar accommodation	24.929	26.867	26.227	97,6	105,2	44.566	47.019	50.335	107,1	112,9	31,0
Holiday and other short-stay accommodation	852	1.025	916	89,4	107,5	1.341	1.563	1.319	84,4	98,4	0,8
Camps and camping grounds	24	8	14	175,0	58,3	24	8	14	175,0	58,3	0,0
Other accommodation	533	563	539	95,7	101,1	3.101	2.538	2.403	94,7	77,5	1,5
<b>FOREIGN TOURISTS</b>	<b>46.350</b>	<b>35.854</b>	<b>55.002</b>	<b>153,4</b>	<b>118,7</b>	<b>91.041</b>	<b>80.661</b>	<b>108.533</b>	<b>134,6</b>	<b>119,2</b>	<b>66,7</b>
Hotels and similar accommodation	44.586	34.195	52.048	152,2	116,7	86.945	75.742	101.770	134,4	117,1	62,6
Holiday and other short-stay accommodation	1.280	1.238	2050	165,6	160,2	2.708	2.839	4.240	149,3	156,6	2,6
Camps and camping grounds	279	25	332	1328,0	119,0	428	31	517	1667,7	120,8	0,3
Other accommodation	205	396	572	144,4	279,0	960	2.049	2.006	97,9	209,0	1,2

\* preliminary data

\*\*data for the previous period are revised

1) The Classification of Economic Activities of BiH 2010

## **NOTES ON METHODOLOGY**

### **The purpose of the statistical survey**

The purpose of the statistical survey is to monitor the tourist activity realised in commercial accommodation establishments and to provide internationally comparable BiH's statistics of tourism in accordance with current EU Regulations for the tourism statistics.

### **Observation units**

Observation units are all business entities /legal units which are, by the main activity, registered in accommodation activity (division 55 - KD BiH 2010), persons as well as households that rent accommodation establishments to tourists. For the purpose of the survey, Classification of Activities in Bosnia and Herzegovina - KD BiH 2010 was used, and it is fully compliant with the European Classification of Economic Activities - NACE Rev. 2.

### **Coverage**

Reporting units are all business entities (enterprises, entrepreneurs, institutions, associations etc.) and parts thereof engaged in providing accommodation services in tourism registered according to the CA BiH 2010 under section : 55.1 (hotels and similar accommodation), 55.2 (holiday and other short - stay accommodation), 55.3 (camps and camping grounds), 55.9 (other accommodation), health institutions for their facilities in which persons stay for medical rehabilitation (costs are on persons themselves), business entities and parts thereof engaged in tourist stay in rural households, houses, camps, apartments and rooms directly rented by private persons/households.

Survey covers the entire territory of Bosnia and Herzegovina.

### **Source and methods of data collection**

Data on turnover of tourists (number of tourist arrivals and tourist nights) are collected from regular monthly report (TU-11 form). Reports are usually made on the basis of reception records in guest books, entities and their parts engaged in organising and arranging of tourists.

### **Definitions**

**Tourism** means the activity of visitors taking a trip to a main destination outside their usual environment for less than a year, for leisure, business or other personal purpose other than to be employed by a resident entity in the place visited.

**Tourist** is every person who, outside his place of permanent residence, spends one night in a hotel or some other accommodation facility for reasons of rest, recreation, health, study, sport, religion, family, business, public tasks or meeting.

**Residence** is a place where a person came with the intention of permanent stay. Tourist is registered in every place or establishment where he stays and, therefore, in case he/she changes the place or establishment, he/she must register again, which results in data ambiguity. Consequently, the statistics register the number of tourist arrivals and not the number of tourists.

**Domestic tourist** is a person with permanent residence in the BiH who spends at least one night in a hotel or some other accommodation establishment outside their place or residence.

**Foreign tourist** is every person with permanent residence outside in BiH who temporarily resides in BiH and who spends at least one night in a hotel or some other accommodation establishment.

### **Symbols**

- no occurrence

0,0 value not zero but less than 0,05 unit of measure used

---

Published and printed by the Agency for Statistics of the Bosnia and Herzegovina, 71000 Sarajevo, Zelenih beretki 26

Phone: +387 (33) 911 911 · Telefax: +387 (33) 220 622  
E-mail : [bhas@bhas.ba](mailto:bhas@bhas.ba) · Web site: <http://www.bhas.ba>

Person responsible: Fadil Fatić, Deputy Director

Prepared by: Azra Demirović

First Release data are also published on the Internet

---