



FIRST RELEASE



Users are kindly requested to mention the data source

YEAR IX

SARAJEVO, 20.10.2015.

NUMBER 4

Tourism Statistics

Cumulative data, January - August 2015

In the period from January - August 2015 tourists realised 696.345 tourists arrivals which represent the increase by 26.7% and 1.485.340 overnight stays which is increase by 30.8% as compared to the same period of 2014.

The number of domestic tourist nights increased by 19.4% and foreign tourist increased by 37.1% as compared to the same period of 2014. Domestic tourists share of total number of overnight stays was 32.2% and foreign tourists share was 67.8%.

According to the type of accommodation facility the highest number of nights was recorded in Hotels and similar accommodation with share of 92.9%.

Concerning the structure of foreign tourist nights in first eight months of 2015, the most of them (55.1%) were realised by tourists from Croatia (12.4%), Serbia (9.8%), Italy (9.4%), Turkey (8.4%), Slovenia (5.9%), Poland (5.6%) and France (3.6%). Tourists from other countries realised 44.9% of tourist nights.

Regarding the average detention of foreign tourist stays in our country, on the first place comes Malta with average stay by 5.0 nights, South Africa with 4.1 nights, France and Kuwait by 3.3 nights, and Latvia with 3.1 nights.

Tourist nights, January - August 2014 and 2015

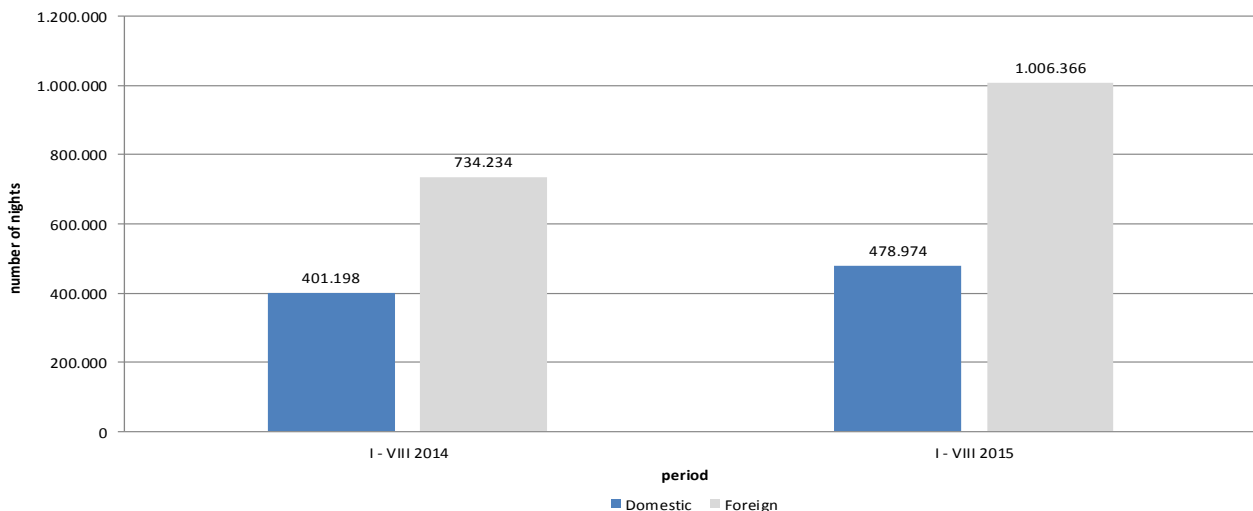
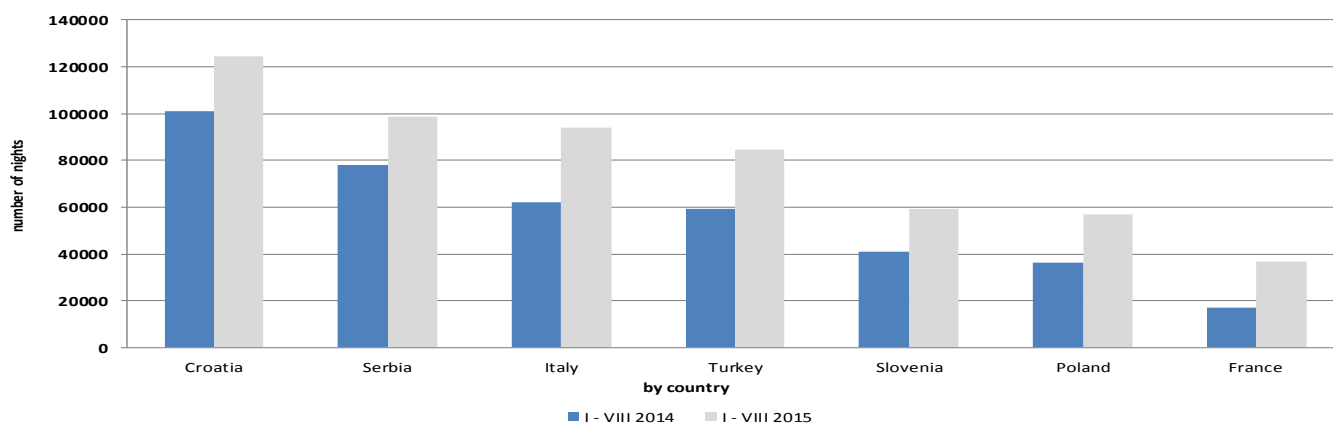


Table1: Tourist arrivals and nights

	Arrivals			Nights			I - VIII 2015	
	I-VIII 2014**	I-VIII 2015*	Indices I-VIII 2015 I-VIII 2014	I-VIII 2014**	I-VIII 2015*	Indices I-VIII 2015 I-VIII 2014	Structure of nights %	Average number of nights by arrivals
TOTAL	549.774	696.345	126,7	1.135.432	1.485.340	130,8	100,0	2,1
Domestic tourists	192.643	225.512	117,1	401.198	478.974	119,4	32,2	2,1
Foreign tourists	357.131	470.833	131,8	734.234	1.006.366	137,1	67,8	2,1

* preliminary data

**data for the previous period are revised

Foreign tourist night by country of residence January - August 2014 and 2015

Table 2: Tourist arrivals and nights by country of residence

	Arrivals			Nights			I - VIII 2015	
	I-VIII 2014**	I-VIII 2015*	Indices I-VIII 2015 I-VIII 2014	I-VIII 2014**	I-VIII 2015*	Indices I-VIII 2015 I-VIII 2014	Structure of nights %	Average number of nights by arrivals
TOTAL	357.131	470.833	131,8	734.234	1.006.366	137,1	100,0	2,1
Albania	1.731	1.715	99,1	3.014	3.387	112,4	0,3	2,0
Austria	12.331	12.994	105,4	22.315	23.500	105,3	2,3	1,8
Belgium	1.926	2.758	143,2	4.676	6.162	131,8	0,6	2,2
Bulgaria	3.372	3.891	115,4	5.727	6.036	105,4	0,6	1,6
Montenegro	5.878	6.694	113,9	13.522	16.434	121,5	1,6	2,5
Czech Republic	2.683	3.991	148,8	4.965	8.358	168,3	0,8	2,1
Denmark	1.503	1.873	124,6	3.857	4.213	109,2	0,4	2,2
Estonia	316	262	82,9	751	541	72,0	0,1	2,1
Finland	1.121	1.238	110,4	2.245	2.493	111,0	0,2	2,0
France	7.409	11.060	149,3	17.316	36.691	211,9	3,6	3,3
Greece	5.233	4.245	81,1	8.477	8.454	99,7	0,8	2,0
Netherlands	5.199	6.493	124,9	13.276	13.976	105,3	1,4	2,2
Croatia	45.823	56.466	123,2	101.204	124.351	122,9	12,4	2,2
Ireland	1.205	2.259	187,5	3.575	6.004	167,9	0,6	2,7

(continued on next page)

(continued)

	Arrivals			Nights			I - VIII 2015	
	I-VIII 2014**	I-VIII 2015*	Indices I-VIII 2015 I-VIII 2014	I-VIII 2014**	I-VIII 2015*	Indices I-VIII 2015 I-VIII 2014	Structure of nights %	Average number of nights by arrivals
Iceland	251	182	72,5	549	179	32,6	0,0	2,6
Italy	28.004	37.735	134,7	44.873	69.584	155,1	9,0	2,5
Cyprus	539	258	47,9	1.246	381	30,6	0,0	1,9
Latvia	214	620	289,7	338	1.401	414,5	0,2	3,3
Lithuania	1.008	1175	116,6	1.319	1.384	104,9	0,2	1,6
Luxembourg	281	199	70,8	622	225	36,2	0,0	1,8
Hungary	4.427	6155	139,0	5.175	8.757	169,2	1,1	2,0
FYR of Macedonia	3.392	4.440	130,9	6.025	7.041	116,9	0,9	1,8
Malta	428	544	127,1	340	621	182,6	0,1	3,0
Norway	2.870	2.965	103,3	4.853	5.596	115,3	0,7	2,3
Germany	14.550	16.809	115,5	23.043	26.574	115,3	3,4	2,0
Poland	18.339	23.668	129,1	24.786	37.243	150,3	4,8	2,3
Portugal	861	686	79,7	1.604	828	51,6	0,1	1,7
Romania	1.562	2.286	146,4	3.152	3.033	96,2	0,4	2,0
Russian Federation	2.271	2424	106,7	5623	4.333	77,1	0,6	2,2
Slovakia	1.537	1.980	128,8	1.928	2.620	135,9	0,3	1,8
Slovenia	23.130	30.194	130,5	32.590	48.110	147,6	6,2	1,9
Serbia	36.358	45.901	126,2	67.537	83.320	123,4	10,8	2,1
Spain	6.175	6.521	105,6	7.845	7.905	100,8	1,0	2,0
Switzerland (including Liechtenstein)	4.005	5.183	129,4	6.569	8.662	131,9	1,1	2,0
Sweden	5.193	5.710	110,0	9.656	12.067	125,0	1,6	2,6
Turkey	33.380	50.626	151,7	48.409	71.684	148,1	9,3	1,7
United Kingdom	6.444	6.350	98,5	11.284	11.269	99,9	1,5	2,3
Ukraine	464	802	172,8	1.031	1.327	128,7	0,2	2,1
Other European countries	1.120	2.045	182,6	2.679	4.045	151,0	0,5	2,5
Egypt	330	449	136,1	730	713	97,7	0,1	2,4
South Africa	150	200	133,3	214	479	223,8	0,1	3,5
Other African countries	540	990	183,3	1.156	1.342	116,1	0,2	2,3
Canada	2.047	2.540	124,1	3.011	3.901	129,6	0,5	1,9
USA	8.835	12.639	143,1	18.243	22.938	125,7	3,0	2,2
Other Northern American countries	186	504	271,0	379	650	171,5	0,1	1,8
Brazil	1.563	2.026	129,6	1.930	3.296	170,8	0,4	1,9
Other Southern and Central American countries	1.234	2.047	165,9	1.731	2.674	154,5	0,3	1,9
India	232	583	251,3	507	970	191,3	0,1	2,2
Iran	110	303	275,5	195	658	337,4	0,1	2,6
Israel	1.296	2.178	168,1	1.382	2.778	201,0	0,4	1,7
Japan	2.925	4.041	138,2	4.124	4.666	113,1	0,6	1,4
China	4.194	5.690	135,7	4.555	6.201	136,1	0,8	1,2
Republic of Korea	18.129	21.664	119,5	17.217	20.872	121,2	2,7	1,1
Kuwait	5.864	8.670	147,9	10.537	17.292	164,1	2,2	3,1
Saudi Arabia	3.379	6.659	197,1	3.882	9.011	232,1	1,2	2,3
Other Asian countries	8.389	22.596	269,4	12.590	35.100	278,8	4,5	2,4
Australia	4.517	4.864	107,7	5.743	6.216	108,2	0,8	1,7
New Zealand	442	523	118,3	583	746	128,0	0,1	1,9
Other countries of Oceania	236	270	114,4	482	421	87,3	0,1	1,9

* preliminary data

**data for the previous period are revised

Table 3: Tourist arrivals and nights according to the classification of activities 1)

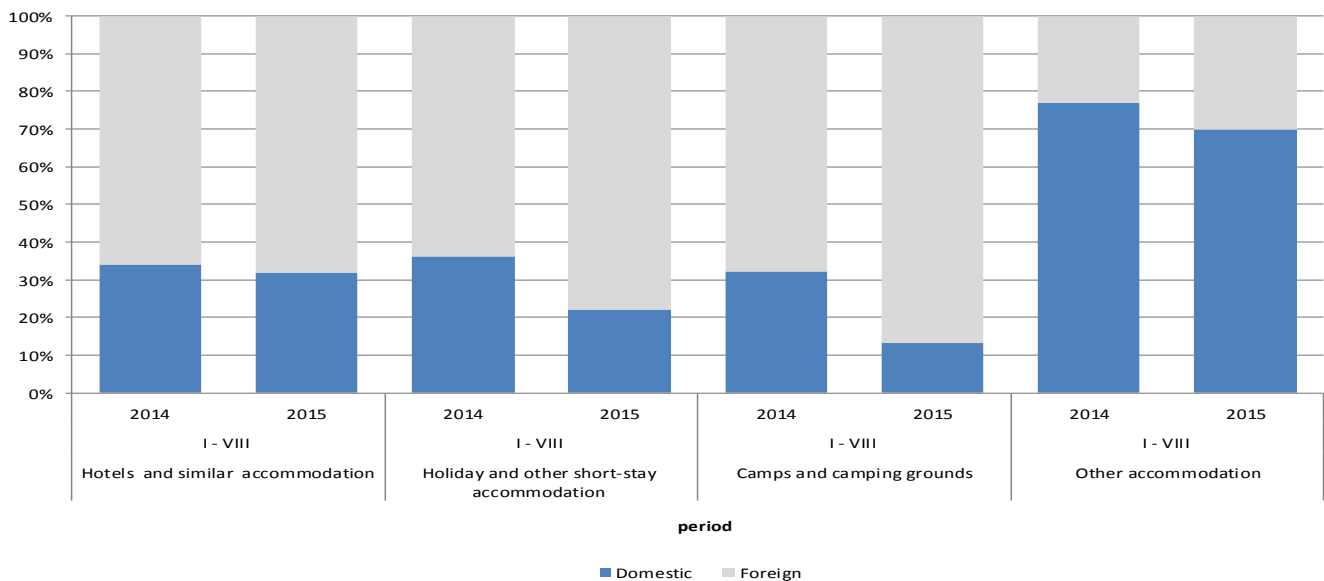
	Arrivals			Nights			I - VIII 2015
	I-VIII 2014**	I-VIII 2015*	Indices $\frac{I-VIII\ 2015}{I-VIII\ 2014}$	I-VIII 2014**	I-VIII 2015*	Indices $\frac{I-VIII\ 2015}{I-VIII\ 2014}$	Structure of nights %
TOTAL	549.774	696.345	126,7	1.135.432	1.485.340	130,8	100,0
Hotels and similar accommodation	500.441	650.920	130,1	1.024.016	1.380.287	134,8	92,9
Holiday and other short-stay accommodation	19.076	25.852	135,5	42.451	53.897	127,0	3,6
Camps and camping grounds	22.814	9.650	42,3	35.403	14.122	39,9	1,0
Other accommodation	7.443	9.923	133,3	33.562	37.034	110,3	2,5
DOMESTIC TOURISTS	192.643	225.512	117,1	401.198	478.974	119,4	32,2
Hotels and similar accommodation	171.943	210.573	122,5	348.592	439.333	126,0	29,6
Holiday and other short-stay accommodation	8.059	7.343	91,1	15.413	11.894	77,2	0,8
Camps and camping grounds	7.534	1.622	21,5	11.407	1.876	16,4	0,1
Other accommodation	5.107	5.974	117,0	25.786	25.871	100,3	1,7
FOREIGN TOURISTS	357.131	470.833	131,8	734.234	1.006.366	137,1	67,8
Hotels and similar accommodation	328.498	440.347	134,0	675.424	940.954	139,3	63,3
Holiday and other short-stay accommodation	11.017	18.509	168,0	27.038	42.003	155,3	2,8
Camps and camping grounds	15.280	8.028	52,5	23.996	12.246	51,0	0,8
Other accommodation	2.336	3.949	169,0	7.776	11.163	143,6	0,8

* preliminary data

**data for the previous period are revised

1) The Classification of Economic Activities of BiH 2010

Structure of tourist nights by types of accommodation facilities ,January - August 2014 and 2015



NOTES ON METHODOLOGY

The purpose of the statistical survey

The purpose of the statistical survey is to monitor the tourist activity realised in commercial accommodation establishments and to provide internationally comparable BiH's statistics of tourism in accordance with current EU Regulations for the tourism statistics.

Observation units

Observation units are all business entities /legal units which are, by the main activity, registered in accommodation activity (division 55 - KD BiH 2010), persons as well as households that rent accommodation establishments to tourists. For the purpose of the survey, Classification of Activities in Bosnia and Herzegovina - KD BiH 2010 was used, and it is fully compliant with the European Classification of Economic Activities - NACE Rev. 2.

Coverage

Reporting units are all business entities (enterprises, entrepreneurs, institutions, associations etc.) and parts thereof engaged in providing accommodation services in tourism registered according to the CA BiH 2010 under section : 55.1 (hotels and similar accommodation), 55.2 (holiday and other short - stay accommodation), 55.3 (camps and camping grounds), 55.9 (other accommodation), health institutions for their facilities in which persons stay for medical rehabilitation (costs are on persons themselves), business entities and parts thereof engaged in tourist stay in rural households, houses, camps, apartments and rooms directly rented by private persons/households.

Survey covers the entire territory of Bosnia and Herzegovina.

Source and methods of data

Data on turnover of tourists (number of tourist arrivals and tourist nights) are collected from regular monthly report (TU-11 form). Reports are usually made on the basis of reception records in guest books, entities and their parts engaged in organising and arranging of tourists.

Definitions

Tourism means the activity of visitors taking a trip to a main destination outside their usual environment for less than a year, for leisure, business or other personal purpose other than to be employed by a resident entity in the place visited.

Tourist is every person who, outside his place of permanent residence, spends one night in a hotel or some other accommodation facility for reasons of rest, recreation, health, study, sport, religion, family, business, public tasks or meeting.

Residence is a place where a person came with the intention of permanent stay. Tourist is registered in every place or establishment where he stays and, therefore, in case he/she changes the place or establishment, he/she must register again, which results in data ambiguity. Consequently, the statistics register the number of tourist arrivals and not the number of tourists.

Domestic tourist is a person with permanent residence in the BiH who spends at least one night in a hotel or some other accommodation establishment outside their place or residence.

Foreign tourist is every person with permanent residence outside in BiH who temporarily resides in BiH and who spends at least one night in a hotel or some other accommodation establishment.

Symbols

- no occurrence

0,0 value not zero but less than 0,05 unit of measure used

Published and printed by the Agency for Statistics of the Bosnia and Herzegovina, 71000 Sarajevo, Zelenih beretki 26

Phone: +387 (33) 911 911 · Telefax: +387 (33) 220 622
E-mail : bhas@bhas.ba · Web site: <http://www.bhas.ba>

Person responsible: Fadil Fatić, Deputy Director

Prepared by: Azra Demirović

First Release data are also published on the Internet
