



FIRST RELEASE



Users are kindly requested to mention the data source

YEAR IX

SARAJEVO, 21.09.2015.

NUMBER 7

Tourism Statistics

Cumulative data, January - July 2015

In the period from January - July 2015 tourists realised 572.037 tourists arrivals which represent the increase by 28.0% and 1.182.652 overnight stays which is increase by 29.8% as compared to the same period of 2014.

The number of domestic tourist nights increased by 21.7% and foreign tourist increased by 34.5% as compared to the same period of 2014. Domestic tourists share of total number of overnight stays was 34.7% and foreign tourists share was 65.3%.

According to the type of accommodation facility the highest number of nights was recorded in Hotels and similar accommodation with share of 93.2%.

Concerning the structure of foreign tourist nights in first seven months of 2015, the most of them 57.9% were realised by tourists from Croatia (14.4%), Serbia (10.8%), Turkey (9.3%), Italy (9.0%), Slovenia (6.2%), Poland (4.8%) and Germany (3.4%). Tourists from other countries realised 42.10% of tourist nights.

Regarding the average detention of foreign tourist stays in our country, on the first place comes South Africa with average stay by 3.5 nights, Latvia with 3.3 nights, Kuwait with 3.1 nights, Malta and France by 3.0 nights.

Tourist nights, January - July 2014 and 2015

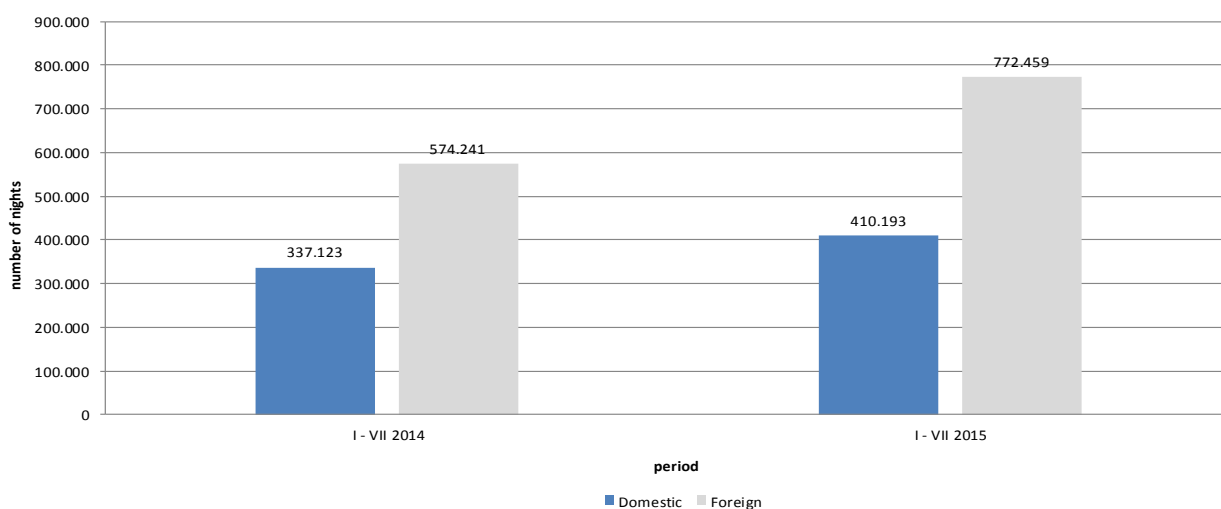
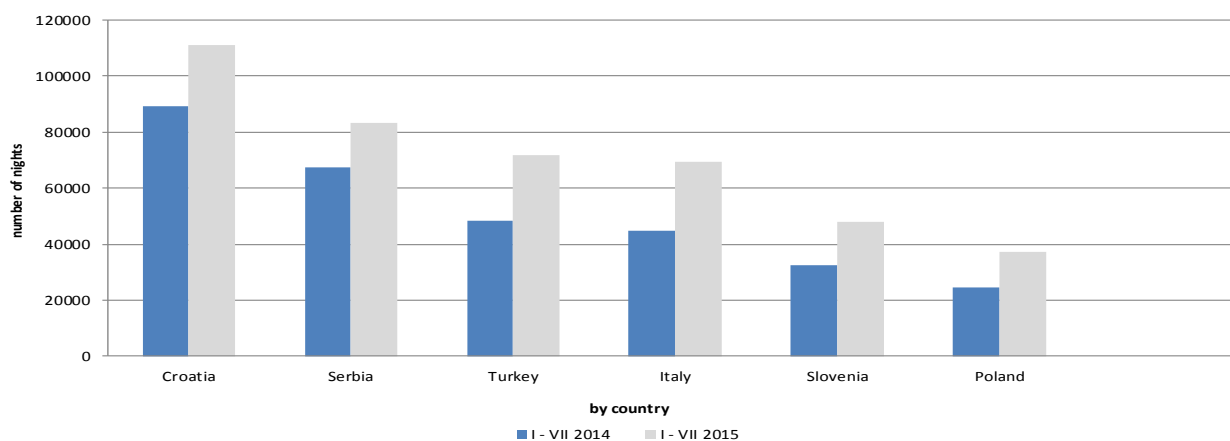


Table1: Tourist arrivals and nights

	Arrivals			Nights			I - VII 2015	
	I-VII 2014**	I-VII 2015*	Indices I-VII 2015 I-VII 2014	I-VII 2014**	I-VII 2015*	Indices I-VII 2015 I-VII 2014	Structure of nights %	Average number of nights by arrivals
TOTAL	446.951	572.037	128,0	911.364	1.182.652	129,8	100,0	2,1
Domestic tourists	166.504	198.243	119,1	337.123	410.193	121,7	34,7	2,1
Foreign tourists	280.447	373.794	133,3	574.241	772.459	134,5	65,3	2,1

* preliminary data

** data for the previous period are revised

Foreign tourist night by country of residence January - July 2014 and 2015

Table 2: Tourist arrivals and nights by country of residence

	Arrivals			Nights			I - VII 2015	
	I-VII 2014**	I-VII 2015*	Indices I-VII 2015 I-VII 2014	I-VII 2014**	I-VII 2015*	Indices I-VII 2015 I-VII 2014	Structure of nights %	Average number of nights by arrivals
TOTAL	280.447	373.794	133,3	574.241	772.459	134,5	100,0	2,1
Albania	1.582	1.521	96,1	2.658	2.822	106,2	0,4	1,9
Austria	10.121	10.496	103,7	17.937	18.640	103,9	2,4	1,8
Belgium	1.600	2.097	131,1	3.959	4.656	117,6	0,6	2,2
Bulgaria	2.917	3.465	118,8	4.814	5.002	103,9	0,6	1,4
Montenegro	5.042	5.862	116,3	11.463	13.755	120,0	1,8	2,3
Czech Republic	1.908	2.594	136,0	3.545	5.266	148,5	0,7	2,0
Denmark	1.270	1.619	127,5	3.280	3.695	112,7	0,5	2,3
Estonia	171	188	109,9	567	396	69,8	0,1	2,1
Finland	925	1.077	116,4	1.753	2.099	119,7	0,3	1,9
France	5.785	8.139	140,7	13.777	24.481	177,7	3,2	3,0
Greece	2.915	2.925	100,3	5.287	5.596	105,8	0,7	1,9
Netherlands	4.053	5.051	124,6	10.857	10.926	100,6	1,4	2,2
Croatia	39.333	50.176	127,6	89.205	111.121	124,6	14,4	2,2
Ireland	976	1.909	195,6	2.872	4.891	170,3	0,6	2,6

(continued on next page)

(continued)

	Arrivals			Nights			I - VII 2015	
	I-VII 2014**	I-VII 2015*	Indices I-VII 2015 I-VII 2014	I-VII 2014**	I-VII 2015*	Indices I-VII 2015 I-VII 2014	Structure of nights %	Average number of nights by arrivals
Iceland	202	70	34,7	549	179	32,6	0,0	2,6
Italy	19.952	27.863	139,7	44.873	69.584	155,1	9,0	2,5
Cyprus	494	197	39,9	1.246	381	30,6	0,0	1,9
Latvia	196	430	219,4	338	1.401	414,5	0,2	3,3
Lithuania	758	866	114,2	1.319	1.384	104,9	0,2	1,6
Luxembourg	224	125	55,8	622	225	36,2	0,0	1,8
Hungary	3.204	4408	137,6	5.175	8.757	169,2	1,1	2,0
FYR of Macedonia	2.972	3.982	134,0	6.025	7.041	116,9	0,9	1,8
Malta	103	206	200,0	340	621	182,6	0,1	3,0
Norway	2.399	2.423	101,0	4.853	5.596	115,3	0,7	2,3
Germany	10.961	12.973	118,4	23.043	26.574	115,3	3,4	2,0
Poland	12.112	16.431	135,7	24.786	37.243	150,3	4,8	2,3
Portugal	678	494	72,9	1.604	828	51,6	0,1	1,7
Romania	1.285	1.507	117,3	3.152	3.033	96,2	0,4	2,0
Russian Federation	1.881	1981	105,3	5623	4.333	77,1	0,6	2,2
Slovakia	1.111	1.470	132,3	1.928	2.620	135,9	0,3	1,8
Slovenia	18.908	24.923	131,8	32.590	48.110	147,6	6,2	1,9
Serbia	31.559	39.980	126,7	67.537	83.320	123,4	10,8	2,1
Spain	4.195	3.946	94,1	7.845	7.905	100,8	1,0	2,0
Switzerland (including Liechtenstein)	3.098	4.240	136,9	6.569	8.662	131,9	1,1	2,0
Sweden	4.230	4.647	109,9	9.656	12.067	125,0	1,6	2,6
Turkey	26.461	41.299	156,1	48.409	71.684	148,1	9,3	1,7
United Kingdom	5.419	5.008	92,4	11.284	11.269	99,9	1,5	2,3
Ukraine	374	647	173,0	1.031	1.327	128,7	0,2	2,1
Other European countries	942	1.604	170,3	2.679	4.045	151,0	0,5	2,5
Egypt	277	293	105,8	730	713	97,7	0,1	2,4
South Africa	138	138	100,0	214	479	223,8	0,1	3,5
Other African countries	417	577	138,4	1.156	1.342	116,1	0,2	2,3
Canada	1.553	2.034	131,0	3.011	3.901	129,6	0,5	1,9
USA	7.454	10.667	143,1	18.243	22.938	125,7	3,0	2,2
Other Northern American countries	159	368	231,4	379	650	171,5	0,1	1,8
Brazil	1.104	1.693	153,4	1.930	3.296	170,8	0,4	1,9
Other Southern and Central American countries	855	1.418	165,8	1.731	2.674	154,5	0,3	1,9
India	167	445	266,5	507	970	191,3	0,1	2,2
Iran	74	251	339,2	195	658	337,4	0,1	2,6
Israel	822	1.659	201,8	1.382	2.778	201,0	0,4	1,7
Japan	2.661	3.375	126,8	4.124	4.666	113,1	0,6	1,4
China	3.201	5.076	158,6	4.555	6.201	136,1	0,8	1,2
Republic of Korea	15.699	18.589	118,4	17.217	20.872	121,2	2,7	1,1
Kuwait	3.063	5.584	182,3	10.537	17.292	164,1	2,2	3,1
Saudi Arabia	1.715	3.895	227,1	3.882	9.011	232,1	1,2	2,3
Other Asian countries	5.061	14.681	290,1	12.590	35.100	278,8	4,5	2,4
Australia	3.146	3.591	114,1	5.743	6.216	108,2	0,8	1,7
New Zealand	360	400	111,1	583	746	128,0	0,1	1,9
Other countries of Oceania	205	221	107,8	482	421	87,3	0,1	1,9

* preliminary data

**data for the previous period are revised

Table 3: Tourist arrivals and nights according to the classification of activities 1)

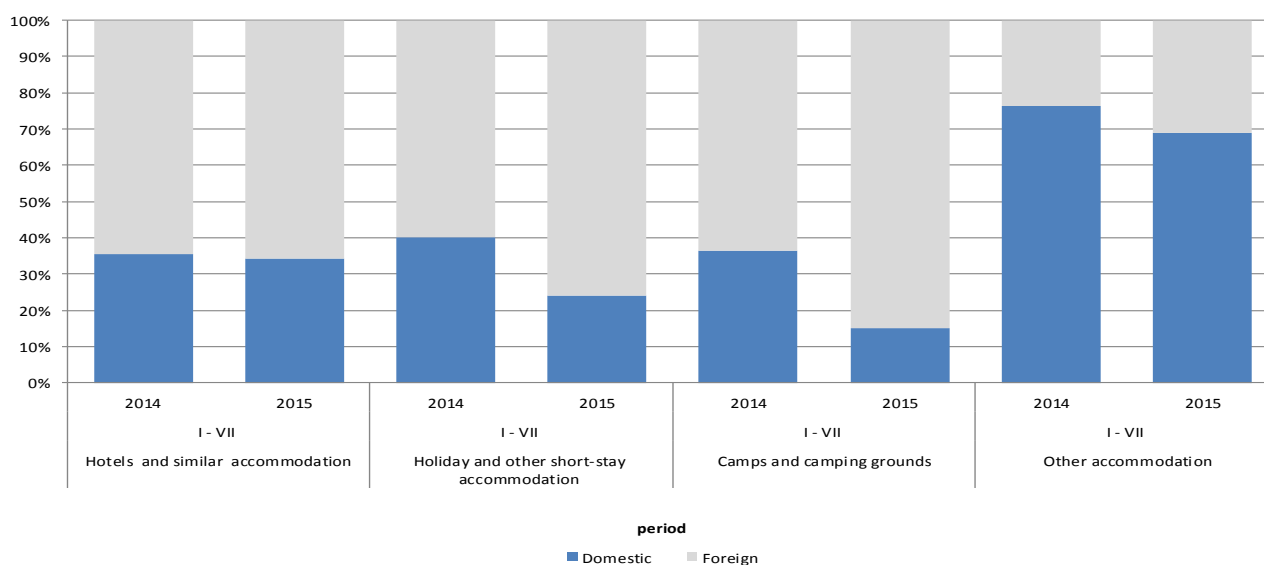
	Arrivals			Nights			I - VII 2015
	I-VII 2014**	I-VII 2015*	Indices $\frac{I-VII\ 2015}{I-VII\ 2014}$	I-VII 2014**	I-VII 2015*	Indices $\frac{I-VII\ 2015}{I-VII\ 2014}$	Structure of nights %
TOTAL	446.951	572.037	128,0	911.364	1.182.652	129,8	100,0
Hotels and similar accommodation	405.100	536.987	132,6	817.188	1.102.177	134,9	93,2
Holiday and other short-stay accommodation	15.910	20.095	126,3	35.159	40.264	114,5	3,4
Camps and camping grounds	19.795	6.714	33,9	30.734	9.581	31,2	0,8
Other accommodation	6.146	8.241	134,1	28.283	30.630	108,3	2,6
DOMESTIC TOURISTS	166.504	198.243	119,1	337.123	410.193	121,7	34,7
Hotels and similar accommodation	147.631	185.802	125,9	290.203	377.929	130,2	32,0
Holiday and other short-stay accommodation	7.228	6.099	84,4	14.133	9.724	68,8	0,8
Camps and camping grounds	7.333	1.260	17,2	11.185	1.460	13,1	0,1
Other accommodation	4.312	5.082	117,9	21.602	21.080	97,6	1,8
FOREIGN TOURISTS	280.447	373.794	133,3	574.241	772.459	134,5	65,3
Hotels and similar accommodation	257.469	351.185	136,4	526.985	724.248	137,4	61,2
Holiday and other short-stay accommodation	8.682	13.996	161,2	21.026	30.540	145,2	2,6
Camps and camping grounds	12.462	5.454	43,8	19.549	8.121	41,5	0,7
Other accommodation	1.834	3.159	172,2	6.681	9.550	142,9	0,8

* preliminary data

**data for the previous period are revised

1) The Classification of Economic Activities of BiH 2010

Structure of tourist nights by types of accommodation facilities, January - July 2014 and 2015



NOTES ON METHODOLOGY

The purpose of the statistical survey

The purpose of the statistical survey is to monitor the tourist activity realised in commercial accommodation establishments and to provide internationally comparable BiH's statistics of tourism in accordance with current EU Regulations for the tourism statistics.

Observation units

Observation units are all business entities /legal units which are, by the main activity, registered in accommodation activity (division 55 - KD BiH 2010), persons as well as households that rent accommodation establishments to tourists. For the purpose of the survey, Classification of Activities in Bosnia and Herzegovina - KD BiH 2010 was used, and it is fully compliant with the European Classification of Economic Activities - NACE Rev. 2.

Coverage

Reporting units are all business entities (enterprises, entrepreneurs, institutions, associations etc.) and parts thereof engaged in providing accommodation services in tourism registered according to the CA BiH 2010 under section : 55.1 (hotels and similar accommodation), 55.2 (holiday and other short - stay accommodation), 55.3 (camps and camping grounds), 55.9 (other accommodation), health institutions for their facilities in which persons stay for medical rehabilitation (costs are on persons themselves), business entities and parts thereof engaged in tourist stay in rural households, houses, camps, apartments and rooms directly rented by private persons/households.

Survey covers the entire territory of Bosnia and Herzegovina.

Source and methods of data

Data on turnover of tourists (number of tourist arrivals and tourist nights) are collected from regular monthly report (TU-11 form). Reports are usually made on the basis of reception records in guest books, entities and their parts engaged in organising and arranging of tourists.

Definitions

Tourism means the activity of visitors taking a trip to a main destination outside their usual environment for less than a year, for leisure, business or other personal purpose other than to be employed by a resident entity in the place visited.

Tourist is every person who, outside his place of permanent residence, spends one night in a hotel or some other accommodation facility for reasons of rest, recreation, health, study, sport, religion, family, business, public tasks or meeting.

Residence is a place where a person came with the intention of permanent stay. Tourist is registered in every place or establishment where he stays and, therefore, in case he/she changes the place or establishment, he/she must register again, which results in data ambiguity. Consequently, the statistics register the number of tourist arrivals and not the number of tourists.

Domestic tourist is a person with permanent residence in the BiH who spends at least one night in a hotel or same other accommodation establishment outside their place or residence.

Foreign tourist is every person with permanent residence outside in BiH who temporarily resides in BiH and who spends at least one night in a hotel or same other accommodation establishment.

Symbols

- no occurrence

0,0 value not zero but less than 0,05 unit of measure used

Published and printed by the Agency for Statistics of the Bosnia and Herzegovina, 71000 Sarajevo, Zelenih beretki 26

Phone: +387 (33) 911 911 · Telefax: +387 (33) 220 622
E-mail : bhas@bhas.ba · Web site: <http://www.bhas.ba>

Person responsible: Fadil Fatić, Deputy Director

Prepared by: Azra Demirović

First Release data are also published on the Internet
