



Users are kindly requested to mention the data source

YEAR IX

SARAJEVO, 20.07.2015.

NUMBER 5

Tourism Statistics

Cumulative data, January - May 2015

In the period from January - May 2015 tourists realised 361.542 tourists arrivals which represent the increase by 25.7% and 735.213 overnight stays which is increase by 27.2% as compared to the same period of 2014.

The number of domestic tourist nights increased by 23.2% and foreign tourist increased by 29.7% as compared to the same period of 2014. Domestic tourists share of total number of overnight stays was 36.7% and foreign tourists share was 63.3%.

According to the type of accommodation facility the highest number of nights was recorded in Hotels and similar accommodation with share of 93.9%.

Concerning the structure of foreign tourist nights in first five months of 2015, the most of them 57.1% were realised by tourists from Croatia (19.2%), Serbia (13.2%), Turkey (10.1%), Italy (8.4%) and Slovenia (6.2%). Tourists from other countries realised 42.9% of tourist nights.

Regarding the average detention of foreign tourist stays in our country, on the first place comes South Africa with average stay by 5.2 nights, Kuwait with 3.2 nights, Egypt with 2.9 nights, Latvia with 2.9 nights, Iran with 2.8 nights and Ireland with 2.7 nights.

Tourist nights, January - May 2014 and 2015

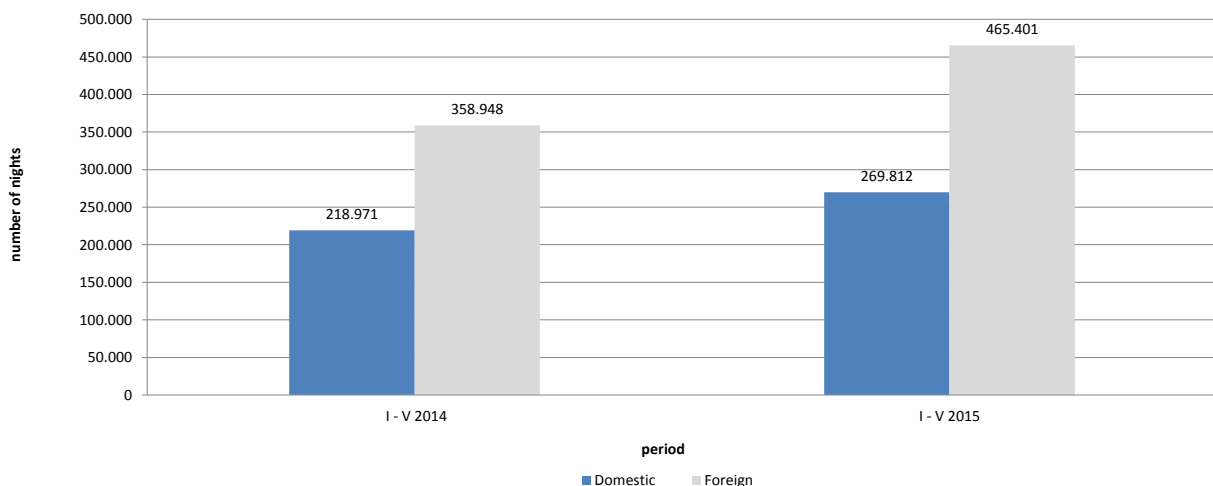


Table1:Tourist arrivals and nights

	Arrivals			Nights			I - V 2015	
	I-V 2014**	I-V 2015*	Indices $\frac{I-V\ 2015}{I-V\ 2014}$	I-V 2014**	I-V 2015*	Indices $\frac{I-V\ 2015}{I-V\ 2014}$	Structure of nights %	Average number of nights by arrivals
TOTAL	287.574	361.542	125,7	577.919	735.213	127,2	100,0	2,0
Domestic tourists	115.777	137.880	119,1	218.971	269.812	123,2	36,7	2,0
Foreign tourists	171.797	223.662	130,2	358.948	465.401	129,7	63,3	2,1

* preliminary data

**data for the previous period are revised

Foreign tourist night by country of residence January - May 2014 and 2015

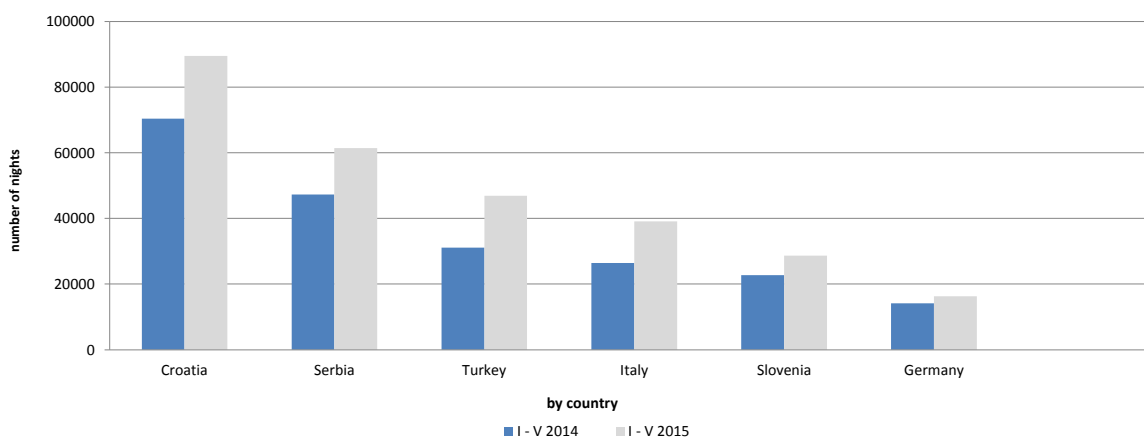


Table 2:Tourist arrivals and nights by country of residence

	Arrivals			Nights			I - V 2015	
	I-V 2014**	I-V 2015*	Indices $\frac{I-V\ 2015}{I-V\ 2014}$	I-V 2014**	I-V 2015*	Indices $\frac{I-V\ 2015}{I-V\ 2014}$	Structure of nights %	Average number of nights by arrivals
TOTAL	171.797	223.662	130,2	358.948	465.401	129,7	100,0	2,1
Albania	1.249	1.130	90,5	1.969	2.226	113,1	0,5	2,0
Austria	6.425	6.754	105,1	11.395	12.094	106,1	2,6	1,8
Belgium	940	971	103,3	2.115	2.017	95,4	0,4	2,1
Bulgaria	2.219	2.445	110,2	3.408	3.460	101,5	0,7	1,4
Montenegro	3.396	4.232	124,6	7.597	10.245	134,9	2,2	2,4
Czech Republic	951	1.220	128,3	1.648	1.965	119,2	0,4	1,6
Denmark	636	812	127,7	1.776	1.938	109,1	0,4	2,4
Estonia	106	64	60,4	275	139	50,5	0,0	2,2
Finland	500	658	131,6	820	1.266	154,4	0,3	1,9
France	2.752	3.813	138,6	5.974	10.016	167,7	2,2	2,6
Greece	1.500	1.349	89,9	2.938	2.691	91,6	0,6	2,0
Netherlands	2.188	2.516	115,0	6.757	5.794	85,7	1,2	2,3
Croatia	29.603	38.022	128,4	70.352	89.539	127,3	19,2	2,4
Ireland	531	1.037	195,3	1.592	2.830	177,8	0,6	2,7

(continued on next page)

(continued)

	Arrivals			Nights			I - V 2015	
	I-V 2014**	I-V 2015*	Indices I-V 2015 I-V 2014	I-V 2014**	I- V2015*	Indices I-V 2015 I-V 2014	Structure of nights %	Average number of nights by arrivals
Iceland	90	28	31,1	200	52	26,0	0,0	1,9
Italy	11955	16.668	139,4	26.421	39.105	148,0	8,4	2,3
Cyprus	346	66	19,1	901	166	18,4	0,0	2,5
Latvia	77	93	120,8	152	266	175,0	0,1	2,9
Lithuania	343	249	72,6	666	550	82,6	0,1	2,2
Luxembourg	64	76	118,8	110	152	138,2	0,0	2,0
Hungary	1734	2219	128,0	2.758	4.179	151,5	0,9	1,9
FYR of Macedonia	2120	2.860	134,9	4.154	5.217	125,6	1,1	1,8
Malta	24	66	275,0	31	117	377,4	0,0	1,8
Norway	1357	1.041	76,7	2.845	2.333	82,0	0,5	2,2
Germany	6787	7.816	115,2	14.121	16.279	115,3	3,5	2,1
Poland	3844	3.834	99,7	6.777	7.683	113,4	1,7	2,0
Portugal	304	245	80,6	768	442	57,6	0,1	1,8
Romania	781	935	119,7	1.853	2.079	112,2	0,4	2,2
Russian Federation	1146	1336	116,6	3399	3.050	89,7	0,7	2,3
Slovakia	554	860	155,2	986	1.638	166,1	0,4	1,9
Slovenia	13326	16.665	125,1	22.758	28.699	126,1	6,2	1,7
Serbia	21135	27.844	131,7	47.326	61.385	129,7	13,2	2,2
Spain	1603	1.854	115,7	3.997	4.291	107,4	0,9	2,3
Switzerland (including Liechtenstein)	1838	2.235	121,6	3.851	4.665	121,1	1,0	2,1
Sweden	2454	2.123	86,5	5.488	5.064	92,3	1,1	2,4
Turkey	15856	25.332	159,8	31.085	46.949	151,0	10,1	1,9
United Kingdom	2723	2.645	97,1	6.212	6.471	104,2	1,4	2,4
Ukraine	214	408	190,7	442	938	212,2	0,2	2,3
Other European countries	620	870	140,3	1.749	2.266	129,6	0,5	2,6
Egypt	224	169	75,4	536	515	96,1	0,1	3,0
South Africa	39	45	115,4	102	235	230,4	0,1	5,2
Other African countries	201	265	131,8	564	661	117,2	0,1	2,5
Canada	712	1.002	140,7	1.245	1.886	151,5	0,4	1,9
USA	4187	5.755	137,4	10.786	12.562	116,5	2,7	2,2
Other Northern American countries	128	158	123,4	221	279	126,2	0,1	1,8
Brazil	539	945	175,3	989	1.911	193,2	0,4	2,0
Other Southern and Central American countries	412	655	159,0	921	1.541	167,3	0,3	2,4
India	106	218	205,7	407	556	136,6	0,1	2,6
Iran	36	181	502,8	121	507	419,0	0,1	2,8
Israel	237	542	228,7	537	1.050	195,5	0,2	1,9
Japan	1580	2.072	131,1	2.411	2.695	111,8	0,6	1,3
China	1524	3.054	200,4	2.350	3.832	163,1	0,8	1,3
Republic of Korea	10416	11.239	107,9	11.483	12.532	109,1	2,7	1,1
Kuwait	1698	2.812	165,6	6.052	9.008	148,8	1,9	3,2
Saudi Arabia	945	1.276	135,0	2.033	3.057	150,4	0,7	2,4
Other Asian countries	3158	8.350	264,4	7.865	19.518	248,2	4,2	2,3
Australia	1107	1.231	111,2	2.228	2.210	99,2	0,5	1,8
New Zealand	144	153	106,3	212	284	134,0	0,1	1,9
Other countries of Oceania	113	149	131,9	219	306	139,7	0,1	2,1

* preliminary data

**data for the previous period are revised

Table 3: Tourist arrivals and nights according to the classification of activities 1)

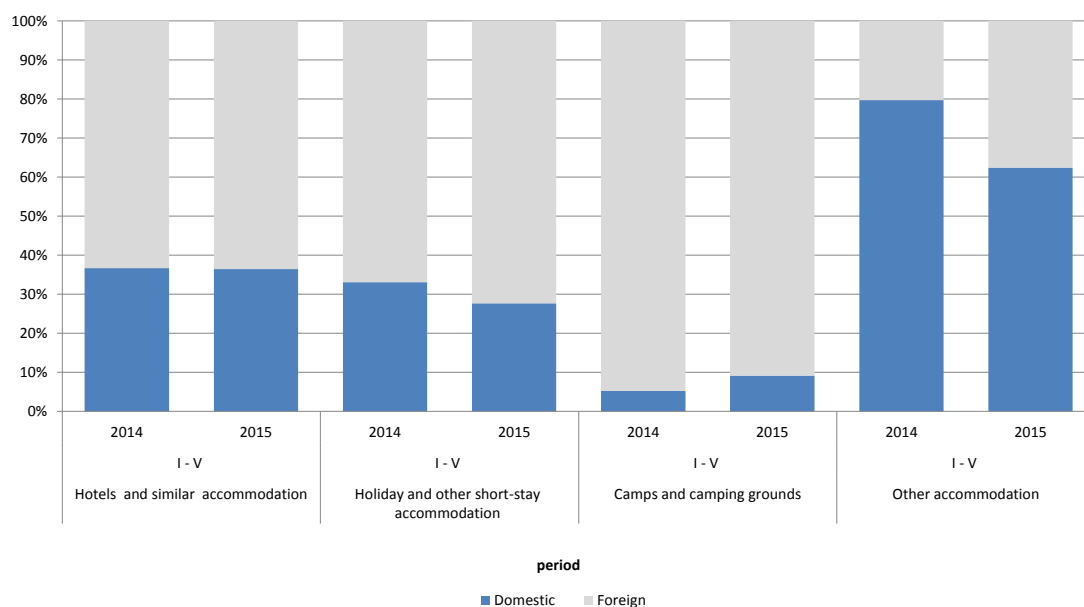
	Arrivals			Nights			I - V 2015
	I-V 2014**	I-V 2015*	Indices $\frac{I-V\ 2015}{I-V\ 2014}$	I-V 2014**	I-V 2015*	Indices $\frac{I-V\ 2015}{I-V\ 2014}$	Structure of nights %
TOTAL	287.574	361.542	125,7	577.919	735.213	127,2	100,0
Hotels and similar accommodation	275.717	342.698	124,3	541.509	690.571	127,5	93,9
Holiday and other short-stay accommodation	7.417	12.239	165,0	16.056	24.410	152,0	3,3
Camps and camping grounds	1.171	1.682	143,6	1.688	2.356	139,6	0,3
Other accommodation	3.269	4.923	150,6	18.666	17.876	95,8	2,4
DOMESTIC TOURISTS	115.777	137.880	119,1	218.971	269.812	123,2	36,7
Hotels and similar accommodation	109.837	130.471	118,8	198.685	251.682	126,7	34,2
Holiday and other short-stay accommodation	3.344	4.291	128,3	5.313	6.749	127,0	0,9
Camps and camping grounds	78	198	253,8	88	216	245,5	0,0
Other accommodation	2.518	2.920	116,0	14.885	11.165	75,0	1,5
FOREIGN TOURISTS	171.797	223.662	130,2	358.948	465.401	129,7	63,3
Hotels and similar accommodation	165.880	212.227	127,9	342.824	438.889	128,0	59,7
Holiday and other short-stay accommodation	4.073	7.948	195,1	10.743	17.661	164,4	2,4
Camps and camping grounds	1.093	1.484	135,8	1.600	2.140	133,8	0,3
Other accommodation	751	2.003	266,7	3.781	6.711	177,5	0,9

* preliminary data

**data for the previous period are revised

1) The Classification of Economic Activities of BiH 2010

Structure of tourist nights by types of accommodation facilities ,January - May 2014 and 2015



NOTES ON METHODOLOGY

The purpose of the statistical survey

The purpose of the statistical survey is to monitor the tourist activity realised in commercial accommodation establishments and to provide internationally comparable BiH's statistics of tourism in accordance with current EU Regulations for the tourism statistics.

Observation units

Observation units are all business entities /legal units which are, by the main activity, registered in accommodation activity (division 55 - KD BiH 2010), persons as well as households that rent accommodation establishments to tourists. For the purpose of the survey, Classification of Activities in Bosnia and Herzegovina - KD BiH 2010 was used, and it is fully compliant with the European Classification of Economic Activities - NACE Rev. 2.

Coverage

Reporting units are all business entities (enterprises, entrepreneurs, institutions, associations etc.) and parts thereof engaged in providing accommodation services in tourism registered according to the CA BiH 2010 under section : 55.1 (hotels and similar accommodation), 55.2 (holiday and other short - stay accommodation), 55.3 (camps and camping grounds), 55.9 (other accommodation), health institutions for their facilities in which persons stay for medical rehabilitation (costs are on persons themselves), business entities and parts thereof engaged in tourist stay in rural households, houses, camps, apartments and rooms directly rented by private persons/households. Survey covers the entire territory of Bosnia and Herzegovina.

Source and methods of data collection

Data on turnover of tourists (number of tourist arrivals and tourist nights) are collected from regular monthly report (TU-11 form). Reports are usually made on the basis of reception records in guest books, entities and their parts engaged in organising and arranging of tourists.

Definitions

Tourism means the activity of visitors taking a trip to a main destination outside their usual environment for less than a year, for leisure, business or other personal purpose other than to be employed by a resident entity in the place visited.

Tourist is every person who, outside his place of permanent residence, spends one night in a hotel or some other accommodation facility for reasons of rest, recreation, health, study, sport, religion, family, business, public tasks or meeting.

Residence is a place where a person came with the intention of permanent stay. Tourist is registered in every place or establishment where he stays and, therefore, in case he/she changes the place or establishment, he/she must register again, which results in data ambiguity. Consequently, the statistics register the number of tourist arrivals and not the number of tourists.

Domestic tourist is a person with permanent residence in the BiH who spends at least one night in a hotel or some other accommodation establishment outside their place or residence.

Foreign tourist is every person with permanent residence outside in BiH who temporarily resides in BiH and who spends at least one night in a hotel or some other accommodation establishment.

Symbols

- no occurrence

0,0 value not zero but less than 0,05 unit of measure used

Published and printed by the Agency for Statistics of the Bosnia and Herzegovina, 71000 Sarajevo, Zelenih beretki 26

Phone: +387 (33) 911 911 · Telefax: +387 (33) 220 622
E-mail : bhas@bhas.ba · Web site: <http://www.bhas.ba>

Person responsible: Fadil Fatić, Deputy Director

Prepared by: Azra Demirović

First Release data are also published on the Internet
