



FIRST RELEASE



Users are kindly requested to mention the data source

YEAR IX

SARAJEVO, 20.04.2015.

NUMBER 2

TOURISM STATISTICS

CUMULATIVE DATA TOURISM STATISTICS IN BIH

January - February 2015

In the period from January - February 2015 tourists realised 95.026 tourists arrivals which represent the increase by 25.2% and 209.482 overnight stays which is increase by 33.2% as compared to the same period of 2014.

The number of domestic tourist nights increased by 28.5% and foreign tourist increased by 36.9 as compared to the same period of 2014. Domestic tourists share of total number of overnight stays was 42.4% and foreign tourists share was 57.6%.

According to the type of accommodation facility the highest number of nights was recorded in Hotels and similar accommodation with share of 95.6%.

Concerning the structure of foreign tourist nights in the same period, the most of them 63.9% were realised by tourists from Croatia (29.1%), Serbia (20.7%), Slovenia (7.6%) and Turkey (6.5%). Tourists from other countries realised 36.1% of tourist nights.

Regarding the average detention of foreign tourist stays in the same period, on the first place comes South Africa with average stay by 8.5 nights, Ireland with 3.6 nights, Kuwait and India by 3.3 nights and Lithuania with 3.2 nights.

Tourist nights, from January to February 2014 and 2015

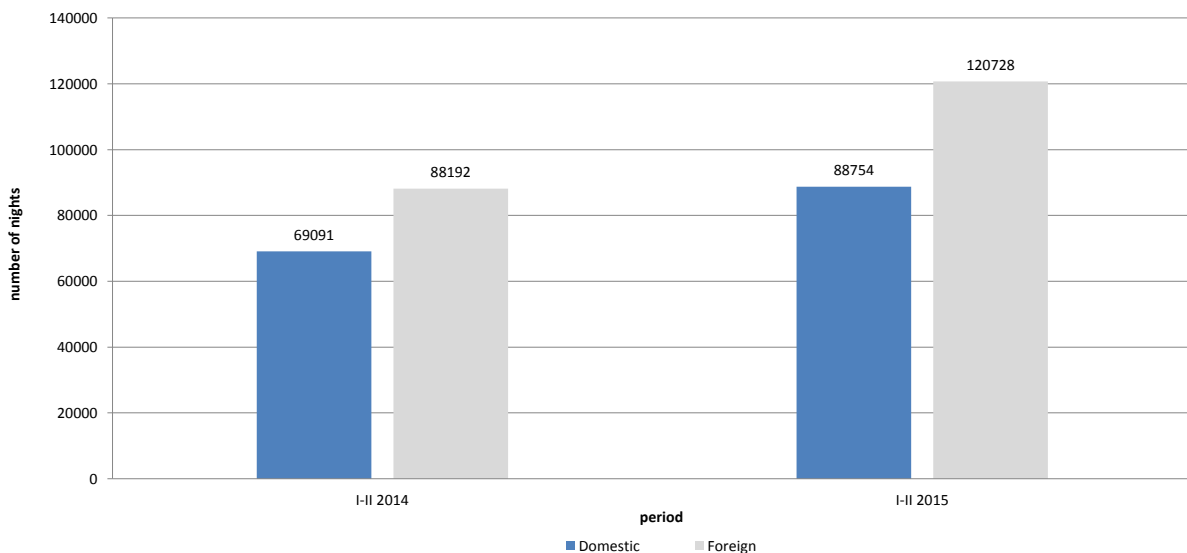
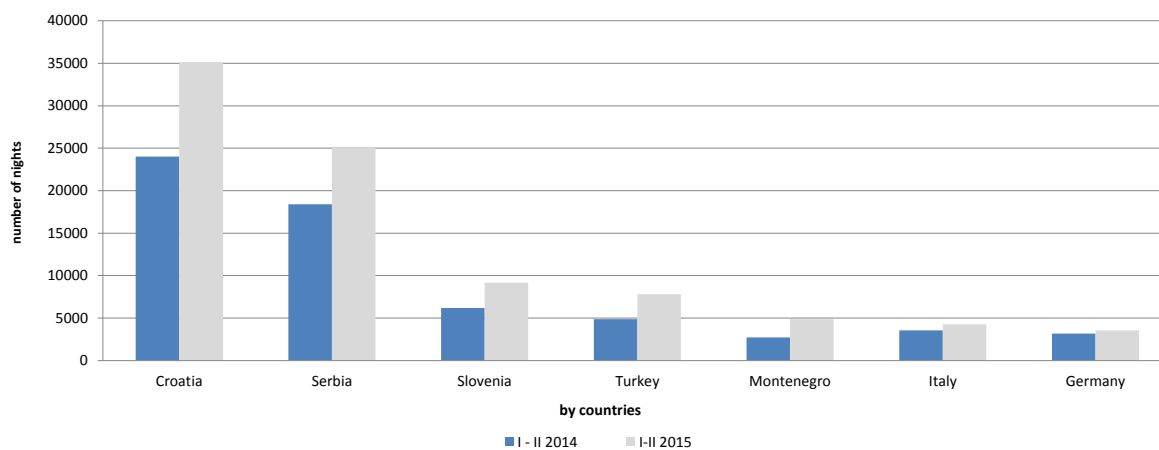


Table1:Tourist arrivals and nights

	Arrivals			Nights			I - II 2015	
	I-II 2014*	I-II 2015**	Indices <u>I-II 2015</u> I-II 2014	I-II 2014*	I-II 2015**	Indices <u>I-II 2015</u> I-II 2014	Structure of nights %	Average number of nights by arrivals
TOTAL	75.878	95.026	125,2	157.283	209.482	133,2	100,0	2,2
Domestic tourists	36.929	44.002	119,2	69.091	88.754	128,5	42,4	2,0
Foreign tourists	38.949	51.024	131,0	88.192	120.728	136,9	57,6	2,4

* preliminary data

**data for the previous period are revised

Foreign tourist night by country of residence from January to February 2014 and 2015

Table 2:Tourist arrivals and nights by country of residence

	Arrivals			Nights			I - II 2015	
	I-II 2014*	I-II 2015**	Indices <u>I-II 2015</u> I-II 2014	I-II 2014*	I-II 2015**	Indices <u>I-II 2015</u> I-II 2014	Structure of nights %	Average number of nights by arrivals
TOTAL	38.949	51.024	131,0	88.192	120.728	136,9	100,0	2,4
Albania	157	298	189,8	233	658	282,4	0,5	2,2
Austria	1.423	1.393	97,9	2.760	2.700	97,8	2,2	1,9
Belgium	134	165	123,1	265	392	147,9	0,3	2,4
Bulgaria	414	581	140,3	672	895	133,2	0,7	1,5
Montenegro	1.147	1.644	143,3	2.711	4.870	179,6	4,0	3,0
Czech Republic	246	277	112,6	406	441	108,6	0,4	1,6
Denmark	117	149	127,4	272	380	139,7	0,3	2,6
Estonia	46	11	23,9	91	23	25,3	0,0	2,1
Finland	43	127	295,3	97	256	263,9	0,2	2,0
France	393	459	116,8	968	1.249	129,0	1,0	2,7
Greece	228	265	116,2	535	451	84,3	0,4	1,7
Netherlands	315	416	132,1	791	967	122,3	0,8	2,3
Croatia	10.725	15.038	140,2	24.020	35.128	146,2	29,1	2,3
Ireland	77	83	107,8	207	301	145,4	0,2	3,6

(continued on next page)

(continued)

	Arrivals			Nights			I - II 2015	
	I-II 2014*	I-II 2015**	Indices I-II 2015 I-II 2014	I-II 2014*	I-II 2015**	Indices I-II 2015 I-II 2014	Structure of nights %	Average number of nights by arrivals
Iceland	6	4	66,7	11	4	36,4	0,0	1,0
Italy	1730	1.980	114,5	3.528	4.262	120,8	3,5	2,2
Cyprus	12	19	158,3	56	47	83,9	0,0	2,5
Latvia	20	24	120,0	24	59	245,8	0,0	2,5
Lithuania	52	57	109,6	180	185	102,8	0,2	3,2
Luxembourg	15	21	140,0	39	62	159,0	0,1	3,0
Hungary	411	496	120,7	730	911	124,8	0,8	1,8
FYR of Macedonia	438	481	109,8	779	958	123,0	0,8	2,0
Malta	2	2	100,0	4	4	100,0	0,0	2,0
Norway	176	210	119,3	357	516	144,5	0,4	2,5
Germany	1517	1.552	102,3	3.172	3.550	111,9	2,9	2,3
Poland	321	562	175,1	792	1.560	197,0	1,3	2,8
Portugal	58	55	94,8	234	114	48,7	0,1	2,1
Romania	209	268	128,2	449	694	154,6	0,6	2,6
Russian Federation	377	361	95,8	1348	1.021	75,7	0,8	2,8
Slovakia	183	150	82,0	316	287	90,8	0,2	1,9
Slovenia	3324	4.675	140,6	6.187	9.151	147,9	7,6	2,0
Serbia	7366	8.945	121,4	18.410	25.024	135,9	20,7	2,8
Spain	368	200	54,3	1.291	571	44,2	0,5	2,9
Switzerland (including Liechtenstein)	313	455	145,4	666	949	142,5	0,8	2,1
Sweden	470	473	100,6	1.248	1.296	103,8	1,1	2,7
Turkey	1994	3.369	169,0	4.874	7.808	160,2	6,5	2,3
United Kingdom	603	654	108,5	1.424	1.645	115,5	1,4	2,5
Ukraine	53	84	158,5	117	235	200,9	0,2	2,8
Other European countries	185	170	91,9	543	392	72,2	0,3	2,3
Egypt	100	65	65,0	179	172	96,1	0,1	2,6
South Africa	3	14	466,7	8	119	1487,5	0,1	8,5
Other African countries	90	81	90,0	227	218	96,0	0,2	2,7
Canada	100	108	108,0	209	257	123,0	0,2	2,4
USA	685	836	122,0	1.694	1.983	117,1	1,6	2,4
Other Northern American countries	29	21	72,4	57	42	73,7	0,0	2,0
Brazil	32	62	193,8	82	124	151,2	0,1	2,0
Other Southern and Central American countries	45	86	191,1	165	193	117,0	0,2	2,2
India	26	27	103,8	123	89	72,4	0,1	3,3
Iran	4	143	3.575,0	22	395	1795,5	0,3	2,8
Israel	23	59	256,5	86	134	155,8	0,1	2,3
Japan	299	345	115,4	483	491	101,7	0,4	1,4
China	776	288	37,1	505	451	89,3	0,4	1,6
Republic of Korea	202	1.094	541,6	1.024	1.208	118,0	1,0	1,1
Kuwait	273	474	173,6	795	1.579	198,6	1,3	3,3
Saudi Arabia	78	106	135,9	193	271	140,4	0,2	2,6
Other Asian countries	388	832	214,4	1.178	2.427	206,0	2,0	2,9
Australia	104	169	162,5	283	426	150,5	0,4	2,5
New Zealand	9	19	211,1	40	51	127,5	0,0	2,7
Other countries of Oceania	15	22	146,7	32	82	256,3	0,1	3,7

* preliminary data

**data for the previous period are revised

Table 3: Tourist arrivals and nights according to the classification of activities 1)

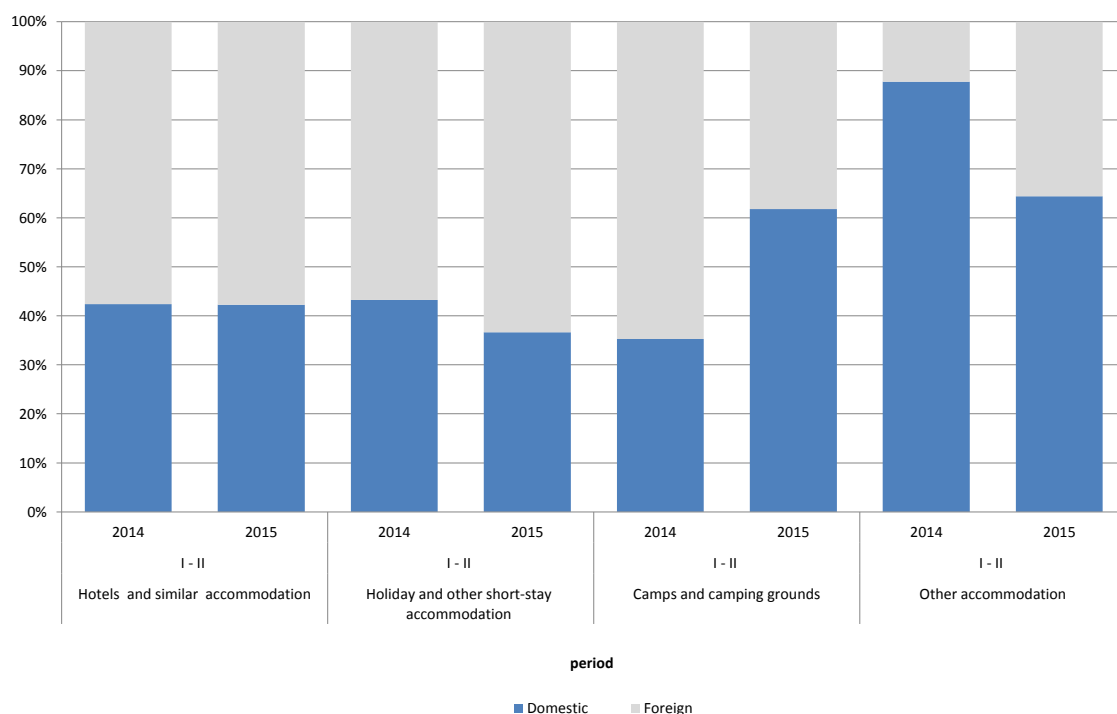
	Arrivals			Nights			I - II 2015
	I-II 2014*	I-II 2015**	Indices I-II 2015 I-II 2014	I-II 2014*	I-II 2015**	Indices I-II 2015 I-II 2014	Structure of nights %
TOTAL	75.878	95.026	125,2	157.283	209.482	133,2	100,0
Hotels and similar accommodation	72907	90.684	124,4	147.973	200.200	135,3	95,6
Holiday and other short-stay accommodation	1867	3.156	169,0	4.033	6.677	165,6	3,2
Camps and camping grounds	37	34	91,9	51	34	66,7	0,0
Other accommodation	1067	1.152	108,0	5.226	2.571	49,2	1,2
DOMESTIC TOURISTS	36.929	44.002	119,2	69.091	88.754	128,5	42,4
Hotels and similar accommodation	34995	41.799	119,4	62.742	84.630	134,9	40,4
Holiday and other short-stay accommodation	1057	1.372	129,8	1.744	2.447	140,3	1,2
Camps and camping grounds	18	21	116,7	18	21	116,7	0,0
Other accommodation	859	810	94,3	4.587	1.656	36,1	0,8
FOREIGN TOURISTS	38.949	51.024	131,0	88.192	120.728	136,9	57,6
Hotels and similar accommodation	37912	48.885	128,9	85.231	115.570	135,6	55,2
Holiday and other short-stay accommodation	810	1.784	220,2	2.289	4.230	184,8	2,0
Camps and camping grounds	19	13	68,4	33	13	39,4	0,0
Other accommodation	208	342	164,4	639	915	143,2	0,4

* preliminary data

**data for the previous period are revised

1) The Classification of Economic Activities of BiH 2010

Structure of tourist nights by types of accommodation facilities, January - December 2014 and 2015



NOTES ON METHODOLOGY

The purpose of the statistical survey

The purpose of the statistical survey is to monitor the tourist activity realised in commercial accommodation establishments and to provide internationally comparable BiH's statistics of tourism in accordance with current EU Regulations for the tourism statistics.

Observation units

Observation units are all business entities /legal units which are, by the main activity, registered in accommodation activity (division 55 - KD BiH 2010), persons as well as households that rent accommodation establishments to tourists. For the purpose of the survey, Classification of Activities in Bosnia and Herzegovina - KD BiH 2010 was used, and it is fully compliant with the European Classification of Economic Activities - NACE Rev. 2.

Coverage

Reporting units are all business entities (enterprises, entrepreneurs, institutions, associations etc.) and parts thereof engaged in providing accommodation services in tourism registered according to the CA BiH 2010 under section : 55.1 (hotels and similar accommodation), 55.2 (holiday and other short - stay accommodation), 55.3 (camps and camping grounds), 55.9 (other accommodation), health institutions for their facilities in which persons stay for medical rehabilitation (costs are on persons themselves), business entities and parts thereof engaged in tourist stay in rural households, houses, camps, apartments and rooms directly rented by private persons/households. Survey covers the entire territory of Bosnia and Herzegovina.

Source and methods of data collection

Data on turnover of tourists (number of tourist arrivals and tourist nights) are collected from regular monthly report (TU-11 form). Reports are usually made on the basis of reception records in guest books, entities and their parts engaged in organising and arranging of tourists.

Definitions

Tourism means the activity of visitors taking a trip to a main destination outside their usual environment for less than a year, for leisure, business or other personal purpose other than to be employed by a resident entity in the place visited.

Tourist is every person who, outside his place of permanent residence, spends one night in a hotel or some other accommodation facility for reasons of rest, recreation, health, study, sport, religion, family, business, public tasks or meeting.

Residence is a place where a person came with the intention of permanent stay. Tourist is registered in every place or establishment where he stays and, therefore, in case he/she changes the place or establishment, he/she must register again, which results in data ambiguity. Consequently, the statistics register the number of tourist arrivals and not the number of tourists.

Domestic tourist is a person with permanent residence in the BiH who spends at least one night in a hotel or same other accommodation establishment outside their place or residence.

Foreign tourist is every person with permanent residence outside in BiH who temporarily resides in BiH and who spends at least one night in a hotel or same other accommodation establishment.

Symbols

- no occurrence
0,0 value not zero but less than 0,05 unit of measure used

Published and printed by the Agency for Statistics of the Bosnia and Herzegovina, 71000 Sarajevo, Zelenih beretki 26

Phone: +387 (33) 911 911 · Telefax: +387 (33) 220 622
E-mail : bhas@bhas.ba · Web site: <http://www.bhas.ba>

Person responsible: Fadil Fatić, Deputy Director

Prepared by: Azra Demirović

First Release data are also published on the Internet
