



# FIRST RELEASE



Users are kindly requested to mention the data source

GODINA IX

SARAJEVO, 21.12.2015.

BROJ 10

## TOURISM STATISTICS

### Tourism in BIH, October 2015

In October 2015 tourists realised 97.021 tourist arrivals in Bosnia and Hercegovina which represent the decrease by 13.7% as compared to September 2015 and increase by 13.0% as compared to October 2014.

Tourists realised 193.866 tourist nights which represent the decrease by 14.6% as compared to September 2015 and increase by 13.2% as compared to October 2014. Domestic tourists share of total number of overnight stays was 33.33% and foreign tourists share was 66.67%.

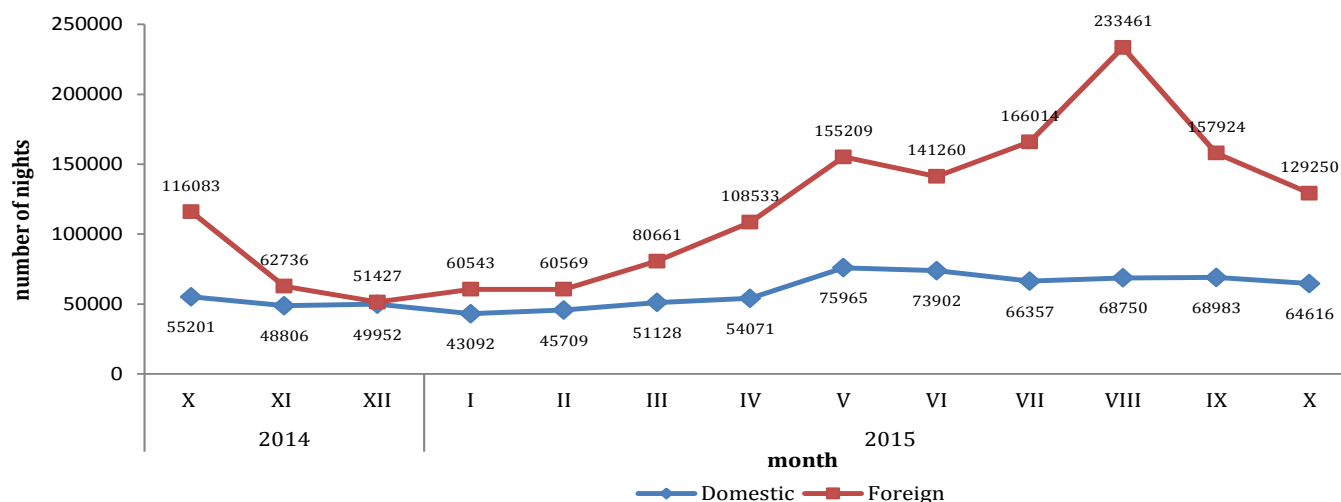
The number of domestic tourist nights decreased by 6.3% as compared to September 2015 and decreased by 17.1% as compared to October 2014. Foreign tourist nights were decreased by 18,2% as compared to September 2015 and increased by 11.3% as compared to October 2014.

According to the type of accommodation facility the highest number of nights was recorded in Hotels and similar accommodation with share of 93.4%.

Concerning the structure of foreign tourist nights in October 2015, the most of them (59.9%) of them were realised by tourists from: Croatia (16.8%), Serbia (8.7%), Turkey (8.4%), Slovenia (7.7%), Italy (7.1%), Germany (4.8%), Republic of Korea (3.4%) i Austria (3.0%). Tourists from other countries realised 40.1% of tourist nights.

Regarding the average detention of foreign tourist stays in our country on the first place comes: Ireland with average stay by 3.6 nights, Kuwait 3.2 nights, Lithuania 3.1 nights, South Africa with 3.0 nights, Estonia 2.9 nights, Cyprus by 2.8 nights and Romania with 2.7 nights .

Tourist nights by months, October 2014 - October 2015

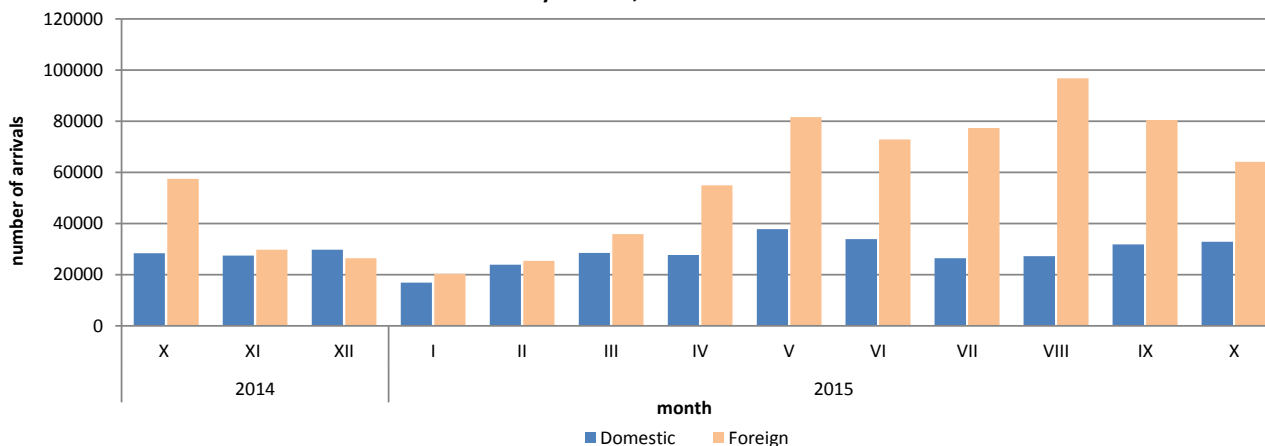


**Table 1: Tourist arrivals and nights**

	Arrivals					Nights					X 2015	
	X 2014	IX 2015	X2015	Indices X 2015 IX 2015	Indices X 2015 X 2014	X 2014	IX 2015	X2015	Indices X 2015 IX 2015	Indices X 2015 X 2014	Structure of nights %	Average number of nights by arrivals
<b>TOTAL</b>	<b>85.892</b>	<b>112.401</b>	<b>97.021</b>	<b>86,3</b>	<b>113,0</b>	<b>171.284</b>	<b>226.907</b>	<b>193.866</b>	<b>85,4</b>	<b>113,2</b>	<b>100,0</b>	<b>2,0</b>
<b>Domestic</b>	28.391	31.895	32.825	102,9	115,6	55.201	68.983	64.616	93,7	117,1	33,3	2,0
<b>Foreign</b>	57.501	80.506	64.196	79,7	111,6	116.083	157.924	129.250	81,8	111,3	66,7	2,0

\*preliminary data

\*\*data for the previous period are revised

**Tourist arrivals by months, October 2014 - October 2015**

**Table 2: Foreign tourist arrivals and nights by country of residence**

	Arrivals					Nights					X 2015	
	X 2014	IX 2015	X2015	Indices X 2015 IX 2015	Indices X 2015 X 2014	X 2014	IX 2015	X2015	Indices X 2015 IX 2015	Indices X 2015 X 2014	Structure of nights %	Average number of nights by arrivals
<b>TOTAL</b>	<b>57501</b>	<b>80.506</b>	<b>64.196</b>	<b>79,7</b>	<b>111,6</b>	<b>116.083</b>	<b>157.924</b>	<b>129.250</b>	<b>81,8</b>	<b>111,3</b>	<b>100,0</b>	<b>2,0</b>
Albania	401	225	341	151,6	85,0	699	423	658	155,6	94,1	0,5	1,9
Austria	1861	1972	1.844	93,5	99,1	3.291	3514	3926	111,7	119,3	3,0	2,1
Belgium	533	584	322	55,1	60,4	1.095	1354	645	47,6	58,9	0,5	2,0
Bulgaria	389	1379	461	33,4	118,5	777	2262	1169	51,7	150,5	0,9	2,5
Montenegro	760	1018	959	94,2	126,2	1.598	2244	1853	82,6	116,0	1,4	1,9
Czech Republic	384	495	292	59,0	76,0	771	1183	567	47,9	73,5	0,4	1,9
Denmark	270	672	272	40,5	100,7	803	1534	650	42,4	80,9	0,5	2,4
Estonia	8	33	37	112,1	462,5	14	59	107	181,4	764,3	0,1	2,9
Finland	137	260	204	78,5	148,9	209	529	388	73,3	185,6	0,3	1,9
France	1118	3229	888	27,5	79,4	2.920	9221	2147	23,3	73,5	1,7	2,4
Greece	777	815	370	45,4	47,6	1.529	1846	757	41,0	49,5	0,6	2,0
Netherlands	577	930	654	70,3	113,3	1.148	1957	1146	58,6	99,8	0,9	1,8
Croatia	8297	6137	8.503	138,6	102,5	21.662	10940	21710	198,4	100,2	16,8	2,6
Ireland	136	360	361	100,3	265,4	487	1284	1301	101,3	267,1	1,0	3,6
Iceland	11	11	8	72,7	72,7	14	18	17	94,4	121,4	0,0	2,1
Italy	3607	5251	4.243	80,8	117,6	8.308	11771	9211	78,3	110,9	7,1	2,2

(continued on next page)

(continued)

	Arrivals					Nights					X 2015	
	X 2014	IX 2015	X2015	Indices X 2015 IX 2015	Indices X 2015 X 2014	X 2014	IX 2015	X2015	Indices X 2015 IX 2015	Indices X 2015 X 2014	Structure of nights %	Average number of nights by arrivals
Cyprus	5	117	12	10,3	240,0	15	368	34	9,2	226,7	0,0	2,8
Latvia	16	92	58	63,0	362,5	47	282	102	36,2	217,0	0,1	1,8
Lithuania	25	129	48	37,2	192,0	74	240	149	62,1	201,4	0,1	3,1
Luxembourg	16	16	32	200,0	200,0	19	59	55	93,2	289,5	0,0	1,7
Hungary	530	984	553	56,2	104,3	792	1946	1228	63,1	155,1	1,0	2,2
FYR of Macedonia	566	604	686	113,6	121,2	1.224	1156	1315	113,8	107,4	1,0	1,9
Malta	10	138	2	1,4	20,0	18	1223	3	0,2	16,7	0,0	1,5
Norway	308	501	380	75,8	123,4	713	1088	991	91,1	139,0	0,8	2,6
Germany	2408	3871	2.549	65,8	105,9	5.452	7166	6233	87,0	114,3	4,8	2,4
Poland	1121	6192	1.211	19,6	108,0	1.877	11503	2056	17,9	109,5	1,6	1,7
Portugal	170	190	158	83,2	92,9	358	370	207	55,9	57,8	0,2	1,3
Romania	225	352	223	63,4	99,1	591	730	603	82,6	102,0	0,5	2,7
Russian Federation	446	399	243	60,9	54,5	2.449	918	427	46,5	17,4	0,3	1,8
Slovakia	189	261	182	69,7	96,3	342	693	381	55,0	111,4	0,3	2,1
Slovenia	6197	4239	6.072	143,2	98,0	9.574	7389	9914	134,2	103,6	7,7	1,6
Serbia	5674	5032	5.871	116,7	103,5	10.656	9649	11220	116,3	105,3	8,7	1,9
Spain	616	1735	876	50,5	142,2	995	2718	1450	53,3	145,7	1,1	1,7
Switzerland (including Liechtenstein)	478	746	696	93,3	145,6	999	1387	1344	96,9	134,5	1,0	1,9
Sweden	975	765	856	111,9	87,8	2.104	1647	1690	102,6	80,3	1,3	2,0
Turkey	5167	9195	6.188	67,3	119,8	8.732	15382	10906	70,9	124,9	8,4	1,8
United Kingdom	730	1264	1.433	113,4	196,3	1.358	2554	3239	126,8	238,5	2,5	2,3
Ukraine	45	91	63	69,2	140,0	116	219	113	51,6	97,4	0,1	1,8
Other European countries	170	233	367	157,5	215,9	412	462	856	185,3	207,8	0,7	2,3
Egypt	48	43	74	172,1	154,2	85	92	189	205,4	222,4	0,1	2,6
South Africa	2	19	39	205,3	1950,0	3	62	116	187,1	3866,7	0,1	3,0
Other African countries	51	103	78	75,7	152,9	202	240	250	104,2	123,8	0,2	3,2
Canada	481	735	426	58,0	88,6	896	1251	827	66,1	92,3	0,6	1,9
USA	1697	2657	1.677	63,1	98,8	3.423	4725	3645	77,1	106,5	2,8	2,2
Other Northern American countries	58	38	99	260,5	170,7	93	64	275	429,7	295,7	0,2	2,8
Brazil	433	751	318	42,3	73,4	840	1198	639	53,3	76,1	0,5	2,0
Other Southern and Central American countries	134	595	383	64,4	285,8	351	1027	636	61,9	181,2	0,5	1,7
India	52	87	157	180,5	301,9	102	172	224	130,2	219,6	0,2	1,4
Iran	7	32	51	159,4	728,6	25	75	84	112,0	336,0	0,1	1,6
Israel	216	308	300	97,4	138,9	309	648	394	60,8	127,5	0,3	1,3
Japan	803	988	1.282	129,8	159,7	1.097	1414	2017	142,6	183,9	1,6	1,6
China	1246	1497	1.580	105,5	126,8	1.576	2072	1828	88,2	116,0	1,4	1,2
Republic of Korea	3026	2986	3.700	123,9	122,3	3.488	3260	4372	134,1	125,3	3,4	1,2
Kuwait	751	1448	736	50,8	98,0	2.840	4594	2390	52,0	84,2	1,8	3,2
Saudi Arabia	307	1551	560	36,1	182,4	641	3506	1367	39,0	213,3	1,1	2,4
Other Asian countries	2369	4732	3.693	78,0	155,9	5.102	12025	8181	68,0	160,3	6,3	2,2
Australia	402	1271	446	35,1	110,9	644	1969	879	44,6	136,5	0,7	2,0
New Zealand	28	111	45	40,5	160,7	47	188	78	41,5	166,0	0,1	1,7
Other countries of Oceania	37	37	34	91,9	91,9	77	54	91	168,5	118,2	0,1	2,7

\* preliminary data

\*\*data for the previous period are revised

### Tourist arrivals and nights by country of residence, October 2015

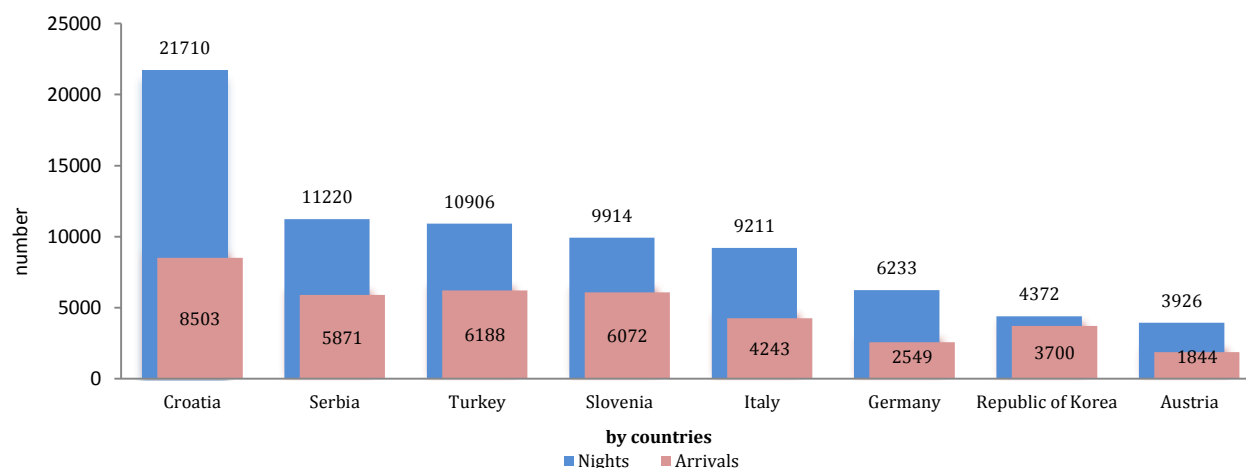


Table 3: Tourist arrivals and nights according to the classification of activities 1)

	Arrivals					Nights					X 2015
	X 2014	IX 2015**	X2015*	Indices	Indices	X 2014	IX 2015**	X2015*	Indices	Indices	Structure of nights %
				X 2015 IX 2015	X 2015 X 2014				X 2015 IX 2015	X 2015 X 2014	
<b>TOTAL</b>	<b>85.892</b>	<b>112.401</b>	<b>97.021</b>	<b>86,3</b>	<b>113,0</b>	<b>171.284</b>	<b>226.907</b>	<b>193.866</b>	<b>85,4</b>	<b>113,2</b>	<b>100,0</b>
Hotels and similar accommodation	83.165	106.847	92.301	86,4	111,0	162.790	212.025	181.002	85,4	111,2	93,4
Holiday and other short-stay accommodation	1.637	3.393	2.958	87,2	180,7	3.335	7.590	6.390	84,2	191,6	3,3
Camps and camping grounds	156	765	95	12,4	60,9	224	1.156	136	11,8	60,7	0,1
Other accommodation	934	1.396	1.667	119,4	178,5	4.935	6.136	6.338	103,3	128,4	3,3
<b>DOMESTIC TOURISTS</b>	<b>28.391</b>	<b>31.895</b>	<b>32.825</b>	<b>102,9</b>	<b>115,6</b>	<b>55.201</b>	<b>68.983</b>	<b>64.616</b>	<b>93,7</b>	<b>117,1</b>	<b>33,3</b>
Hotels and similar accommodation	27.008	30.029	30.691	102,2	113,6	50.344	62.806	58.003	92,4	115,2	29,9
Holiday and other short-stay accommodation	670	910	1.085	119,2	161,9	936	1.438	1.838	127,8	196,4	0,9
Camps and camping grounds	19	90	0	0,0	0,0	21	107	0	0,0	0,0	0,0
Other accommodation	694	866	1.049	121,1	151,2	3.900	4.632	4.775	103,1	122,4	2,5
<b>FOREIGN TOURISTS</b>	<b>57.501</b>	<b>80.506</b>	<b>64.196</b>	<b>79,7</b>	<b>111,6</b>	<b>116.083</b>	<b>157.924</b>	<b>129.250</b>	<b>81,8</b>	<b>111,3</b>	<b>66,7</b>
Hotels and similar accommodation	56.157	76.818	61.610	80,2	109,7	112.446	149.219	122.999	82,4	109,4	63,4
Holiday and other short-stay accommodation	967	2.483	1.873	75,4	193,7	2.399	6.152	4.552	74,0	189,7	2,3
Camps and camping grounds	137	675	95	14,1	69,3	203	1.049	136	13,0	67,0	0,1
Other accommodation	240	530	618	116,6	257,5	1.035	1.504	1.563	103,9	151,0	0,8

\* preliminary data

\*\*data for the previous period are revised

1) The Classification of Economic Activities of BiH 2010

## NOTES ON METHODOLOGY

### The purpose of the statistical survey

The purpose of the statistical survey is to monitor the tourist activity realised in commercial accommodation establishments and to provide internationally comparable BiH's statistics of tourism in accordance with current EU Regulations for the tourism statistics.

### Observation units

Observation units are all business entities /legal units which are, by the main activity, registered in accommodation activity (division 55 - KD BiH 2010), persons as well as households that rent accommodation establishments to tourists. For the purpose of the survey, Classification of Activities in Bosnia and Herzegovina - KD BiH 2010 was used, and it is fully compliant with the European Classification of Economic Activities - NACE Rev. 2.

### Coverage

Reporting units are all business entities (enterprises, entrepreneurs, institutions, associations etc.) and parts thereof engaged in providing accommodation services in tourism registered according to the CA BiH 2010 under section : 55.1 (hotels and similar accommodation), 55.2 (holiday and other short - stay accommodation), 55.3 (camps and camping grounds), 55.9 (other accommodation), health institutions for their facilities in which persons stay for medical rehabilitation (costs are on persons themselves), business entities and parts thereof engaged in tourist stay in rural households, houses, camps, apartments and rooms directly rented by private persons/households. Survey covers the entire territory of Bosnia and Herzegovina.

### Source and methods of data collection

Data on turnover of tourists (number of tourist arrivals and tourist nights) are collected from regular monthly report (TU-11 form). Reports are usually made on the basis of reception records in guest books, entities and their parts engaged in organising and arranging of tourists.

### Definitions

**Tourism** means the activity of visitors taking a trip to a main destination outside their usual environment for less than a year, for leisure, business or other personal purpose other than to be employed by a resident entity in the place visited.

**Tourist** is every person who, outside his place of permanent residence, spends one night in a hotel or some other accommodation facility for reasons of rest, recreation, health, study, sport, religion, family, business, public tasks or meeting.

**Residence** is a place where a person came with the intention of permanent stay. Tourist is registered in every place or establishment where he stays and, therefore, in case he/she changes the place or establishment, he/she must register again, which results in data ambiguity. Consequently, the statistics register the number of tourist arrivals and not the number of tourists.

**Domestic tourist** is a person with permanent residence in the BiH who spends at least one night in a hotel or some other accommodation establishment outside their place or residence.

**Foreign tourist** is every person with permanent residence outside in BiH who temporarily resides in BiH and who spends at least one night in a hotel or some other accommodation establishment.

### Symbols

- no occurrence

0,0 value not zero but less than 0,05 unit of measure use

---

Published and printed by the Agency for Statistics of the Bosnia and Herzegovina, 71000 Sarajevo, Zelenih beretki 26

Phone: +387 (33) 911 911 · Telefax: +387 (33) 220 622  
E-mail : bhas@bhas.ba · Web site: <http://www.bhas.ba>

Person responsible: Velimir Jukić, Director General

Prepared by: Azra Demirović

First Release data are also published on the Internet

---