



FIRST RELEASE



Users are kindly requested to mention the data source

YEAR IX

SARAJEVO, 20.07.2015.

NUMBER 5

Tourism Statistics

Tourism in BIH, May 2015

In May 2015 tourists realised 119.266 tourist arrivals in Bosnia and Hercegovina which represent the increase by 44.2% as compared to April 2015 and increase by 40.3% as compared to May 2014.

Tourists realised 230.791 tourist nights which represent the increase by 41.9% as compared to April 2015 and increase by 35.4% as compared to May 2014. Domestic tourists share of total number of overnight stays was 32.8% and foreign tourists share was 67.2%.

The number of domestic tourist nights increased by 40.2% as compared to April 2015 and increased by 35.6% as compared to May 2014. Foreign tourist nights were increased by 42.8% as compared to April 2015 and increased by 35.4% as compared to May 2014.

According to the type of accommodation facility the highest number of nights was recorded in Hotels and similar accommodation with share of 93.2%.

Concerning the structure of foreign tourist nights in May 2015, the most of them (55.5%) were realised by tourists from: Turkey (15.0%), Italy (10.4%), Serbia (9.4%), Croatia (8.5%), Slovenia (4.9%), Germany (3.9%), France (3.8%) and USA (3.5%). Tourists from other countries realised (44.5%) of tourist nights.

Regarding the average detention of foreign tourist stays in our country on the first place comes: South Africa with average stay by 4.0 nights, Cyprys and Iran by 3.4 nights ,Egypt by 3.3 nights and Kuwait with 3.2 nights.

Tourist nights by months, May 2014 - May 2015

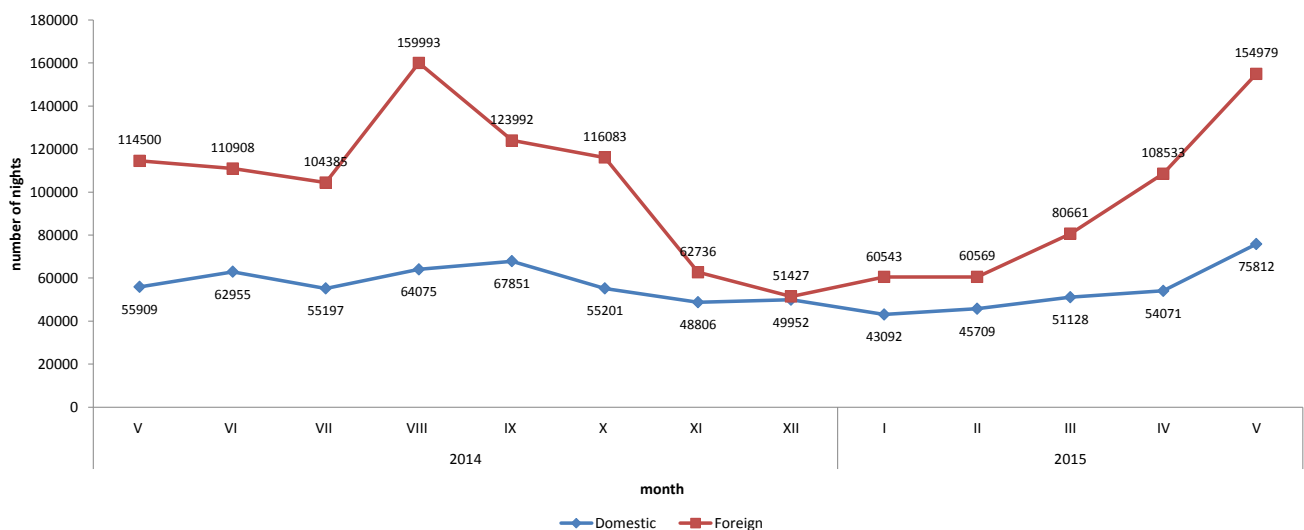


Table 1: Tourist arrivals and nights

	Arrivals					Nights					V 2015	
	V 2014	IV 2015**	V 2015*	Indeksi V 2015 IV 2015	Indeksi V 2015 V 2014	V 2014	IV 2015**	V 2015*	Indeksi V 2015 IV 2015	Indeksi V 2015 V 2014	Structure of nights %	Average number of nights by arrivals
TOTAL	85.034	82.698	119.266	144,2	140,3	170.409	162.604	230.791	141,9	135,4	100,0	1,9
Domestic tourists	27.163	27.696	37.690	136,1	138,8	55.909	54.071	75.812	140,2	135,6	32,8	2,0
Foreign tourists	57.871	55.002	81.576	148,3	141,0	114.500	108.533	154.979	142,8	135,4	67,2	1,9

* preliminary data

**data for the previous period are revised

Tourist arrivals by months, May 2014 - May 2015

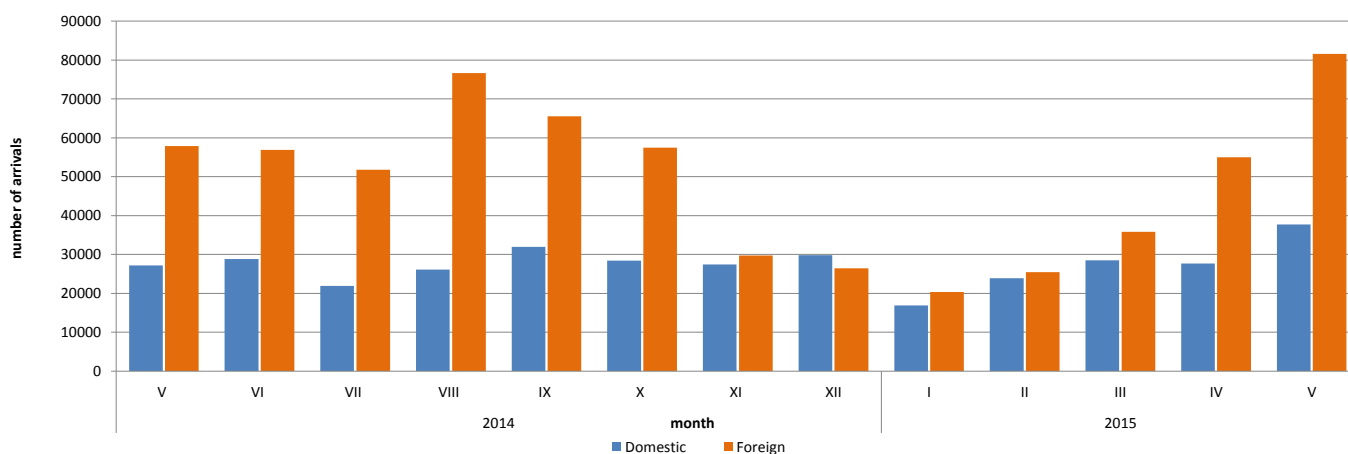


Table 2: Tourist arrivals and nights by country of residence

	Arrivals					Nights					V 2015	
	V 2014	IV 2015**	V 2015*	Indeksi V 2015 IV 2015	Indeksi V 2015 V 2014	V 2014	IV 2015**	V 2015*	Indeksi V 2015 IV 2015	Indeksi V 2015 V 2014	Structure of nights %	Average number of nights by arrivals
UKUPNO	57.871	55.002	81.576	148,3	141,0	114.500	108.533	154.979	142,8	135,4	100,0	1,9
Albania	381	288	267	92,7	70,1	685	557	437	78,5	63,8	0,3	1,6
Austria	2.054	1.880	2370	126,1	115,4	3.686	3.140	4.216	134,3	114,4	2,7	1,8
Belgium	307	315	364	115,6	118,6	650	462	931	201,5	143,2	0,6	2,6
Bulgaria	1.030	680	1041	153,1	101,1	1.474	936	1.389	148,4	94,2	0,9	1,3
Montenegro	801	865	1036	119,8	129,3	1.861	1.815	2.321	127,9	124,7	1,5	2,2
Czech Republic	292	192	575	299,5	196,9	543	388	868	223,7	159,9	0,6	1,5
Denmark	202	195	363	186,2	179,7	588	395	809	204,8	137,6	0,5	2,2
Estonia	36	12	30	250,0	83,3	130	20	69	345,0	53,1	0,0	2,3
Finland	268	170	327	192,4	122,0	434	305	641	210,2	147,7	0,4	2,0
France	1.530	740	2301	310,9	150,4	3.125	2.109	5.925	280,9	189,6	3,8	2,6
Greece	551	421	502	119,2	91,1	1.076	954	993	104,1	92,3	0,6	2,0
Netherlands	830	561	973	173,4	117,2	1.914	1.353	2.272	167,9	118,7	1,5	2,3
Croatia	5.503	7.246	7258	100,2	131,9	10.686	17.132	13.236	77,3	123,9	8,5	1,8
Ireland	247	443	444	100,2	179,8	838	1.217	1.154	94,8	137,7	0,7	2,6
Iceland	74	3	17	566,7	23,0	171	9	32	355,6	18,7	0,0	1,9
Italy	4.791	4.531	7042	155,4	147,0	11.889	10.441	16.120	154,4	135,6	10,4	2,3

* preliminary data

**data for the previous period are revised

(continued on next page)

	Arrivals					Nights					V 2015	
	V 2014	IV 2015**	V 2015*	Indeksi V 2015 IV 2015	Indeksi V 2015 V 2014	V 2014	IV 2015**	V 2015*	Indeksi V 2015 IV 2015	Indeksi V 2015 V 2014	Structure of nights %	Average number of nights by arrivals
Cyprus	28	15	27	180,0	96,4	83	20	93	465,0	112,0	0,1	3,4
Latvia	14	9	22	244,4	157,1	21	21	51	242,9	242,9	0,0	2,3
Lithuania	114	52	92	176,9	80,7	199	121	147	121,5	73,9	0,1	1,6
Luxembourg	21	22	28	127,3	133,3	31	32	48	150,0	154,8	0,0	1,7
Hungary	669	422	919	217,8	137,4	999	684	1.830	267,5	183,2	1,2	2,0
FYR of Macedonia	571	642	984	153,3	172,3	1.328	1.102	1.708	155,0	128,6	1,1	1,7
Malta	6	23	38	165,2	633,3	6	42	66	157,1	1100,0	0,0	1,7
Norway	482	328	422	128,7	87,6	1.019	636	999	157,1	98,0	0,6	2,4
Germany	2.445	2.200	2.961	134,6	121,1	5.095	4.552	5.986	131,5	117,5	3,9	2,0
Poland	2.087	965	2.029	210,3	97,2	3.516	1.801	3.666	203,6	104,3	2,4	1,8
Portugal	118	105	50	47,6	42,4	323	166	89	53,6	27,6	0,1	1,8
Romania	213	257	242	94,2	113,6	536	529	500	94,5	93,3	0,3	2,1
Russian Federation	331	298	432	145,0	130,5	771	534	873	163,5	113,2	0,6	2,0
Slovakia	132	332	283	85,2	214,4	248	663	535	80,7	215,7	0,3	1,9
Slovenia	3.896	4.362	5.101	116,9	130,9	6.589	7.071	7.662	108,4	116,3	4,9	1,5
Serbia	4.296	5.007	7.850	156,8	182,7	9.265	9.479	14.509	153,1	156,6	9,4	1,8
Spain	515	670	757	113,0	147,0	1.087	1.776	1.537	86,5	141,4	1,0	2,0
Switzerland (including Liechtenstein)	692	694	850	122,5	122,8	1.392	1.502	1.703	113,4	122,3	1,1	2,0
Sweden	940	535	692	129,3	73,6	1.773	1.177	1.535	130,4	86,6	1,0	2,2
Turkey	7.956	7.059	12.960	183,6	162,9	15.077	11.904	23.178	194,7	153,7	15,0	1,8
United Kingdom	861	645	854	132,4	99,2	2.181	1.483	2.219	149,6	101,7	1,4	2,6
Ukraine	74	90	208	231,1	281,1	170	190	468	246,3	275,3	0,3	2,3
Other European countries	161	133	450	338,3	279,5	367	268	1.342	500,7	365,7	0,9	3,0
Egypt	36	25	56	224,0	155,6	105	80	182	227,5	173,3	0,1	3,3
South Africa	18	9	12	133,3	66,7	53	38	48	126,3	90,6	0,0	4,0
Other African countries	54	38	113	297,4	209,3	150	91	256	281,3	170,7	0,2	2,3
Canada	345	192	629	327,6	182,3	575	395	1.069	270,6	185,9	0,7	1,7
USA	2.029	1406	2.546	181,1	125,5	5238	3.173	5.420	170,8	103,5	3,5	2,1
Other Northern American countries	86	35	40	114,3	46,5	139	65	93	143,1	66,9	0,1	2,3
Brazil	386	233	499	214,2	129,3	700	352	1.053	299,1	150,4	0,7	2,1
Other Southern and Central American countries	210	248	240	96,8	114,3	360	622	535	86,0	148,6	0,3	2,2
India	37	72	92	127,8	248,6	98	159	252	158,5	257,1	0,2	2,7
Iran	12	19	10	52,6	83,3	55	52	34	65,4	61,8	0,0	3,4
Israel	135	93	356	382,8	263,7	244	218	645	295,9	264,3	0,4	1,8
Japan	508	532	814	153,0	160,2	876	684	1.011	147,8	115,4	0,7	1,2
China	538	746	1.731	232,0	321,7	654	916	2.036	222,3	311,3	1,3	1,2
Republic of Korea	4.726	3662	4.837	132,1	102,3	5182	4.211	5.294	125,7	102,2	3,4	1,1
Kuwait	688	830	1.226	147,7	178,2	2934	2.627	3.876	147,5	132,1	2,5	3,2
Saudi Arabia	258	301	631	209,6	244,6	730	717	1.531	213,5	209,7	1,0	2,4
Other Asian countries	1.368	2815	3.684	130,9	269,3	2892	6.524	8.073	123,7	279,1	5,2	2,2
Australia	770	220	771	350,5	100,1	1432	408	1.201	294,4	83,9	0,8	1,6
New Zealand	95	29	97	334,5	102,1	117	63	150	238,1	128,2	0,1	1,5
Other countries of Oceania	53	90	31	34,4	58,5	140	152	63	41,4	45,0	0,0	2,0

* preliminary data

**data for the previous period are revised

Tourist arrivals and nights by country of residence, May 2015

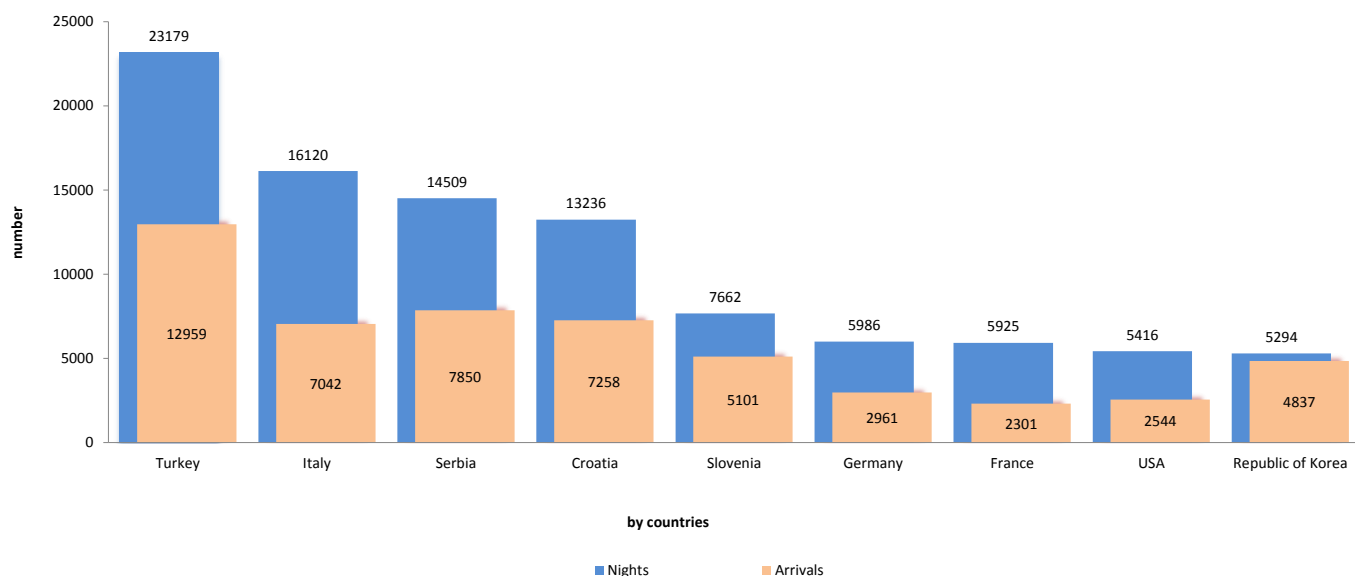


Table 3: Tourist arrivals and nights according to the classification of activities ¹⁾

	Arrivals					Nights					V 2015
	V 2014	IV 2015**	V 2015*	Indeksi V 2015 IV 2015	Indeksi V 2015 V 2014	V 2014	IV 2015**	V 2015*	Indeksi V 2015 IV 2015	Indeksi V 2015 V 2014	Structure of nights %
TOTAL	85.034	82.698	119.266	144,2	140,3	170.409	162.604	230.791	141,9	135,4	100,0
Hotels and similar accommodation	81.328	78.275	112.484	143,7	138,3	158.866	152.105	215.055	141,4	135,4	93,2
Holiday and other short-stay accommodation	2.092	2.966	3.839	129,4	183,5	5.376	5.559	7.745	139,3	144,1	3,4
Camps and camping grounds	804	346	1.269	366,8	157,8	1.151	531	1.752	329,9	152,2	0,8
Other accommodation	810	1.111	1.674	150,7	206,7	5.016	4.409	6.239	141,5	124,4	2,7
DOMESTIC TOURISTS	27.163	27.696	37.690	136,1	138,8	55.909	54.071	75.812	140,2	135,6	32,8
Hotels and similar accommodation	25.736	26.227	35.558	135,6	138,2	50.405	50.335	69.670	138,4	138,2	30,2
Holiday and other short-stay accommodation	732	916	978	106,8	133,6	1.034	1.319	1.420	107,7	137,3	0,6
Camps and camping grounds	20	14	155	1107,1	775,0	28	14	173	1235,7	617,9	0,1
Other accommodation	675	539	999	185,3	148,0	4.442	2.403	4.549	189,3	102,4	2,0
FOREIGN TOURISTS	57.871	55.002	81.576	148,3	141,0	114.500	108.533	154.979	142,8	135,4	67,2
Hotels and similar accommodation	55.592	52.048	76.926	147,8	138,4	108.461	101.770	145.385	142,9	134,0	63,0
Holiday and other short-stay accommodation	1.360	2.050	2861	139,6	210,4	4.342	4.240	6.325	149,2	145,7	2,7
Camps and camping grounds	784	332	1114	335,5	142,1	1.123	517	1.579	305,4	140,6	0,7
Other accommodation	135	572	675	118,0	500,0	574	2.006	1.690	84,2	294,4	0,7

* preliminary data

**data for the previous period are revised

1) The Classification of Economic Activities of BiH 2010

NOTES ON METHODOLOGY

The purpose of the statistical survey

The purpose of the statistical survey is to monitor the tourist activity realised in commercial accommodation establishments and to provide internationally comparable BiH's statistics of tourism in accordance with current EU Regulations for the tourism statistics.

Observation units

Observation units are all business entities /legal units which are, by the main activity, registered in accommodation activity (division 55 - KD BiH 2010), persons as well as households that rent accommodation establishments to tourists. For the purpose of the survey, Classification of Activities in Bosnia and Herzegovina - KD BiH 2010 was used, and it is fully compliant with the European Classification of Economic Activities - NACE Rev. 2.

Coverage

Reporting units are all business entities (enterprises, entrepreneurs, institutions, associations etc.) and parts thereof engaged in providing accommodation services in tourism registered according to the CA BiH 2010 under section : 55.1 (hotels and similar accommodation), 55.2 (holiday and other short - stay accommodation), 55.3 (camps and camping grounds), 55.9 (other accommodation), health institutions for their facilities in which persons stay for medical rehabilitation (costs are on persons themselves), business entities and parts thereof engaged in tourist stay in rural households, houses, camps, apartments and rooms directly rented by private persons/households.

Survey covers the entire territory of Bosnia and Herzegovina.

Source and methods of data collection

Data on turnover of tourists (number of tourist arrivals and tourist nights) are collected from regular monthly report (TU-11 form). Reports are usually made on the basis of reception records in guest books, entities and their parts engaged in organising and arranging of tourists.

Definitions

Tourism means the activity of visitors taking a trip to a main destination outside their usual environment for less than a year, for leisure, business or other personal purpose other than to be employed by a resident entity in the place visited.

Tourist is every person who, outside his place of permanent residence, spends one night in a hotel or some other accommodation facility for reasons of rest, recreation, health, study, sport, religion, family, business, public tasks or meeting.

Residence is a place where a person came with the intention of permanent stay. Tourist is registered in every place or establishment where he stays and, therefore, in case he/she changes the place or establishment, he/she must register again, which results in data ambiguity. Consequently, the statistics register the number of tourist arrivals and not the number of tourists.

Domestic tourist is a person with permanent residence in the BiH who spends at least one night in a hotel or some other accommodation establishment outside their place or residence.

Foreign tourist is every person with permanent residence outside in BiH who temporarily resides in BiH and who spends at least one night in a hotel or some other accommodation establishment.

Symbols

- no occurrence

0,0 value not zero but less than 0,05 unit of measure used

Published and printed by the Agency for Statistics of the Bosnia and Herzegovina, 71000 Sarajevo, Zelenih beretki 26

Phone: +387 (33) 911 911 · Telefax: +387 (33) 220 622
E-mail : bhas@bhas.ba · Web site: <http://www.bhas.ba>

Person responsible: Fadil Fatić, Deputy Director

Prepared by: Azra Demirović

First Release data are also published on the Internet
