



PRIOPĆENJE

FIRST RELEASE



Molimo korisnike da prilikom uporabe podataka obvezno navedu izvor
Users are kindly requested to mention the data source

GODINA/ YEAR I

SARAJEVO, 28.12. 2015

BROJ/ NUMBER 3

INFORMACIJSKO DRUŠTVO

INFORMATION SOCIETY

ELEKTRONIČKE KOMUNIKACIJE, treće tromjesečje 2015. ELECTRONIC COMMUNICATIONS, third quarter 2015.

Ukupan broj aktivnih fiksnih telefonskih linija dominantnih operatora u trećem kvartalu 2015-e godine iznosio je 717.273, što predstavlja pad od 10,2% u odnosu a treće tromjesečje 2014-e godine.

Total number of fixed telephone lines of dominant operators in the third quarter 2015 was 717.273 which represents a decrease of 10,2% compared to the third quarter 2014th year.

Ukupni odlazni promet fiksne telefonske mreže u trećem tromjesečju 2015-e godine iznosio je 512.782.196 minuta, što pokazuje pad od 8,9% u odnosu na treće tromjesečje 2014-e godine.

The total traffic of fixed telephone network in third quarter 2015 was 512.782.196 minutes which shows a decrease of 8,9% compared to third quarter 2014th.

Broj pretplatnika mobilne mreže u trećem tromjesečju 2015-e godine iznosio je 3.528.695 i bilježi porast od 1,3% u odnosu na treći tromjesečje 2014-e godine. Ukupni odlazni promet mobilne mreže u trećem tromjesečju 2015-e godine iznosio je 666.322.355 minuta, što pokazuje povećanje od 3,9% u odnosu na treće tromjesečje 2014-e godine.

Total mobile telephone subscribers in the third quarter 2015 was 3.528.695 which shows an increase of 1,3% compared to the third quarter 2014th year. The total traffic of mobile telephone network in the third quarter 2015 was 666.322.355 minutes which shows an increase of 3,9% compared to the third quarter 2014th.

Broj poslanih SMS poruka u trećem tromjesečju 2015-e godine manji je za 22,2%, dok je broj poslanih MMS poruka manji za 39,7% u odnosu na treće tromjesečje 2014-e godine.

Number of SMS messages sent in the third quarter 2015 year decreased by 22,2%, while the number of MMS messages sent decreased by 39,7% compared to the third quarter 2014th.

Ukupan broj internet priključaka putem fiksne mreže u trećem tromjesečju 2015-e godine iznosio je 624.686 i bilježi rast od 16,5% u odnosu na treće tromjesečje 2014-e godine

The total number of Internet connections via the fixed network in the third quarter of 2015 was 624.686 an increase of 16,5% compared to the third quarter of 2014.

1.FIKSNA TELEFONSKA MREŽA

Tabela 1.1 Fiksna telefonska mreža

Table. 1. 1. Fixed telephone network

| | II | III | II | III | III 2015 | III 2015 | |
|--|---------|---------|---------|---------|------------------|----------|---|
| | Kvartal | Kvartal | Kvartal | Kvartal | II2015 | III 2014 | |
| | 2014. | | 2015. | | Indeksi/Indicies | | |
| Ukupan broj aktivnih fiksnih telefonskih linija incumbent ¹ operatera | 813.989 | 798.975 | 744.936 | 717.273 | 96,3 | 89,8 | Total number of fixed telephone lines of incumbent ¹ operators |
| Broj novih operatera fiksne telefonije | 13 | 13 | 13 | 13 | 100 | 100 | The number of new fixed telephony operator |
| Ukupan broj vlastitih pretplatnika novih operatera | 55.320 | 59.689 | 77.950 | 76.623 | 98,3 | 128,4 | The total number of own subscribers to new operators |
| Ukupan broj pretplatnika alternativnih operatera sa indirektnim pristupom | 44.010 | 43.668 | 41.681 | 41.105 | 98,6 | 94,1 | Alternative operators - Number of Indirect Access Subscribers |
| Ukupan broj prenesenih brojeva | 14.068 | 16.242 | 25.776 | 29.246 | 113,5 | 180,1 | The total number of transferred fixed numbers |

Izvor podataka: Regulatorna agencija za komunikacije Bosne i Hercegovine (RAK BiH)
Data source: Communication Regulatory Agency of Bosnia and Herzegovina (CRA BiH)

Grafikon 1.1 Fiksna telefonska mreža- Ukupan broj aktivnih fiksnih telefonskih linija inkumbent operatera

Graph.1.1 Fixed telephone network- Total number of fixed telephone lines of incumbent operator

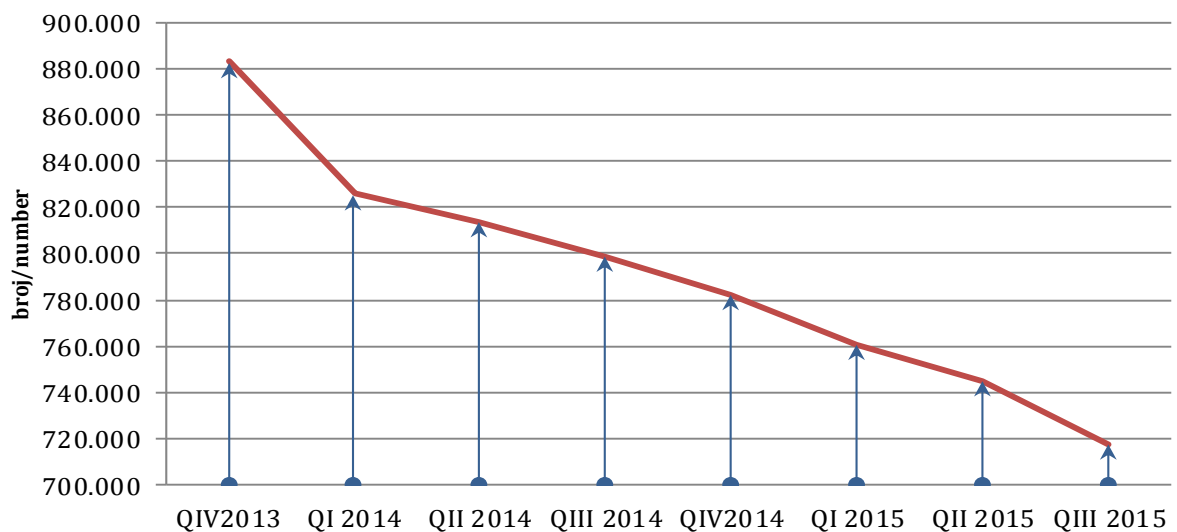


Tabela 1.2. Odlazni promet operatera fiksne telefonije

Table 1.2 Outgoing traffic fixed - line operator

| Odlazni prometj operatera u milionama minuta | II kvartal/ quarter | III kvartal/ quarter | I-III kvartal/ quarter | II kvartal/ quarter | III kvartal/ quarter | I-III kvartal/ quarter | Outgoing traffic operators in millions of minutes |
|---|------------------------|-------------------------|---------------------------|------------------------|-------------------------|---------------------------|---|
| | 2014. | | | 2015. | | | |
| Ukupno odlazni promet operatera fiksne telefonije | 586 | 563 | 1723 | 533 | 513 | 1603 | Outgoing total traffic fixed Networks operators |
| Ukupni domaći odlazni promet | 566 | 544 | 1676 | 517 | 497 | 1555 | Outgoing domestic traffic |
| Ukupni međunarodni odlazni telefonski promet | 19 | 19 | 56 | 16 | 16 | 48 | Interantional outgoing fixed telephone traffic |

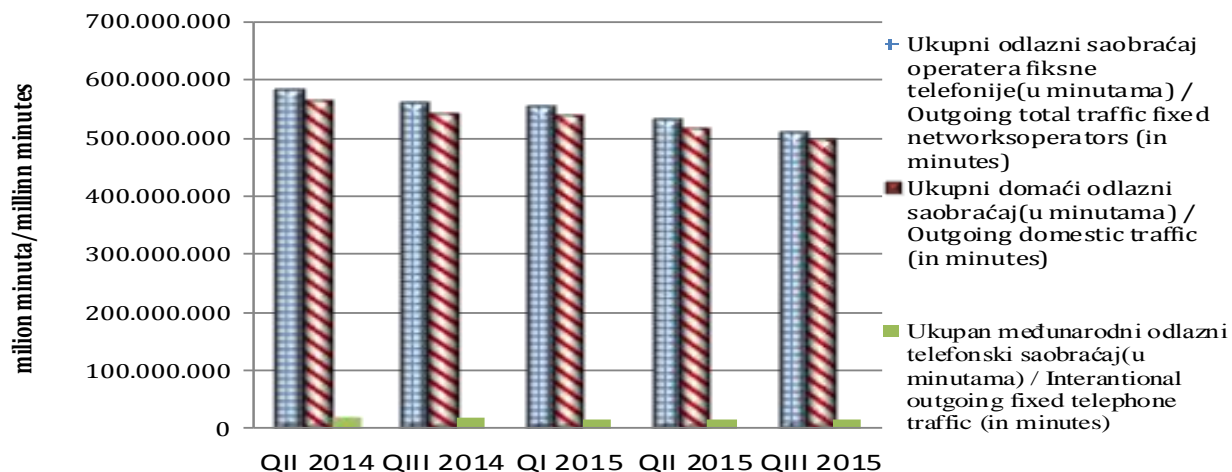
Izvor podataka: Regulatorna agencija za komunikacije Bosne i Hercegovine (RAK BiH)

Data source: Communication Regulatory Agency of Bosnia and Herzegovina (CRA BiH)

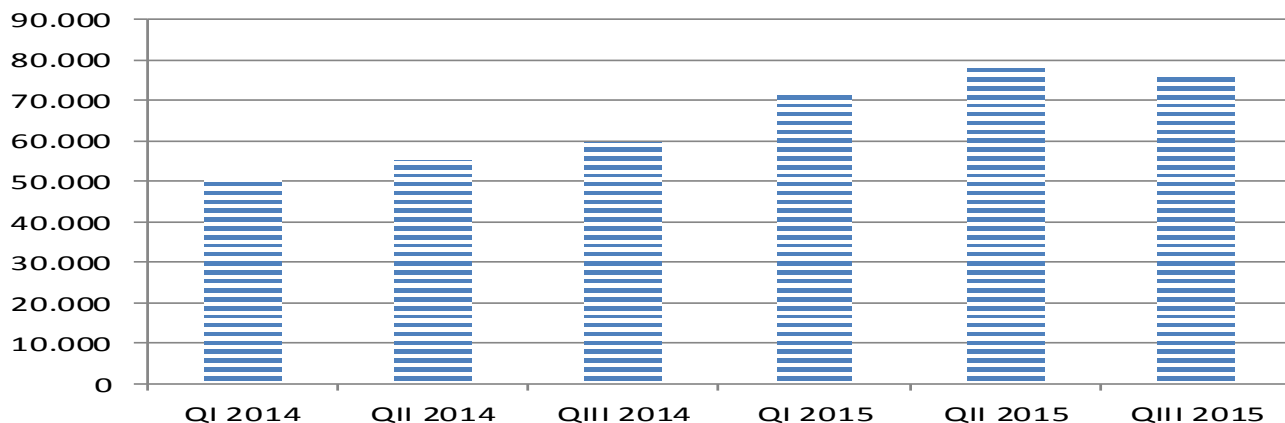
| Indeksi po indikatorima odlaznog prometa operatera fiksne telefonije | $\frac{\text{III 2015}}{\text{II 2015}}$ | $\frac{\text{III 2015}}{\text{III 2014}}$ | $\frac{\text{I - III 2015}}{\text{I - III 2014}}$ | Indicies by indicators outgoing traffic fixed-line operator |
|--|---|---|---|---|
| | Ukupno odlazni promet operatera fiksne telefonije | 96,1 | 91,1 | |
| Ukupni domaći odlazni prometj | 96,0 | 91,8 | 92,8 | Outgoing domestic traffic |
| Ukupni međunarodni odlazni telefonski prometj | 99,5 | 83,6 | 85,7 | Interantional outgoing fixed telephone traffic |

Grafikon 1.2. Promet ostvaren putem fiksne telefonske mreže

Graph.1.2 Traffic accomplished via fixed telephone network



Grafikon 1.3. Ukupan broj vlastitih pretplatnika novih operatera
Graph.1.3 Alternative operators- Total number of direct access subscriber



2. MOBILNA TELEFONSKA MREŽA

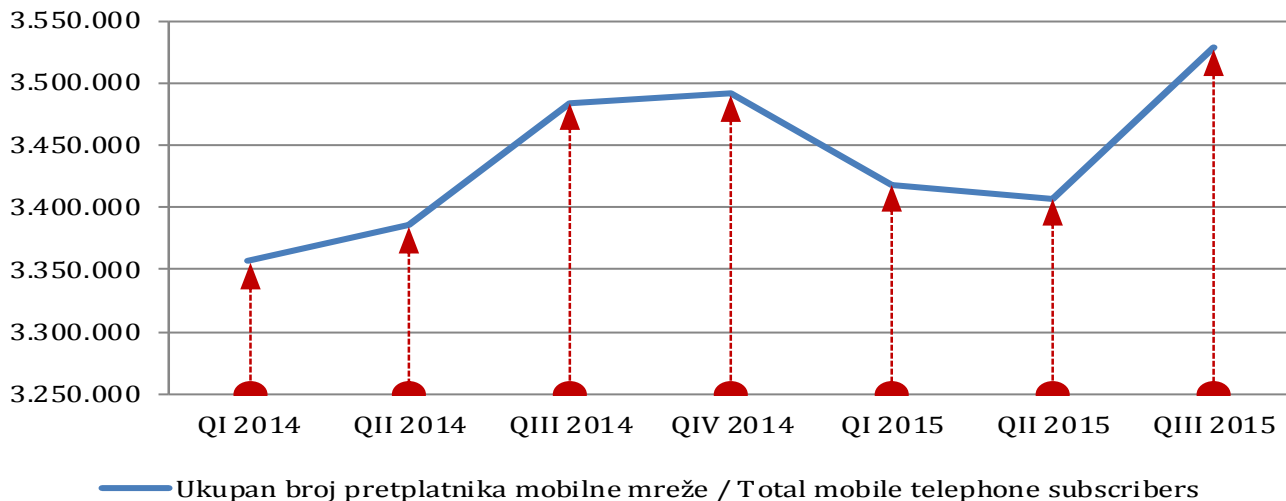
Tabela 2. Mobilna telefonska mreža
Table 2. Mobile telephone network

| | II | III | II | III | III 2015 | III 2015 | |
|--|-------------|-------------|-------------|-------------|------------------|----------|---|
| | Kvartal | Kvartal | Kvartal | Kvartal | II2015 | III 2014 | |
| | 2014. | | 2015. | | Indeksi/Indicies | | |
| Ukupan broj pretplatnika mobilne mreže | 3.385.277 | 3.483.874 | 3.407.144 | 3.528.695 | 103,6 | 101,3 | Total number mobile telephone subscribers |
| Penetracija mobilne telefonije | 88,11% | 90,68% | 88,68% | 91,85% | 103,6 | 101,3 | Penetration of mobile telephony |
| Ukupan broj prenesenih brojeva | 10.643 | 12.979 | 20.720 | 23.445 | 113,2 | 180,6 | The total number of transferred numbers |
| Ukupan odlazni saobraćaj operatora mobilne telefonije (minutama) | 694.721.751 | 641.434.744 | 685.074.191 | 666.322.355 | 97,3 | 103,9 | Total outgoing traffic of mobile operators (in minutes) |
| Broj poslatih SMS poruka | 363.124.176 | 343.546.769 | 266.311.828 | 267.381.327 | 100,4 | 77,8 | SMS sent |
| Broj poslatih MMS poruka | 575.427 | 532.333 | 316.360 | 321.245 | 101,5 | 60,3 | MMS sent |

Izvor podataka: Regulatorna agencija za komunikacije Bosne i Hercegovine (RAK BiH)
 Data source: Communication Regulatory Agency of Bosnia and Herzegovina (CRA BiH)

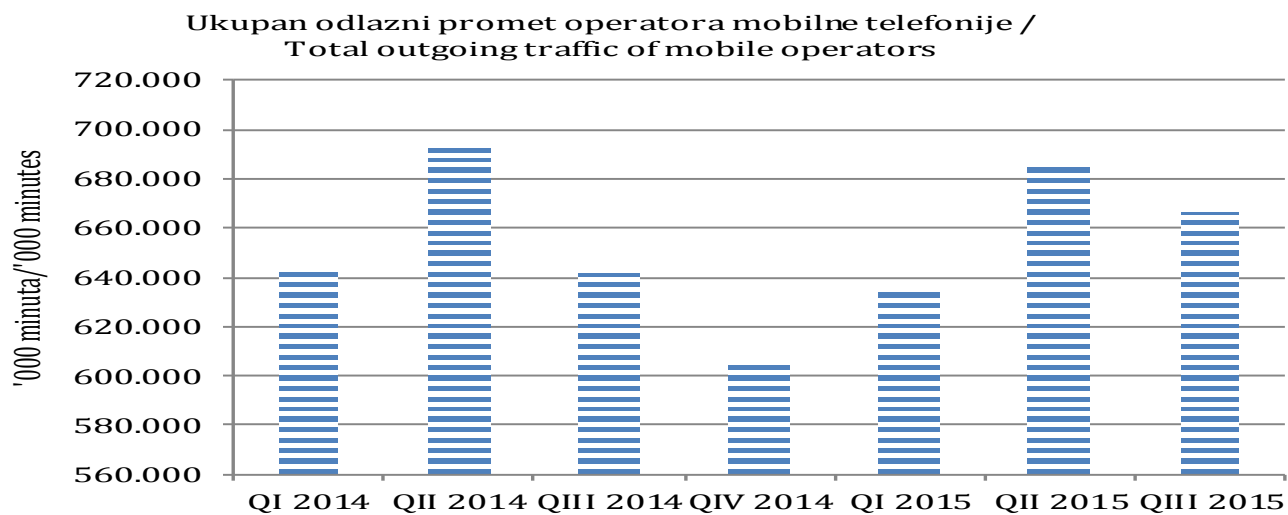
Grafikon 2.1. Broj pretplatnika mobilne mreže

Graph 2.1 Mobile telephone subscribers



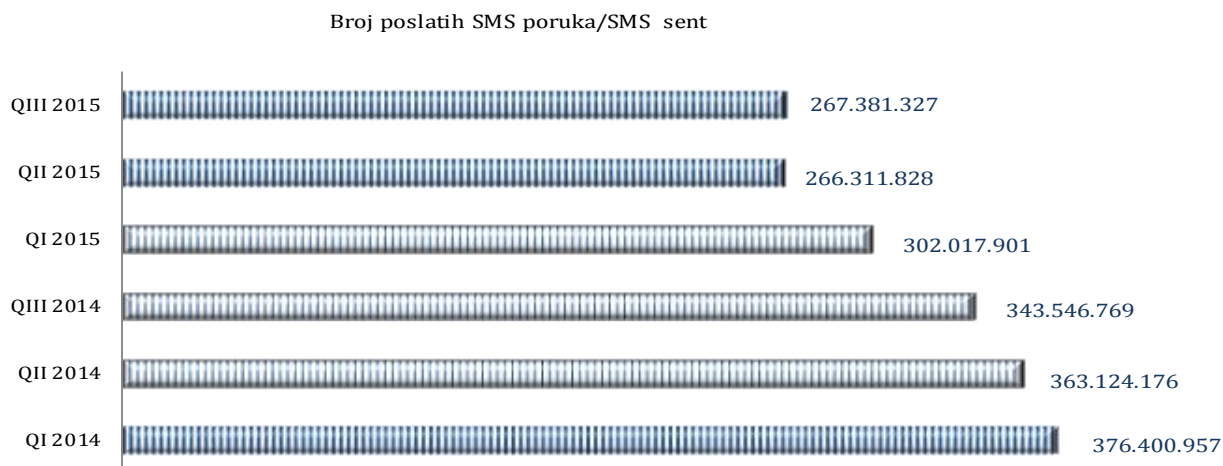
Grafikon 2.2. Odlazni saobraćaj mobilne telefonije

Graph 2.2 Outgoing traffic of mobile operators



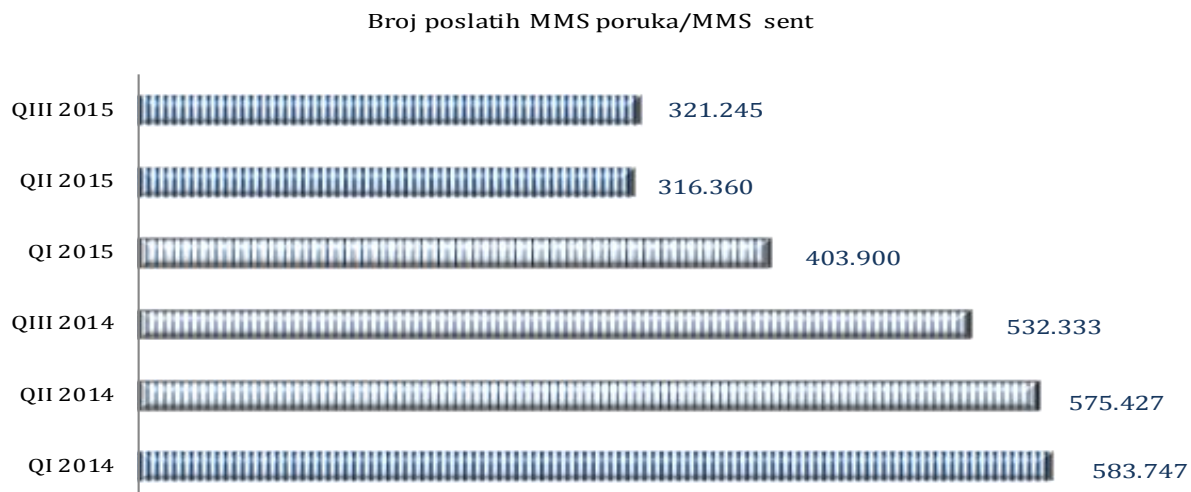
Grafikon 2.3. Broj poslatih SMS poruka

Graph 2.3. SMS sent

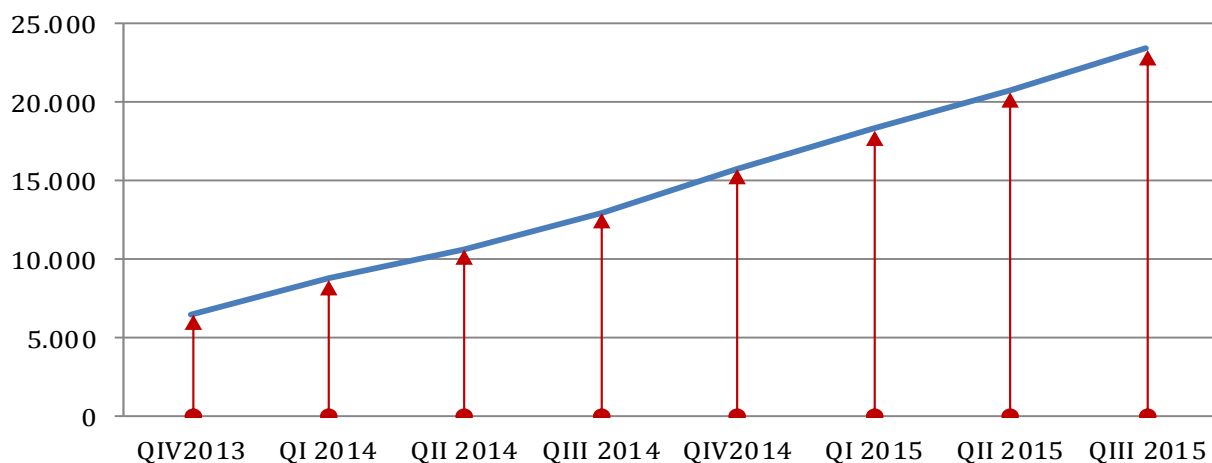


Grafikon 2.4. Broj poslatih MMS poruka

Graph 2.4. MMS sent



Grafikon 2.4. Ukupan broj prenesenih brojeva
Graph 2.4. The total number of transferred numbers



3. PRISTUP INTERNETU

Tabela 3. Pristup internetu
Table 3. Internet access

| | II | III | II * | III | III 2015 | III 2015 | |
|--|---------|---------|---------|---------|------------------|----------|--|
| | Kvartal | Kvartal | Kvartal | Kvartal | II2015 | III 2014 | |
| | 2014. | | 2015. | | Indeksi/Indicies | | |
| Ukupan broj priključaka širokopojasnog pristupa internetu putem fiksne mreže | 528.893 | 536.044 | 619.945 | 624.686 | 100,8 | 116,5 | Total number of broadband subscribers |
| Broj xDSL priključaka | 298.006 | 297.002 | 365.197 | 366.530 | 100,4 | 123,4 | Number of subscribers using xDSL connection |
| Broj priključaka putem kablovske mreže | 164.887 | 173.968 | 191.609 | 195.785 | 102,2 | 113,7 | Number of subscribers by cable network |
| Broj priključaka fiksni bežični pristup | 63.954 | 63.024 | 61.138 | 60.441 | 98,9 | 95,9 | Number of subscribers fixed wireless connection |
| Broj priključaka putem iznajmljene linije | 1.310 | 1.326 | 1.290 | 1.257 | 97,4 | 94,8 | Number of subscribers via leased lines |
| Broj priključaka FTTx | 325 | 357 | 432 | 417 | 96,5 | 116,8 | Number of subscribers via FTTx connection |
| Broj priključaka putem ostalih tehnologija | 411 | 367 | 279 | 256 | 91,8 | 69,8 | Number of subscribers using other technologies |
| Stopa penetracije korisnika interneta putem fiksne mreže | 58,83% | 59,52% | 67,53% | 68,74% | 101,8 | 115,5 | Penetration rate of Internet users via the fixed network |

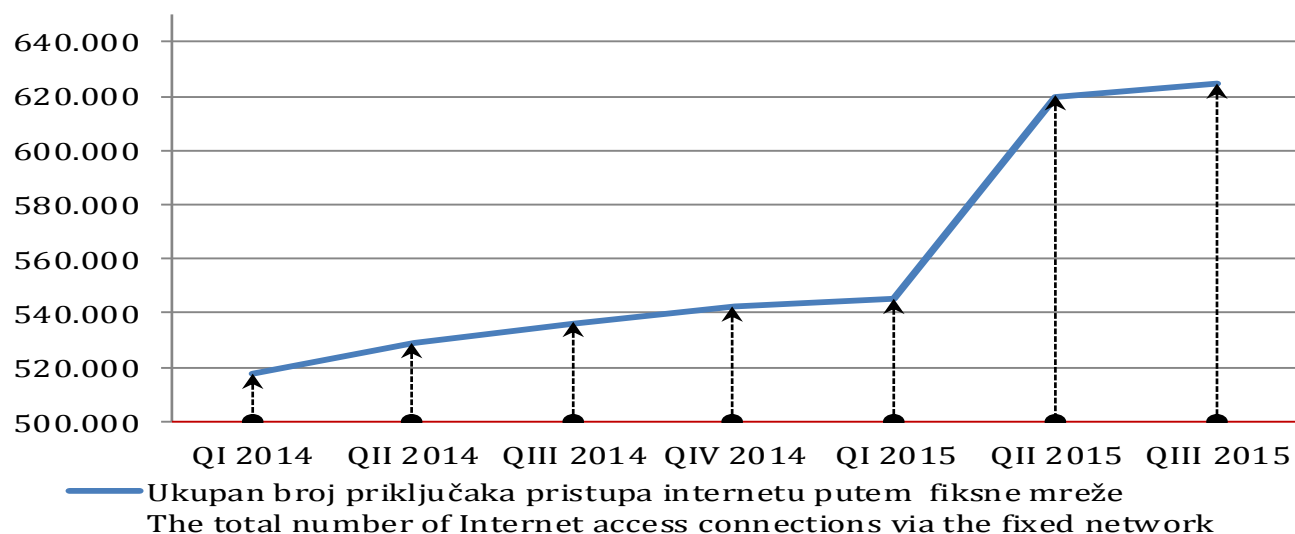
Izvor podataka: Regulatorna agencija za komunikacije Bosne i Hercegovine (RAK BiH)

Data source: Communication Regulatory Agency of Bosnia and Herzegovina (CRA BiH)

*Podaci korigovani u odnosu na objavljene podatke u statističkom saopćenju za II tromjesečje 2015.

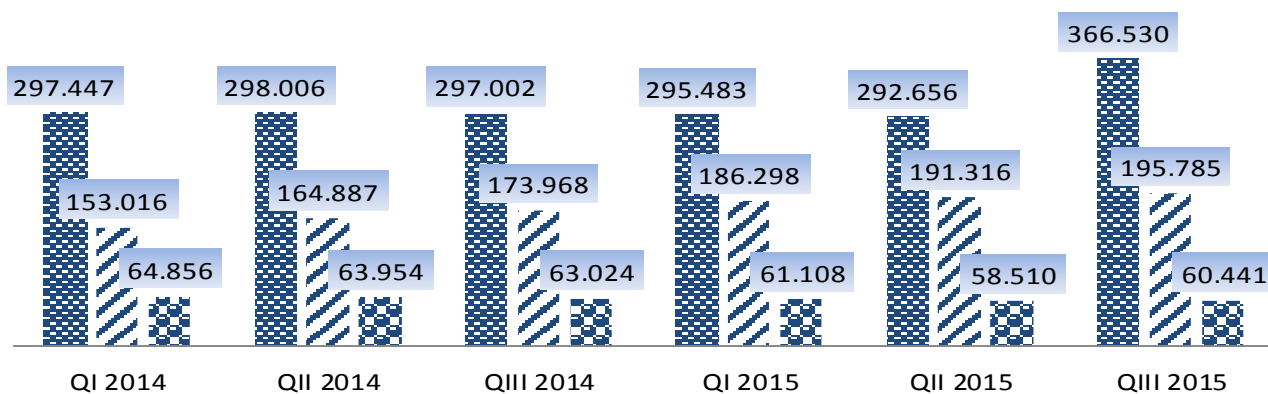
Grafikon 3.1 Ukupan broj priključaka pristupa internetu putem fiksne mreže

Graph 3.1 Number of broadband subscribers



Grafikon 3.2. Tip priključaka pristupa internetu putem fiksne mreže

Graph 3.2. Type connectors of Internet access connections via the fixed network



■ Broj xDSL priključaka/The number of subscribers using xDSL connection

▨ Broj priključaka putem kablovske mreže/Number of subscribers to cable network

▣ Broj priključaka fiksni bežični pristup/Number of subscribers to fixed wireless connection

METODOLOŠKA OBJAŠNENJA

Izvor prikupljanja podataka

Podaci o telekomunikacionim uslugama preuzeti su od Regulatorne agencije za komunikacije Bosne i Hercegovine (RAK BiH)

Obuhvat

Telekomunikacione usluge obuhvataju promet ostvaren u fiksnoj i mobilnoj mreži

Unutrašnji promet u fiksnoj ili mobilnoj mreži obuhvata ukupno ostvaren promet unutar vlastite fiksne ili mobilne mreže prema drugim fiksnim i mobilnim mrežama.

Međunarodni promet obuhvata ukupno ostvaren promet u fiksnim i mobilnim mrežama koji počinje unutar Bosne i Hercegovine i završava izvan Bosne i Hercegovine.

DEFINICIJE

Telekomunikaciona usluga je usluga prijenosa, odašiljanja ili primanja znakova, signala, pisanog teksta, slika, govora i zvukova ili saopćenja bilo koje prirode koja se pruža žičnim, svjetlosnim, bežičnim ili drugim elektromagnetskim sustavima uključujući omogućavanje upotrebe tih sustava kao cjeline ili djelomično davanjem u najam, prodajom ili na neki drugi način.

Priključak je fizička mrežna priključna točka preko koje korisnik pristupa javnoj komunikacionoj mreži, a uključuje sve tehničke načine pristupa, kao što su PSTN, ISDN, xDSL i sl

Preneseni brojevi su telefonski brojevi koji su preneseni u druge mreže.

FTTx je pristup širokopojasnim internet uslugama realizovan putem optičkog vlakna.

xDSL (Digitalna Pretplatnička Linija) je širokopojasni pristup internet uslugama realizovan putem upredene bakarne parice. Tu spadaju širokopojasne tehnologije kao što su ADSL, VDSL, HDSL, SDSL, itd

Utrošene minute u fiksnoj i mobilnoj mreži obuhvataju ukupni promet ostvaren u unutarnjem i međunarodnom prometu izražen u jedinici vremena – minutama

Fiksna mreža je telekomunikaciona mreža kod koje je međusobna povezanost svih elemenata ostvarena žično.

Mobilna mreža je telekomunikaciona mreža kod koje je međusobna povezanost nekih elemenata ostvarena bežično i time se omogućava uspostavljanje veza i u uslovima fizičkoga kretanja korisnika usluga te mreže.

SMS poruke (Short Message Service) su kratke tekstualne poruke

MMS poruke (Multimedia Messaging Service) su poruke koje uključuju i multimedijalne sadržaje (npr. slike, muzika).

NOTES ON METHODOLOGY

Sources of data collection

Data on telecommunication services were picked up from Communication Regulatory Agency of Bosnia and Herzegovina (CRA BiH).

Coverage

Telecommunication services include traffic realized in fixed and mobile telephone network.

The domestic traffic in fixed and mobile network includes the total traffic realized in the own fixed and mobile network, the traffic directed to other fixed and mobile networks.

The international traffic includes the total traffic realized in the fixed and mobile network that starts within and ends outside the Bosnia and Herzegovina.

DEFINITIONS

Telecommunication service is a service of transfer, transmission or reception of signs, written text, pictures, speech, sounds or releasing of any kind rendered through wire, light, wireless or other electromagnetic systems, including the possibility of using those systems either as a whole or in part, through renting, sale or some other way.

Connection is a physical network connection point through which users access to a public communications network, and includes all the technical means of access such as PSTN, ISDN, xDSL, etc..

Ported numbers are phone numbers that have been transferred to other networks.

FTTx has access to broadband internet services realized through optical fibers.

xDSL (Digital Subscriber Line) is a broadband internet services realized via twisted copper pairs. These include broadband technologies such as ADSL, VDSL, HDSL, SDSL, etc.

Minutes spent in the fixed and mobile telephone network include the total traffic realized in the domestic and international traffic and measured by time units – minutes.

Fixed network is telecommunication network in which all elements are connected by using wires.

Mobile network is a telecommunication network in which some elements are not connected by using wires. In that way, a connection is possible even when users are physically moving.

SMS messages (Short Message Service) are short text messages.

MMS messages (Multimedia Messaging Service) are messages which include multimedia services (pictures, music).

Izdaje i štampa Agencija za statistiku Bosne i Hercegovine, 71000 Sarajevo, Zelenih beretki 26
Published and printed by the Agency for Statistics of the Bosnia and Herzegovina, 71000 Sarajevo, Zelenih beretki 26

Telefon/Phone: +387 (33) 911 911 · Telefaks/Telefax: +387 (33) 220 622
Elektronska pošta/E-mail : bhas@bhas.ba · Internetska stranica/Web site: <http://www.bhas.ba>

Odgovara direktor Velimir Jukić
Person responsible: Velimir Jukić Director

Priopćenje priredio: Dragan Jovović
Prepared by: Dragan Jovović

Podaci iz ovog priopćenja objavljuju se i na internetu
First Release data are also published on the Internet
