



SAOPŠTENJE

FIRST RELEASE



Molimo korisnike da prilikom upotrebe podataka obavezno navedu izvor
Users are kindly requested to mention the data source

GODINA/ YEAR I

SARAJEVO, 28.12. 2015

BROJ/ NUMBER 3

INFORMACIJSKO DRUŠTVO

INFORMATION SOCIETY

ELEKTRONSKE KOMUNIKACIJE, treći kvartal 2015. ELECTRONIC COMMUNICATIONS, third quarter 2015.

Ukupan broj aktivnih fiksnih telefonskih linija dominantnih operatora u trećem kvartalu 2015-e godine iznosio je 717.273, što predstavlja pad od 10,2% u odnosu na treći kvartal 2014-e godine.

Total number of fixed telephone lines of dominant operators in the third quarter 2015 was 717.273 which represents a decrease of 10,2% compared to the third quarter 2014th.

Ukupni odlazni saobraćaj fiksne telefonske mreže u trećem kvartalu 2015-e godine iznosio je 512.782.196 minuta, što pokazuje pad od 8,9% u odnosu na treći kvartal 2014-e godine.

The total traffic of fixed telephone network in third quarter 2015 was 512.782.196 minutes which shows a decrease of 8,9% compared to third quarter 2014th.

Broj pretplatnika mobilne mreže u trećem kvartalu 2015-e godine iznosio je 3.528.695 i bilježi porast od 1,3% u odnosu na treći kvartal 2014-e godine. Ukupni odlazni saobraćaj mobilne mreže u trećem kvartalu 2015-e godine iznosio je 666.322.355 minuta, što pokazuje povećanje od 3,9% u odnosu na treći kvartal 2014-e godine.

Total mobile telephone subscribers in the third quarter 2015 was 3.528.695 which shows an increase of 1,3% compared to the third quarter 2014th year. The total traffic of mobile telephone network in the third quarter 2015 was 666.322.355 minutes which shows an increase of 3,9% compared to the third quarter 2014th year.

Broj poslanih SMS poruka u trećem kvartalu 2015-e godine manji je za 22,2%, dok je broj poslanih MMS poruka manji za 39,7% u odnosu na treći kvartal 2014-e godine.

Number of SMS messages sent in the third quarter 2015 decreased by 22,2%, while the number of MMS messages sent decreased by 39,7% compared to the third quarter 2014th.

Ukupan broj internet priključaka putem fiksne mreže u trećem kvartalu 2015-e godine iznosio je 624.686 i bilježi rast od 16,5% u odnosu na treći kvartal 2014-e godine

The total number of Internet connections via the fixed network in the third quarter of 2015 was 624.686 an increase of 16,5% compared to the third quarter of 2014.

1.FIKSNA TELEFONSKA MREŽA

Tabela 1.1 Fiksna telefonska mreža

Table. 1. 1. Fixed telephone network

	II	III	II	III	III 2015	III 2015	
	Kvartal	Kvartal	Kvartal	Kvartal	II2015	III 2014	
	2014.		2015.		Indeksi/Indicies		
Ukupan broj aktivnih fiksnih telefonskih linija incumbent ¹ operatera	813.989	798.975	744.936	717.273	96,3	89,8	Total number of fixed telephone lines of incumbenm ¹ operators
Broj novih operatera fiksne telefonije	13	13	13	13	100	100	The number of new fixed telephony operator
Ukupan broj vlastitih pretplatnika novih operatera	55.320	59.689	77.950	76.623	98,3	128,4	The total number of own subscribers to new operators
Ukupan broj pretplatnika alternativnih operatera sa indirektnim pristupom	44.010	43.668	41.681	41.105	98,6	94,1	Alternative operators - Number of Indirect Access Subscribers
Ukupan broj prenesenih brojeva	14.068	16.242	25.776	29.246	113,5	180,1	The total number of transferred fixed numbers

Izvor podataka: Regulatorna agencija za komunikacije Bosne i Hercegovine (RAK BiH)

Data source: Communication Regulatory Agency of Bosnia and Herzegovina (CRA BiH)

Grafikon 1.1 Fiksna telefonska mreža- Ukupan broj aktivnih fiksnih telefonskih linija inkumbent operatera

Graph 1.1 Fixed telephone network- Total number of fixed telephone lines of incumbent operator

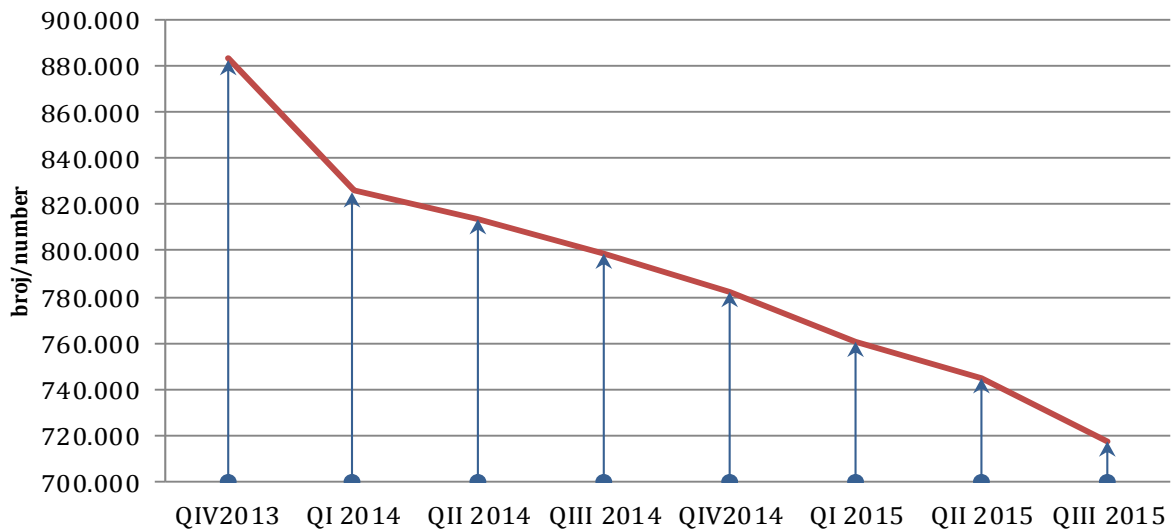


Tabela 1.2. Odlazni saobraćaj operatera fiksne telefonije

Table 1.2 Outgoing traffic fixed - line operator

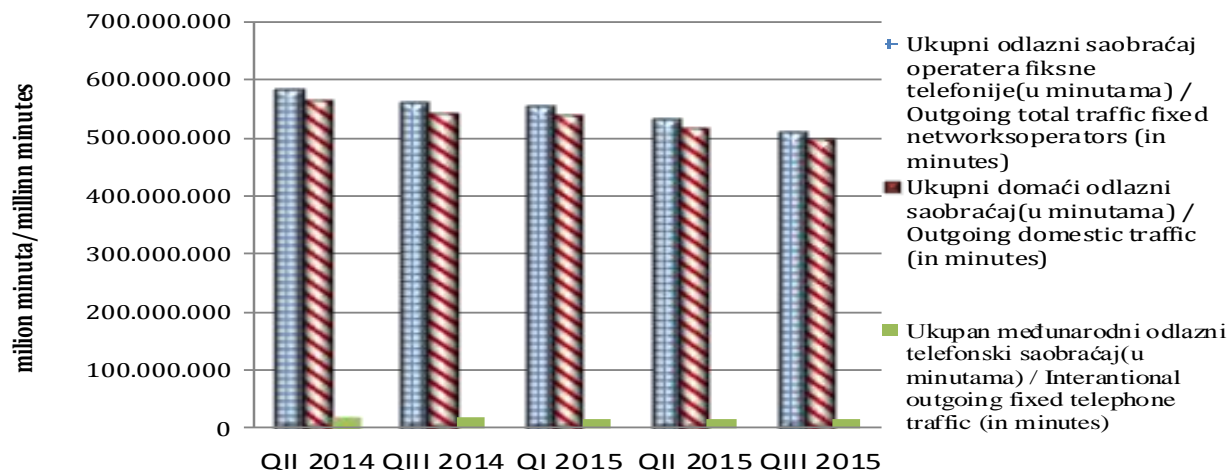
Odlazni saobraćaj operatera u milionama minuta	II kvartal/ quarter	III kvartal/ quarter	I-III kvartal/ quarter	II kvartal/ quarter	III kvartal/ quarter	I-III kvartal/ quarter	Outgoing traffic operators in millions of minutes
	2014.			2015.			
Ukupno odlazni saobraćaj operatera fiksne telefonije	586	563	1723	533	513	1603	Outgoing total traffic fixed Networks operators
Ukupni domaći odlazni saobraćaj	566	544	1676	517	497	1555	Outgoing domestic traffic
Ukupni međunarodni odlazni telefonski saobraćaj	19	19	56	16	16	48	Interantional outgoing fixed telephone traffic

Izvor podataka: Regulatorna agencija za komunikacije Bosne i Hercegovine (RAK BiH)
Data source: Communication Regulatory Agency of Bosnia and Herzegovina (CRA BiH)

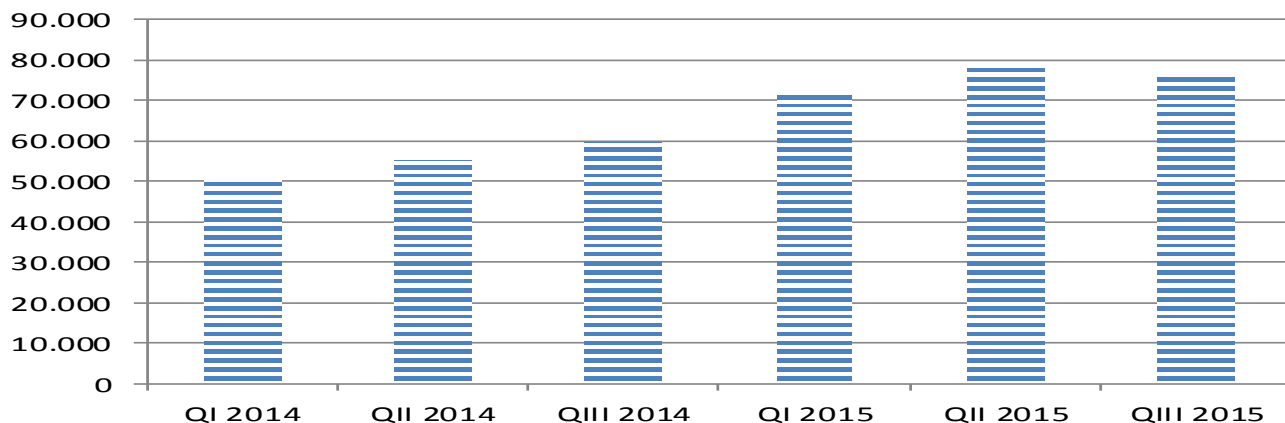
Indeksi po indikatorima odlaznog saobraćaja operatera fiksne telefonije	$\frac{\text{III 2015}}{\text{II 2015}}$	$\frac{\text{III 2015}}{\text{III 2014}}$	$\frac{\text{I - III 2015}}{\text{I - III 2014}}$	Indicies by indicators outgoing traffic fixed-line operator
	Ukupno odlazni saobraćaj operatera fiksne telefonije	96,1	91,1	
Ukupni domaći odlazni saobraćaj	96,0	91,8	92,8	Outgoing domestic traffic
Ukupni međunarodni odlazni telefonski saobraćaj	99,5	83,6	85,7	Interantional outgoing fixed telephone traffic

Grafikon 1.2. Saobraćaj ostvaren putem fiksne telefonske mreže

Graph 1.2 Traffic accomplished via fixed telephone network



Grafikon 1.3. Ukupan broj vlastitih pretplatnika novih operatera
Graph 1.3 Alternative operators- Total number of direct access subscriber



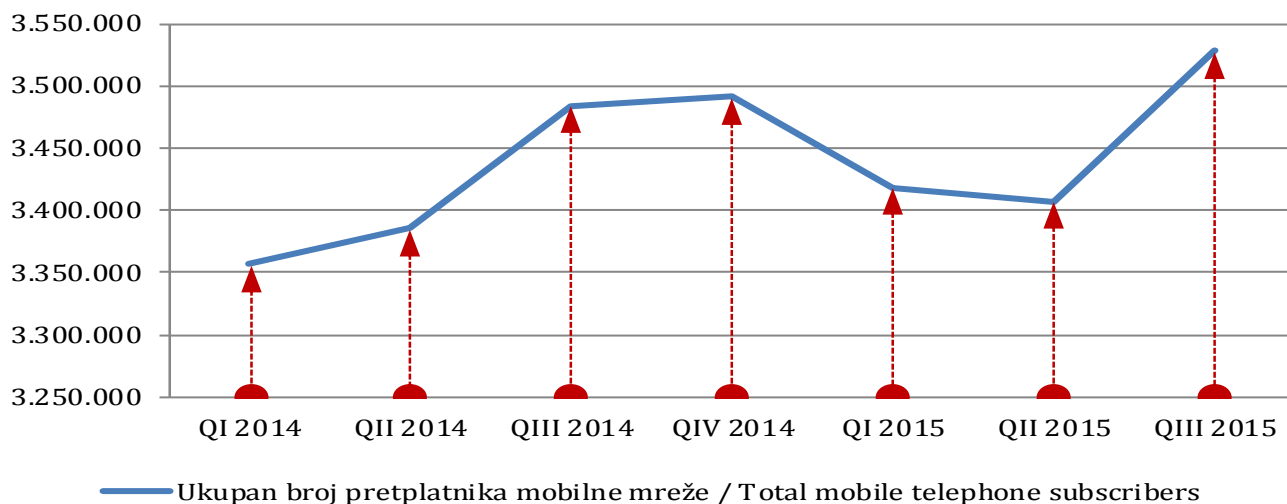
2. MOBILNA TELEFONSKA MREŽA

Tabela 2. Mobilna telefonska mreža
Table 2. Mobile telephone network

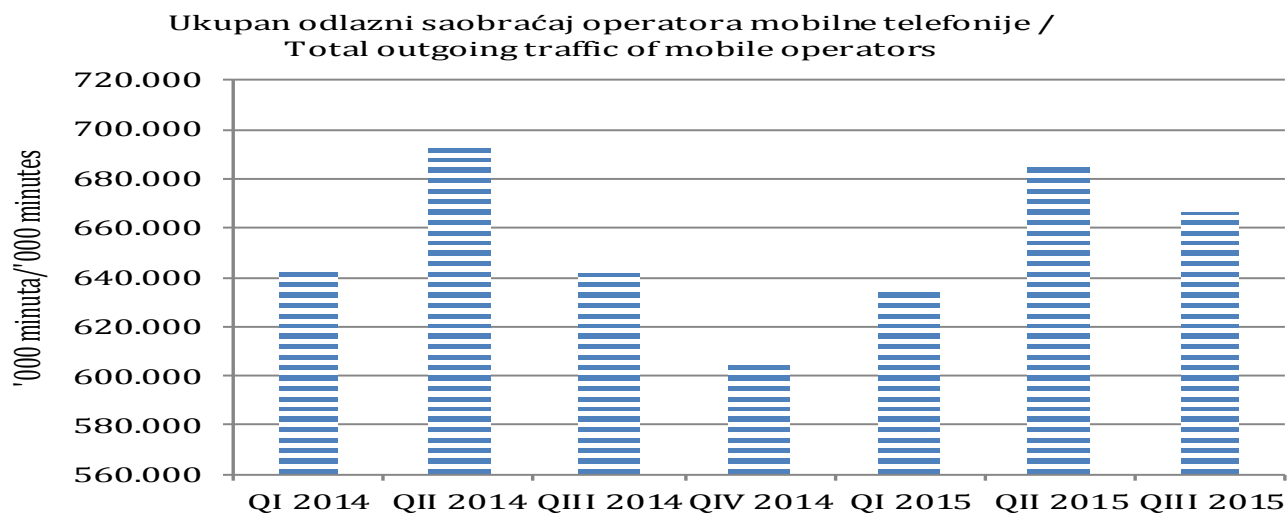
	II	III	II	III	III 2015	III 2015	
	Kvartal	Kvartal	Kvartal	Kvartal	II2015	III 2014	
	2014.		2015.		Indeksi/Indicies		
Ukupan broj pretplatnika mobilne mreže	3.385.277	3.483.874	3.407.144	3.528.695	103,6	101,3	Total number mobile telephone subscribers
Penetracija mobilne telefonije	88,11%	90,68%	88,68%	91,85%	103,6	101,3	Penetration of mobile telephony
Ukupan broj prenesenih brojeva	10.643	12.979	20.720	23.445	113,2	180,6	The total number of transferred numbers
Ukupan odlazni saobraćaj operatora mobilne telefonije (minutama)	694.721.751	641.434.744	685.074.191	666.322.355	97,3	103,9	Total outgoing traffic of mobile operators (in minutes)
Broj poslatih SMS poruka	363.124.176	343.546.769	266.311.828	267.381.327	100,4	77,8	SMS sent
Broj poslatih MMS poruka	575.427	532.333	316.360	321.245	101,5	60,3	MMS sent

Izvor podataka: Regulatorna agencija za komunikacije Bosne i Hercegovine (RAK BiH)
 Data source: Communication Regulatory Agency of Bosnia and Herzegovina (CRA BiH)

Grafikon 2.1. Broj pretplatnika mobilne mreže
Graph.2.1 Mobile telephone subscribers

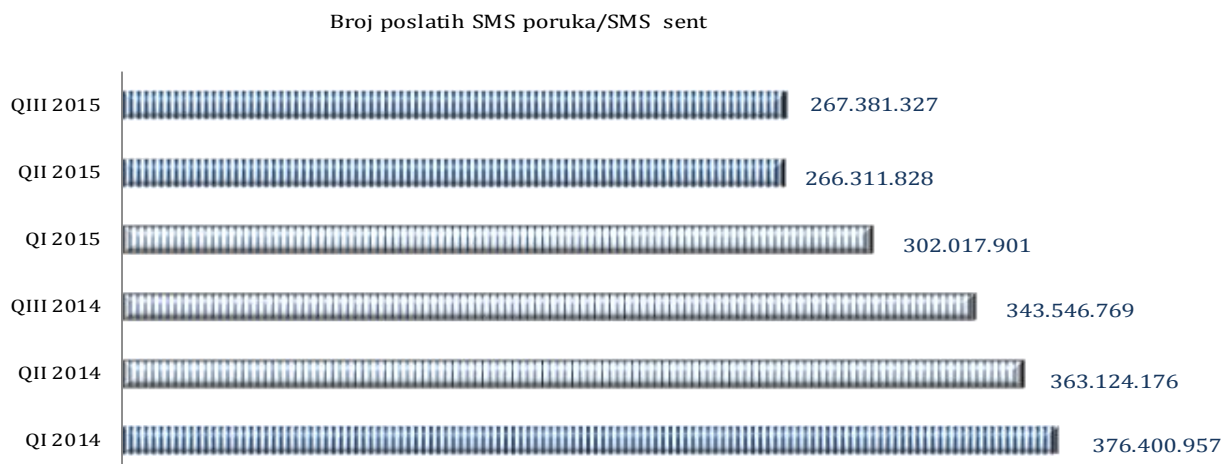


Grafikon 2.2. Odlazni saobraćaj mobilne telefonije
Graph.2.2 Outgoing traffic of mobile operators



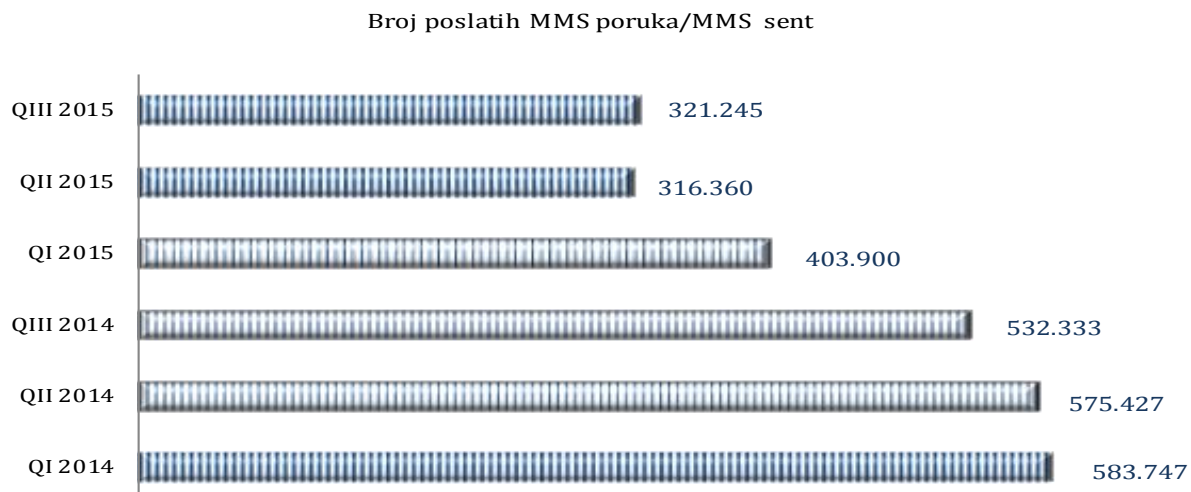
Grafikon 2.3. Broj poslatih SMS poruka

Graph.2.3. SMS sent

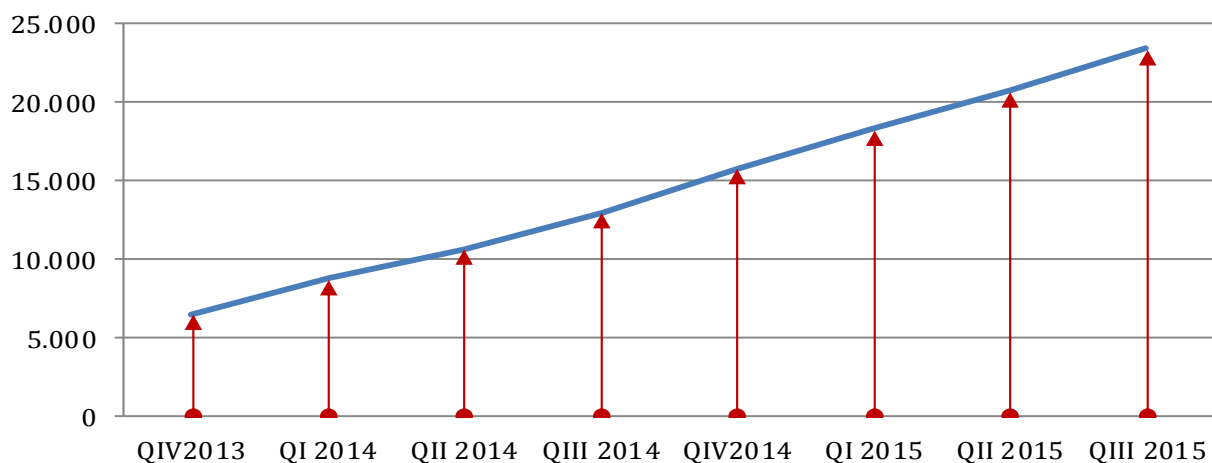


Grafikon 2.4. Broj poslatih MMS poruka

Graph.2.4. MMS sent



Grafikon 2.4. Ukupan broj prenesenih brojeva
Graph.2.4. The total number of transferred numbers



3. PRISTUP INTERNETU

Tabela 3. Pristup internetu
Table 3. Internet access

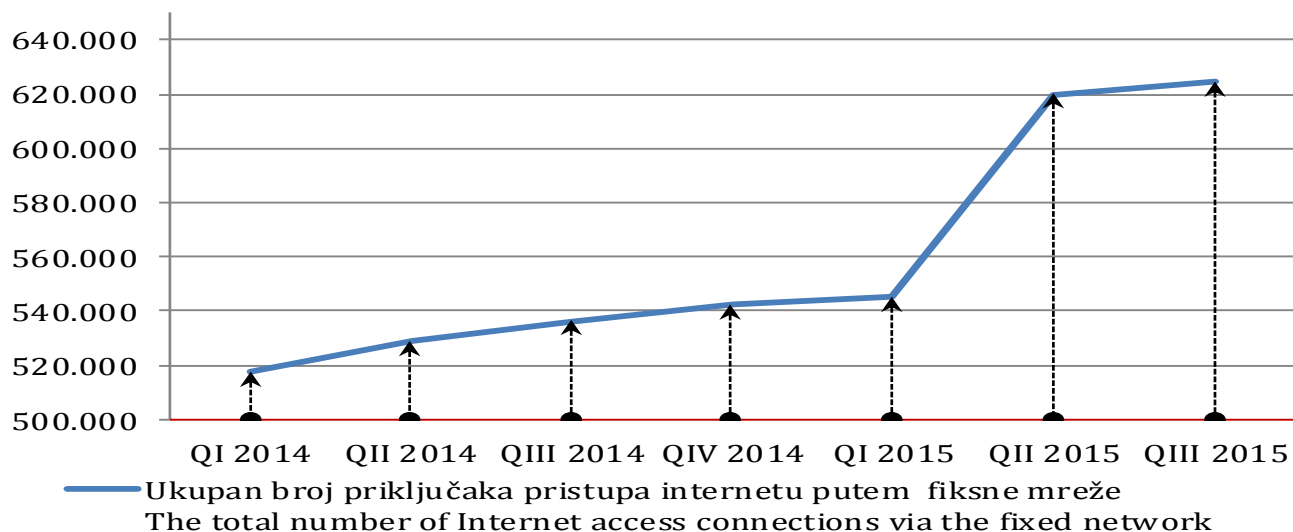
	II	III	II *	III	III 2015	III 2015	
	Kvartal	Kvartal	Kvartal	Kvartal	II2015	III 2014	
	2014.		2015.		Indeksi/Indicies		
Ukupan broj priključaka širokopolasnog pristupa internetu putem fiksne mreže	528.893	536.044	619.945	624.686	100,8	116,5	Total number of broadband subscribers
Broj xDSL priključaka	298.006	297.002	365.197	366.530	100,4	123,4	Number of subscribers using xDSL connection
Broj priključaka putem kablovske mreže	164.887	173.968	191.609	195.785	102,2	113,7	Number of subscribers by cable network
Broj priključaka fiksni bežični pristup	63.954	63.024	61.138	60.441	98,9	95,9	Number of subscribers fixed wireless connection
Broj priključaka putem iznajmljene linije	1.310	1.326	1.290	1.257	97,4	94,8	Number of subscribers via leased lines
Broj priključaka FTTx	325	357	432	417	96,5	116,8	Number of subscribers via FTTx connection
Broj priključaka putem ostalih tehnologija	411	367	279	256	91,8	69,8	Number of subscribers using other technologies
Stopa penetracije korisnika interneta putem fiksne mreže	58,83%	59,52%	67,53%	68,74%	101,8	115,5	Penetration rate of Internet users via the fixed network

Izvor podataka: Regulatorna agencija za komunikacije Bosne i Hercegovine (RAK BiH)

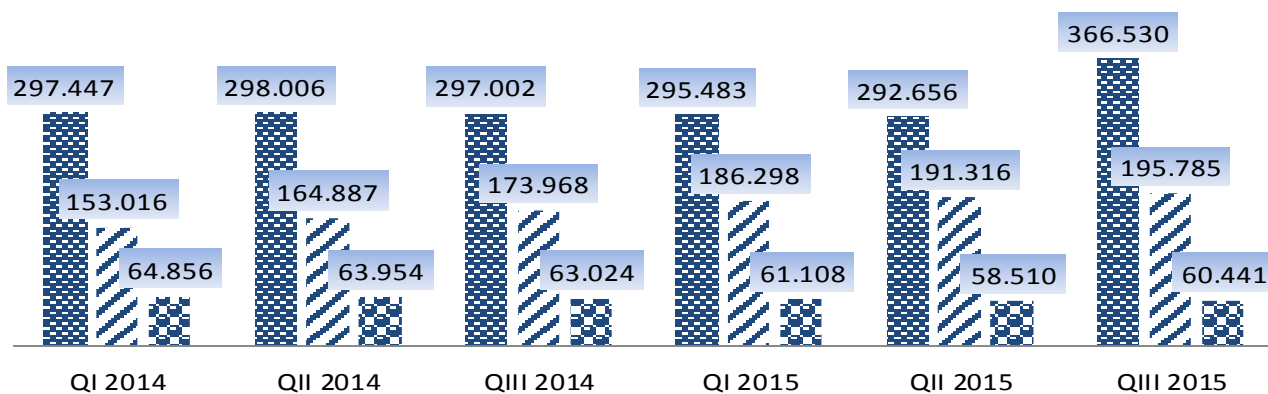
Data source: Communication Regulatory Agency of Bosnia and Herzegovina (CRA BiH)

*Podaci korigovani u odnosu na objavljene podatke u statističkom saopštenju za II kvartal 2015.

Grafikon 3.1 Ukupan broj priključaka pristupa internetu putem fiksne mreže
 Graph 3.1 Number of broadband subscribers



Grafikon 3.2. Tip priključaka pristupa internetu putem fiksne mreže
 Graph 3.2. Type connectors of Internet access connections via the fixed network



- Broj xDSL priključaka / Number of subscribers using xDSL connection
- ▨ Broj priključaka putem kablovske mreže / Number of subscribers to cable network
- ▩ Broj priključaka fiksni bežični pristup / Number of subscribers to fixed wireless connection

METODOLOŠKA OBJAŠNENJA

Izvor prikupljanja podataka

Podaci o telekomunikacionim uslugama preuzeti su od Regulatorne agencije za komunikacije Bosne i Hercegovine (RAK BiH)

Obuhvat

Telekomunikacione usluge obuhvataju saobraćaj ostvaren u fiksnoj i mobilnoj mreži

Unutrašnji saobraćaj u fiksnoj ili mobilnoj mreži obuhvata ukupno ostvaren saobraćaj unutar vlastite fiksne ili mobilne mreže prema drugim fiksnim i mobilnim mrežama.

Međunarodni saobraćaj obuhvata ukupno ostvaren saobraćaj u fiksnim i mobilnim mrežama koji počinje unutar Bosne i Hercegovine i završava izvan Bosne i Hercegovine.

DEFINICIJE

Telekomunikaciona usluga je usluga prijenosa, odašiljanja ili primanja znakova, signala, pisanog teksta, slika, govora i zvukova ili saopštenja bilo koje prirode koja se pruža žičnim, svjetlosnim, bežičnim ili drugim elektromagnetskim sistemima uključujući omogućavanje upotrebe tih sistema kao cjeline ili djelomično davanjem u najam, prodajom ili na neki drugi način.

Priključak je fizička mrežna priključna tačka preko koje korisnik pristupa javnoj komunikacionoj mreži, a uključuje sve tehničke načine pristupa, kao što su PSTN, ISDN, xDSL i sl

Preneseni brojevi su telefonski brojevi koji su preneseni u druge mreže.

FTTx je pristup širokopojasnim internet uslugama realizovan putem optičkog vlakna.

xDSL (Digitalna Pretplatnička Linija) je širokopojasni pristup internet uslugama realizovan putem upredene bakarne parice. Tu spadaju širokopojasne tehnologije kao što su ADSL, VDSL, HDSL, SDSL, itd.

Utrošene minute u fiksnoj i mobilnoj mreži obuhvataju ukupni saobraćaj ostvaren u unutrašnjem i međunarodnom saobraćaju izražen u jedinici vremena – minutama.

Fiksna mreža je telekomunikaciona mreža kod koje je međusobna povezanost svih elemenata ostvarena žično.

Mobilna mreža je telekomunikaciona mreža kod koje je međusobna povezanost nekih elemenata ostvarena bežično i time se omogućava uspostavljanje veza i u uslovima fizičkoga kretanja korisnika usluga te mreže.

SMS poruke (Short Message Service) su kratke tekstualne poruke.

MMS poruke (Multimedia Messaging Service) su poruke koje uključuju i multimedijalne sadržaje (npr. slike, muzika).

NOTES ON METHODOLOGY

Sources of data collection

Data on telecommunication services were picked up from Communication Regulatory Agency of Bosnia and Herzegovina (CRA BiH).

Coverage

Telecommunication services include traffic realized in fixed and mobile telephone network.

The domestic traffic in fixed and mobile network includes the total traffic realized in the own fixed and mobile network, the traffic directed to other fixed and mobile networks.

The international traffic includes the total traffic realized in the fixed and mobile network that starts within and ends outside the Bosnia and Herzegovina.

DEFINITIONS

Telecommunication service is a service of transfer, transmission or reception of signs, written text, pictures, speech, sounds or releasing of any kind rendered through wire, light, wireless or other electromagnetic systems, including the possibility of using those systems either as a whole or in part, through renting, sale or some other way.

Connection is a physical network connection point through which users access to a public communications network, and includes all the technical means of access such as PSTN, ISDN, xDSL, etc..

Ported numbers are phone numbers that have been transferred to other networks.

FTTx has access to broadband internet services realized through optical fibers.

xDSL (Digital Subscriber Line) is a broadband internet services realized via twisted copper pairs. These include broadband technologies such as ADSL, VDSL, HDSL, SDSL, etc.

Minutes spent in the fixed and mobile telephone network include the total traffic realized in the domestic and international traffic and measured by time units – minutes.

Fixed network is telecommunication network in which all elements are connected by using wires.

Mobile network is a telecommunication network in which some elements are not connected by using wires. In that way, a connection is possible even when users are physically moving.

SMS messages (Short Message Service) are short text messages.

MMS messages (Multimedia Messaging Service) are messages which include multimedia services (pictures, music).

Izdaje i štampa Agencija za statistiku Bosne i Hercegovine, 71000 Sarajevo, Zelenih beretki 26
Published and printed by the Agency for Statistics of the Bosnia and Herzegovina, 71000 Sarajevo, Zelenih beretki 26

Telefon/Phone: +387 (33) 911 911 · Telefaks/Telefax: +387 (33) 220 622
Elektronska pošta/E-mail : bhas@bhas.ba · Internetska stranica/Web site: <http://www.bhas.ba>

Odgovara direktor Velimir Jukić
Person responsible: Velimir Jukić, Director General

Saopštenje priredio: Dragan Jovović
Prepared by: Dragan Jovović

Podaci iz ovog saopštenja objavljuju se i na internetu
First Release data are also published on the Internet
