



Users are kindly requested to mention the data source

YEAR XVIII

SARAJEVO, 08.04. 2024.

NUMBER 1

TOURISM STATISTICS

Cumulative data

January – February 2024

In the period January - February 2024, tourists made 184,557 visits, which is 3.6% more, and 421,560 overnight stays, which is 0.9% more compared to the same period in 2023.

The number of overnight stays by domestic tourists increased by 3.6%, while the number of overnight stays by foreign tourists decreased by 0.5% compared to the same period in 2023. In the total number of overnight stays, the participation of domestic tourists is 35.6%, while the participation of foreign tourists is 64.4%.

In the structure of overnight stays by foreign tourists, the most overnight stays were achieved by tourists from Croatia (33.5%), Serbia (20.3%), Slovenia (7.3%), Turkey (5.9%), Montenegro (4.6%), Germany (2.9%), Austria (2.4%), which is a total of 76.9%. Tourists from other countries accounted for 23.1% of overnight stays.

In terms of the length of stay of foreign tourists in our country, New Zealand is in first place with 8.2 nights each, Iran 5.1 nights, Luxembourg 4.9 nights, Australia 3.9 nights, Romania 3.8 nights, South Africa and Greece with 3.7 nights each.

According to the type of accommodation facility, the largest number of overnight stays was realized within the Hotels and similar accommodation sector with a share of 95.4%.

Graph 1: Tourist nights, January - February 2023 and 2024

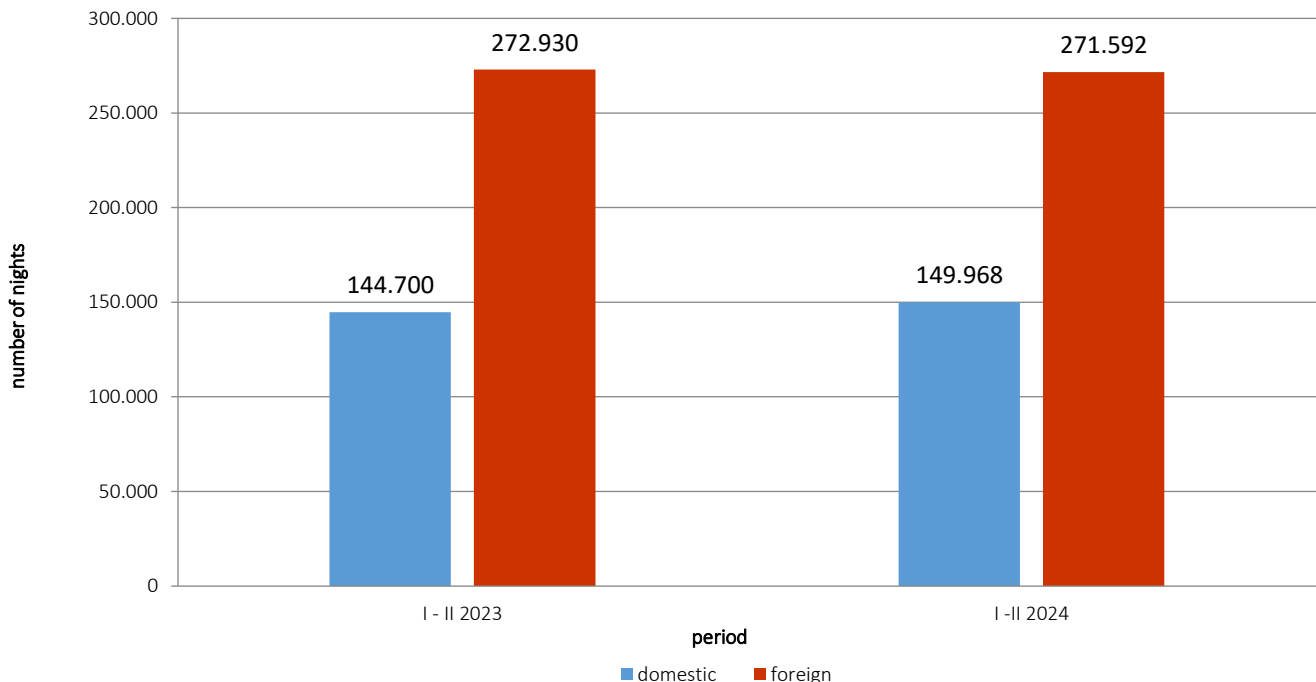


Table 1: Tourist arrivals and nights

	ARRIVALS			NIGHTS			I - II 2024	
	I-II 2023	I-II 2024	Indices $\frac{I-II\ 2024}{I-II\ 2023}$	I-II 2023	I-II 2024	Indices $\frac{I-II\ 2024}{I-II\ 2023}$	Structure of nights %	Average number of nights by arrivals
Total	178.073	184.557	103,6	417.630	421.560	100,9	100,0	2,3
Domestic tourist	71.839	75.172	104,6	144.700	149.968	103,6	35,6	2,0
Foreign tourist	106.234	109.385	103,0	272.930	271.592	99,5	64,4	2,5

*final data

Graph 2: Foreign tourist nights by country of residence, January - February 2023 and 2024

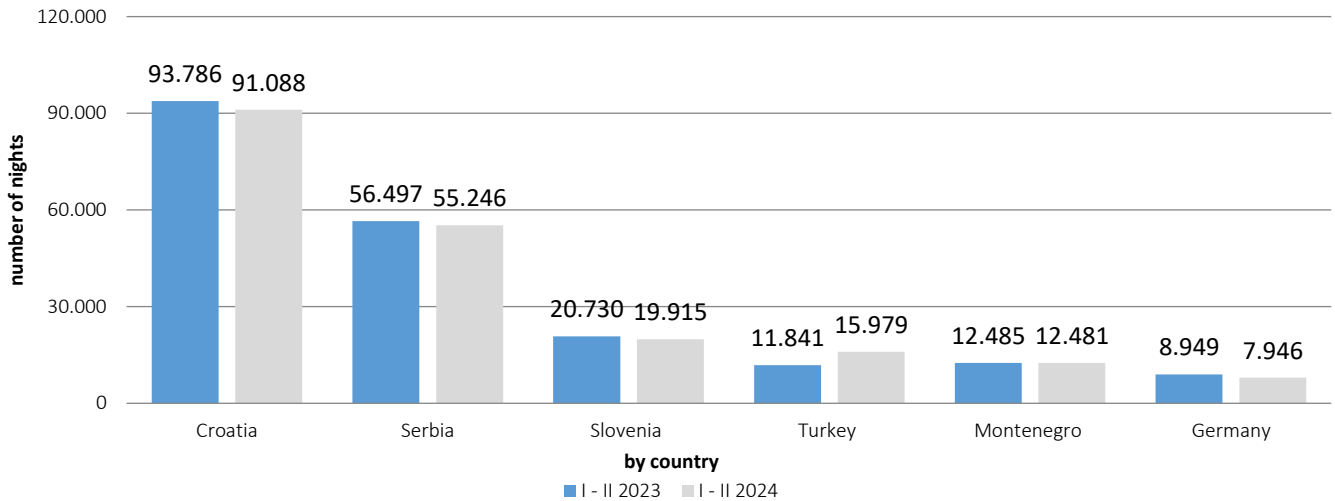


Table 2: Foreign tourist arrivals and nights, by country of residence

	ARRIVALS			NIGHTS			I - II 2024	
	I-II 2023*	I-II 2024	Indices $\frac{I-II\ 2024}{I-II\ 2023}$	I-II 2023*	I-II 2024	Indices $\frac{I-II\ 2024}{I-II\ 2023}$	Structure of nights %	Average number of nights by arrivals
TOTAL	106.234	109.385	103,0	272.930	271.592	99,5	100,0	2,5
Albania	343	303	88,3	883	903	102,3	0,3	3,0
Austria	3.092	3.008	97,3	6.925	6.386	92,2	2,4	2,1
Belgium	315	257	81,6	735	705	95,9	0,3	2,7
Bulgaria	294	411	139,8	728	853	117,2	0,3	2,1
Montenegro	4.765	4.835	101,5	12.485	12.481	100,0	4,6	2,6
Czech Republic	384	306	79,7	954	677	71,0	0,2	2,2
Denmark	208	162	77,9	562	430	76,5	0,2	2,7
Estonia	24	24	100,0	129	58	45,0	0,0	2,4
Finland	114	84	73,7	220	202	91,8	0,1	2,4
France	853	655	76,8	1.915	1.483	77,4	0,5	2,3
Greece	185	240	129,7	325	880	270,8	0,3	3,7
Netherlands	995	716	72,0	2.404	1.820	75,7	0,7	2,5
Croatia	34.288	34.427	100,4	93.786	91.088	97,1	33,5	2,6
Ireland	135	133	98,5	278	342	123,0	0,1	2,6
Iceland	9	14	155,6	29	27	93,1	0,0	1,9
Italy	2.002	1.847	92,3	4.449	4.521	101,6	1,7	2,4
Cyprus	61	39	63,9	151	113	74,8	0,0	2,9
Latvia	49	24	49,0	151	65	43,0	0,0	2,7
Lithuania	47	40	85,1	114	123	107,9	0,0	3,1
Luxembourg	101	83	82,2	279	406	145,5	0,1	4,9
Hungary	746	898	120,4	2.096	1.565	74,7	0,6	1,7
Malta	21	13	61,9	46	37	80,4	0,0	2,8
Norway	274	164	59,9	591	392	66,3	0,1	2,4
Germany	3.702	3.297	89,1	8.949	7.946	88,8	2,9	2,4

(continued on next page)

(next)

	ARRIVALS			NIGHTS			I - II 2024	
	I -II 2023*	I -II 2024	Indices <u>I - II 2024</u> I - II 2023	I -II 2023*	I -II 2024	Indices <u>I - II 2024</u> I - II 2023	Structure of nights %	Average number of nights by arrivals
Poland	422	621	147,2	967	1.563	161,6	0,6	2,5
Portugal	95	90	94,7	231	149	64,5	0,1	1,7
Romania	324	499	154,0	733	1.906	260,0	0,7	3,8
Russian Federation	1.865	1.277	68,5	3.403	2.662	78,2	1,0	2,1
North Macedonia	872	1.073	123,1	2.583	2.211	85,6	0,8	2,1
Slovakia	261	338	129,5	526	665	126,4	0,2	2,0
Slovenia	7.345	7.795	106,1	20.730	19.915	96,1	7,3	2,6
Serbia	20.781	22.024	106,0	56.497	55.246	97,8	20,3	2,5
Spain	288	254	88,2	718	511	71,2	0,2	2,0
Switzerland (including Liechtenstein)	1.109	1.009	91,0	2.426	2.405	99,1	0,9	2,4
Sweden	709	613	86,5	1.685	1.435	85,2	0,5	2,3
Turkey	6.116	7.784	127,3	11.841	15.979	134,9	5,9	2,1
United Kingdom	1.535	1.648	107,4	4.977	5.510	110,7	2,0	3,3
Ukraine	262	213	81,3	489	597	122,1	0,2	2,8
Other European countries	350	276	78,9	780	724	92,8	0,3	2,6
Egypt	129	85	65,9	361	263	72,9	0,1	3,1
South Africa	31	69	222,6	75	258	344,0	0,1	3,7
Other African countries	150	200	133,3	403	847	210,2	0,3	4,2
Canada	233	233	100,0	651	676	103,8	0,2	2,9
USA	1.839	1.837	99,9	4.611	4.886	106,0	1,8	2,7
Other Northern American countries	33	21	63,6	71	50	70,4	0,0	2,4
Brazil	134	146	109,0	264	322	122,0	0,1	2,2
Other Southern and Central American countries	291	138	47,4	621	373	60,1	0,1	2,7
Bahrain	194	40	20,6	555	121	21,8	0,0	3,0
India	183	116	63,4	358	269	75,1	0,1	2,3
Iran	81	60	74,1	153	308	201,3	0,1	5,1
Israel	152	53	34,9	259	115	44,4	0,0	2,2
Japan	101	167	165,3	250	280	112,0	0,1	1,7
Republic of Korea	265	99	37,4	284	210	73,9	0,1	2,1
Qatar	120	108	90,0	272	305	112,1	0,1	2,8
China	1.145	3.563	311,2	2.116	5.338	252,3	2,0	1,5
Kuwait	398	447	112,3	1.519	1.424	93,7	0,5	3,2
Malaysia	885	1.223	138,2	1.303	1.431	109,8	0,5	1,2
Oman	964	262	27,2	2.086	768	36,8	0,3	2,9
Saudi Arabia	335	671	200,3	967	1.776	183,7	0,7	2,6
United Arab Emirates	1.826	875	47,9	5.090	2.668	52,4	1,0	3,0
Other Asian countries	1.034	1.147	110,9	1.949	2.556	131,1	0,9	2,2
Australia	312	288	92,3	754	1.124	149,1	0,4	3,9
New Zealand	23	24	104,3	73	196	268,5	0,1	8,2
Other countries of Oceania	35	19	54,3	115	47	40,9	0,0	2,5

*final data

Graph 3: Structure of tourists nights according to the KD BiH¹⁾, January - February 2023 and 2024

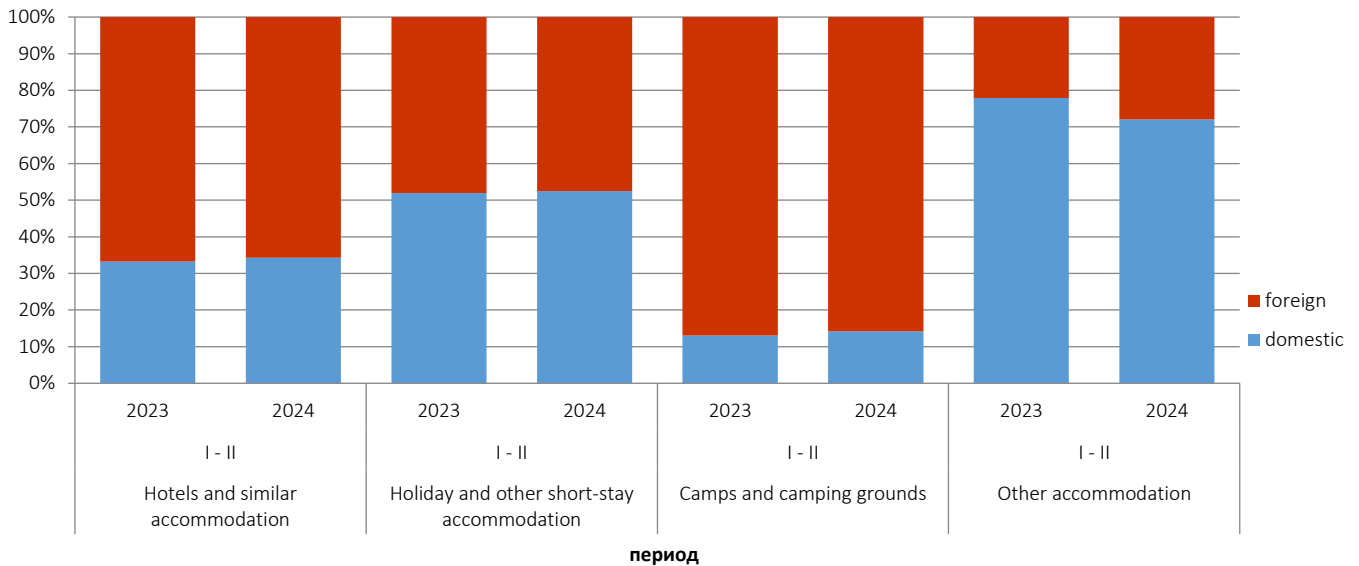


Table 3: Tourist arrivals and overnight stays according to the KD BiH¹⁾

	ARRIVALS			NIGHTS			I- II 2024
	I-II 2023*	I - II 2024	Indices <u>I - II 2024</u> I - II 2023	I-II 2023*	I - II 2024	Indices <u>I - II 2024</u> I - II 2023	Structure of nights %
TOTAL	178.073	184.557	103,6	417.630	421.560	100,9	100,0
Hotels and similar accommodation	172.613	179.439	104,0	398.585	402.048	100,9	95,4
Holiday and other short-stay accommodation	4.260	3.895	91,4	9.132	9.445	103,4	2,2
Camps and camping grounds	201	168	83,6	445	254	57,1	0,1
Other accommodation	999	1.055	105,6	9.468	9.813	103,6	2,3
DOMESTIC TOURIST	71.839	75.172	104,6	144.700	149.968	103,6	35,6
Hotels and similar accommodation	68.647	72.169	105,1	132.603	137.899	104,0	32,7
Holiday and other short-stay accommodation	2.399	2.212	92,2	4.597	4.959	107,9	1,2
Camps and camping grounds	46	28	60,9	58	36	62,1	0,0
Other accommodation	747	763	102,1	7.442	7.074	95,1	1,7
FOREIGN TOURIST	106.234	109.385	103,0	272.930	271.592	99,5	64,4
Hotels and similar accommodation	103.966	107.270	103,2	265.982	264.149	99,3	62,7
Holiday and other short-stay accommodation	1.861	1.683	90,4	4.535	4.486	98,9	1,1
Camps and camping grounds	155	140	90,3	387	218	56,3	0,1
Other accommodation	252	292	115,9	2.026	2.739	135,2	0,6

1)The Classification of Economic Activities of BiH 2010

*final data

METHODOLOGY

The purpose of the statistical survey

The purpose of the statistical survey is to monitor the tourist activity realised in commercial accommodation establishments and to provide internationally comparable BiH's tourism statistics in accordance with current EU Regulations for tourism statistics.

Observation units

Observation units are all business entities /legal units that are, by their main activity, registered in accommodation activity (division 55, KD BiH 2010), persons as well as households that rent accommodation establishments to tourists. For the purpose of the survey, the Classification of Activities in Bosnia and Herzegovina - KD BiH 2010 was used, and it is fully compliant with the European Classification of Economic Activities - NACE Rev. 2.

Coverage

Reporting units are all business entities (enterprises, craftsmen, cooperatives, institutions, associations, etc.) and their constituent units that are registered according to KD BiH 2010 under section: 55.1 (hotels and similar accommodation), 55.2 (holiday and other short - stay accommodation), 55.3 (camps and camping grounds), 55.9 (other uncategorised accommodation), health care institutions in which persons themselves bear the fee for medical rehabilitation or their stay: business entities that deal with the mediation of accommodation of guests in: households, houses, camps, apartments, and rooms that are directly rented by private persons/households. The survey covers the entire territory of Bosnia and Herzegovina.

Source and methods of data collection

Data on tourist turnover (number of tourist arrivals and tourist nights) is collected from the regular monthly report (TU-11 form). Reports are usually made on the basis of reception records in guest books for entities and their parts engaged in organising and arranging tourists.

Definitions

Tourism means the activity of visitors taking a trip to a main destination outside their usual environment for less than a year for leisure, business, or other personal purposes other than to be employed by a resident entity in the place visited.

A tourist is every person who, outside his place of permanent residence, spends one night in a hotel or some other accommodation facility for reasons of rest, recreation, health, study, sport, religion, family, business, public tasks, or meeting

A residence is a place where a person comes with the intention of staying permanently.

A domestic tourist is a person with permanent residence in the BiH who spends at least one night in a hotel or other accommodation establishment outside their place of residence.

A foreign tourist is every person with permanent residence outside in BiH who temporarily resides in BiH and who spends at least one night in a hotel or other accommodation establishment.

Symbols

- no occurrence

0,0 value not zero but less than 0,05

Published by the Agency for Statistics of the Bosnia and Herzegovina, 71000 Sarajevo, Zelenih beretki 26

Phone: +387 (33) 911 911 | Telefax: +387 (33) 220 622

E-mail: bhas@bhas.gov.ba | Web site: www.bhas.gov.ba

Responsible persons:

Velimir Jukić, Assistant Director of Business Statistics

Vesna Čužić, Director

Prepared by: Azra Bander Demirović and Mirza Agić



Razmislite o očuvanju okoliša prije štampanja dokumenta.