



FIRST RELEASE



You are required to specify a data source when allowed in your product or application.

YEAR X

SARAJEVO, 28.09.2023.

NUMBER 8

BUSINESS STATISTICS

RETAIL TRADE TURNOVER INDICES IN BIH, AUGUST 2023.

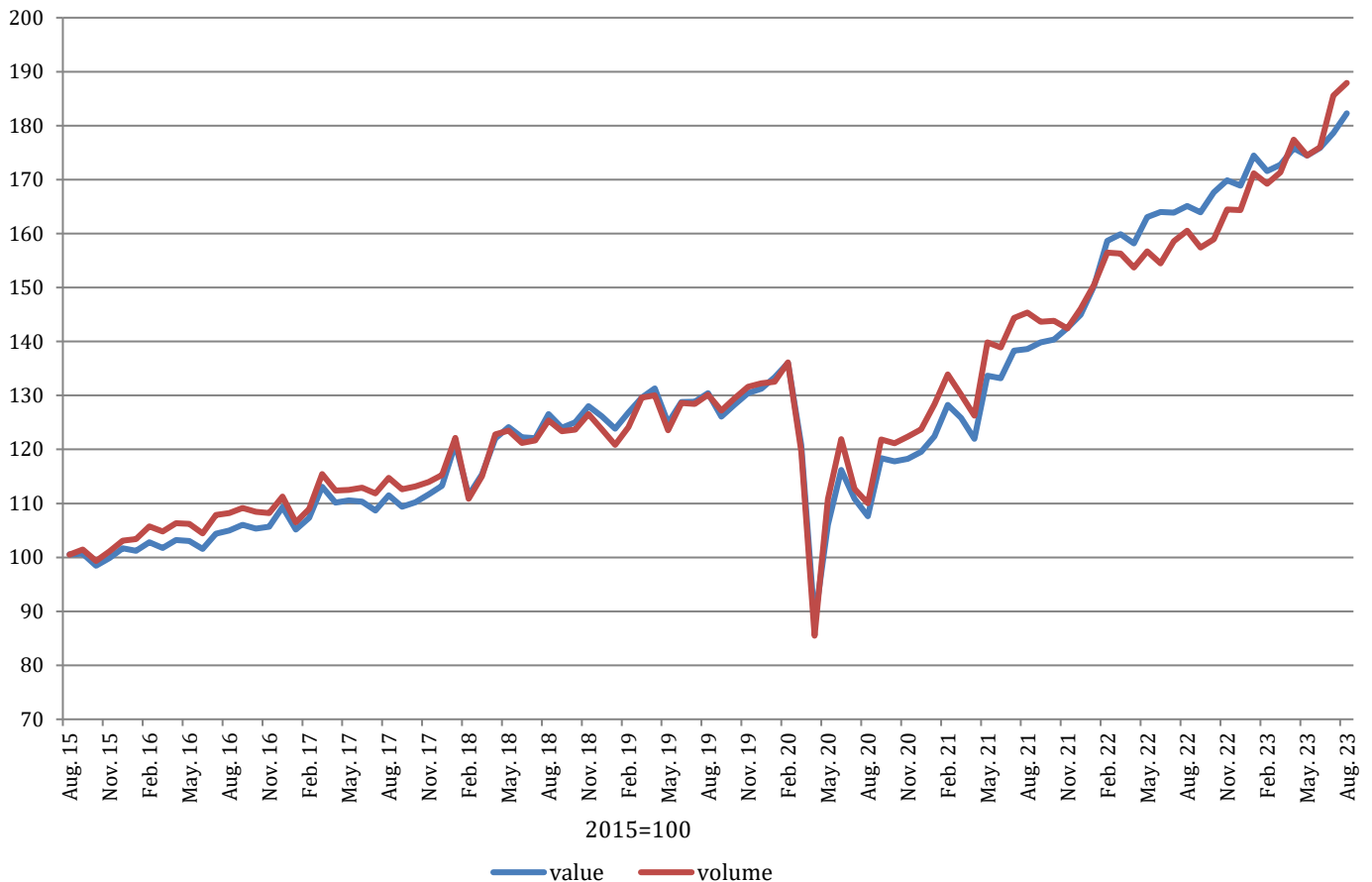
The total seasonally adjusted retail trade turnover in Bosnia and Herzegovina in August 2023, observed in current prices, achieved a turnover growth of 2.0% compared to July 2023. The turnover growth was realized in the trade of food products (food, drinks, and tobacco products) amounting to 2.3%, while the non-food products trade recorded a decline of 1.2%.

When observed in constant prices, the total seasonally adjusted retail trade turnover in BiH in August 2023 achieved a growth of 1.3% compared to July 2023. The growth in turnover was realized in the non-food products trade by 0.1%, and in the trade of food products (food, drinks, and tobacco products) by 1.6%.

The overall retail trade turnover index in BiH in the month of August 2023 achieved a nominal growth of 82.3%, while the real growth was 87.9% compared to the base year (2015).

Data are seasonally adjusted.

Indices of Retail Trade Turnover, seasonally adjusted series BiH, 2015=100

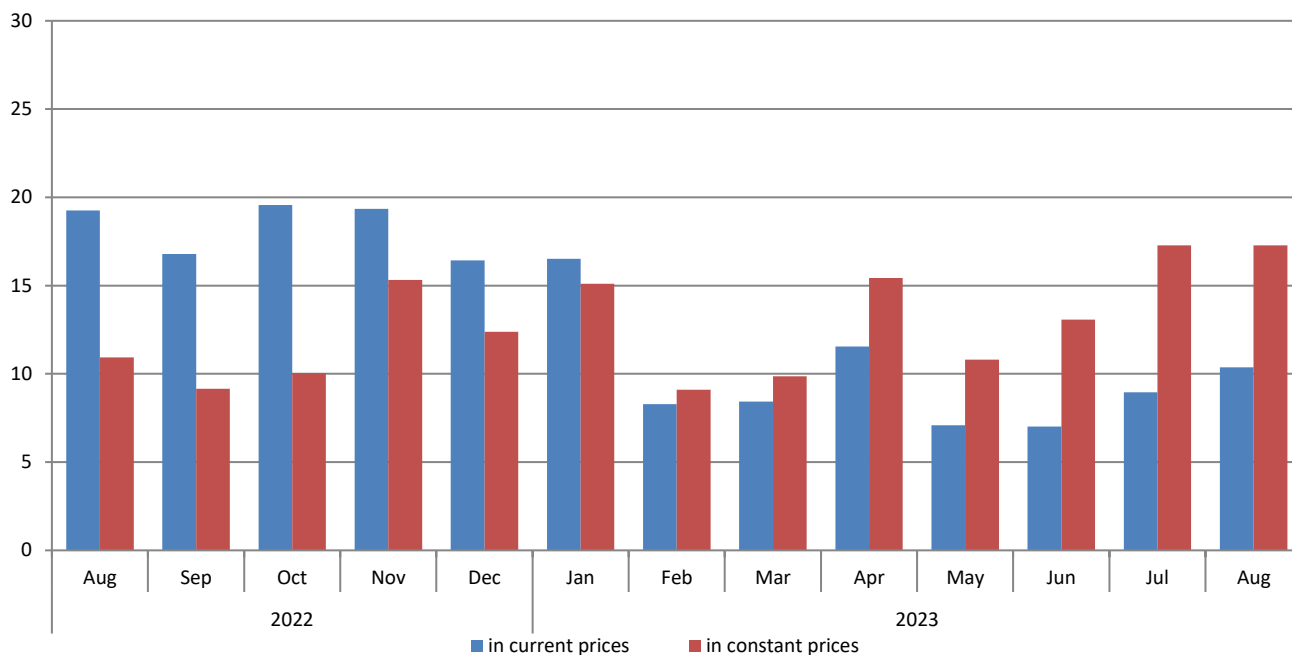


The total retail trade turnover in BiH, observed in current prices, in August 2023 recorded a growth of 10.4% compared to the same month of the previous year. The trade turnover for food products (food, drinks, and tobacco products) achieved a growth of 19.0%, while the turnover for non-food products recorded a growth of 7.6% compared to August 2022.

When observed in constant prices, the total retail trade turnover saw a growth of 17.3% compared to the same month of the previous year. The trade turnover for food products recorded a growth of 11.6%, while the turnover for non-food products saw a growth of 23.5% compared to August 2022.

Data are working day adjusted.

Annual Growth Rates in Retail Trade, working day adjusted series BiH



Compared to the base year (2015), the real turnover index for food products in August 2023 recorded a growth of 61.2%, while the turnover for non-food products achieved a growth of 139.5%. The retail trade turnover for motor fuels saw a growth of 29.8%.

The given data are seasonally adjusted.

Indices of Retail Trade Turnover, seasonally adjusted series BiH, 2015=100

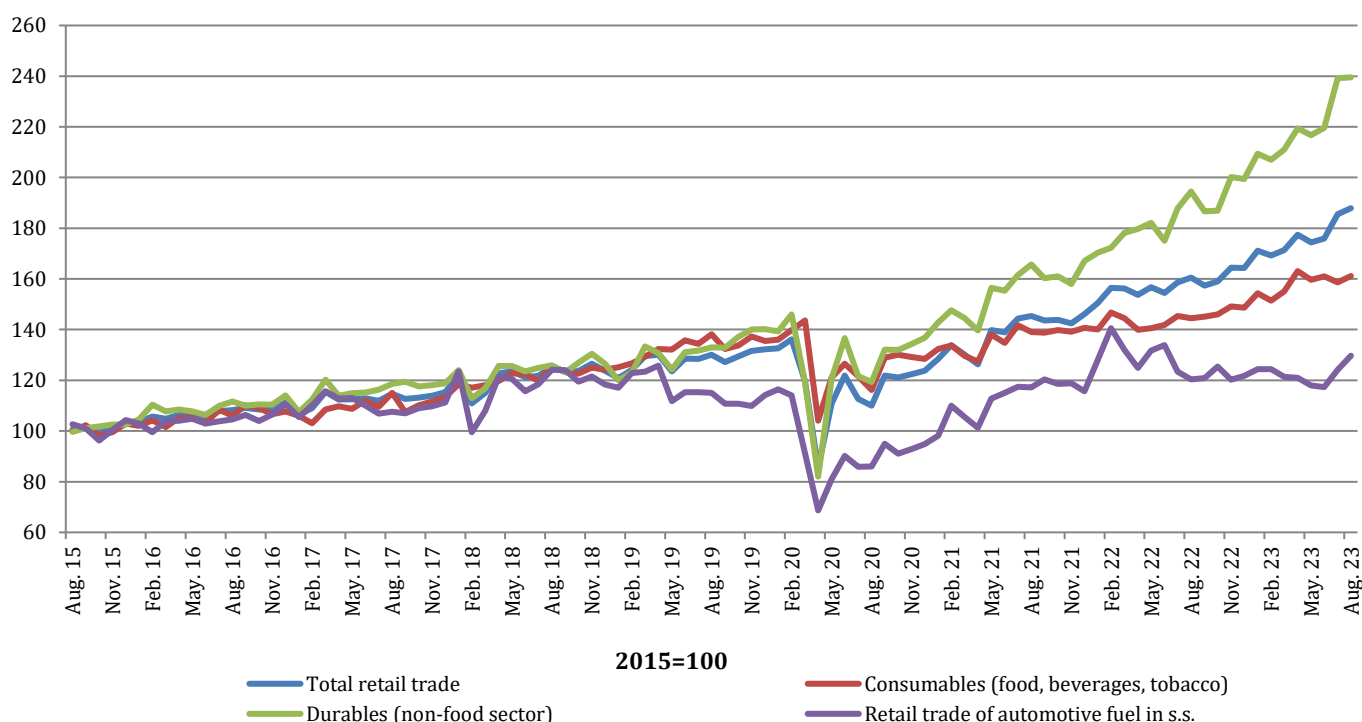


Table 1: Monthly growth rates calculated from volume retail trade indices

Code KD BiH 2010	Activity - KD BiH 2010	I 2023 XII 2022	II 2023 I 2023	III 2023 II 2023	IV 2023 III 2023	V 2023 IV 2023	VI 2023 V 2023	VII 2023 VI 2023	VIII 2023 VII 2023
47	TOTAL RETAIL TRADE	4,1	-1,1	1,3	3,5	-1,7	0,9	5,5	1,3
47.3	Retail trade of automotive fuel in s.s.	2,2	0,0	-2,5	-0,4	-2,4	-0,5	5,8	4,5
47 bez 47.3	Retail trade, excluding retail trade of automotive fuel	4,6	-1,4	2,1	4,4	-1,5	1,2	5,4	0,6
47.11, 47.2	Retail trade of consumables (food, beverages and tobacco)	3,8	-1,9	2,5	5,1	-2,1	0,9	-1,5	1,6
47.11	Retail trade of food, beverages and tobacco in n.s.	3,9	-1,9	2,5	5,8	-2,7	1,1	-1,6	1,9
47.2	Retail trade of food, beverages and tobacco in s.s.	3,5	-1,6	1,8	-2,7	5,1	-1,5	-0,7	-1,3
47.19, 47.4 do 47.9	Retail trade of durables (non-food products)	5,0	-1,1	1,9	4,0	-1,2	1,3	8,9	0,1
47.19	Other retail trade in n.s.	-0,1	-2,9	-3,6	0,2	-0,6	4,6	0,2	-4,5
47.4	Retail trade of information and communication equipment in s.s.	10,5	3,0	20,3	-5,9	-5,2	0,9	20,5	0,0
47.5	Retail trade of household articles in s.s	4,0	-7,3	6,2	0,0	-0,2	-3,3	4,7	-1,7
47.6	Retail trade of cultural and recreational goods in s.s.	7,8	0,2	8,7	2,2	-10,8	4,1	-3,4	-1,1
47.7	Retail trade of other goods in s.s.	6,2	0,8	1,5	6,5	-1,4	1,5	12,3	1,4
47.9	Retail trade not in stores, stalls or markets	20,5	-7,8	12,2	-12,7	18,5	-5,1	1,8	7,4
47.51, 47.71, 47.72	Retail trade of clothing, footwear and leather goods in s.s.	3,1	4,1	8,0	13,4	-11,6	2,9	8,4	2,4
47.54, 47.59	Retail trade of furniture, articles for lighting and electric household appliances in s.s.	6,5	1,9	6,7	-1,1	-2,2	-1,9	3,3	-3,3
47.73, 47.74, 47.75	Pharmacy, retail trade of medical goods and cosmetic articles in s.s.	3,6	1,7	-0,9	3,0	0,6	1,2	1,4	-1,7
47.61, 47.62, 47.63	Retail trade of books, newspapers, music and video recordings in s.s.	6,4	-1,1	-2,9	6,0	-2,9	0,2	-5,1	-8,9
47.64, 47.65	Retail trade of sporting equipment, games and toys in s.s.	6,4	-14,7	18,7	7,3	-9,7	4,2	-2,4	21,1

* seasonally adjusted data

*data for the previous period are revised

Table 2: Annual growth rates calculated from volume retail trade indices

Code KD BiH 2010	Activity - KD BiH 2010	<u>II 2023</u> II 2022	<u>III 2023</u> III 2022	<u>IV 2023</u> IV 2022	<u>V 2023</u> V 2022	<u>VI 2023</u> VI 2022	<u>VII 2023</u> VII 2022	<u>VIII 2023</u> VIII 2022	<u>I-VIII 2023</u> I-VIII 2022
47	TOTAL RETAIL TRADE	9,1	9,9	15,4	10,8	13,1	17,3	17,3	13,8
47.3	Retail trade of automotive fuel in s.s.	-11,4	-8,0	-3,2	-10,5	-12,3	0,6	7,8	-4,7
47 bez 47.3	Retail trade, excluding retail trade of automotive fuel	14,7	14,5	20,0	16,6	20,3	21,4	19,5	18,5
47.11, 47.2	Retail trade of consumables (food, beverages and tobacco)	3,1	7,5	16,8	13,5	13,7	9,1	11,6	10,8
47.11	Retail trade of food, beverages and tobacco in n.s.	4,3	9,1	18,6	15,7	15,0	9,6	12,5	12,1
47.2	Retail trade of food, beverages and tobacco in s.s.	-9,1	-9,7	-3,3	-6,9	-0,5	3,3	0,7	-3,6
47.19, 47.4 do 47.9	Retail trade of durables (non-food products)	21,8	18,7	21,9	18,2	24,0	27,9	23,5	22,8
47.19	Other retail trade in n.s.	-6,8	-7,0	-8,7	-4,9	5,0	-3,6	-9,7	-4,6
47.4	Retail trade of information and communication equipment in s.s.	47,5	68,0	32,2	21,5	18,7	43,4	39,2	36,7
47.5	Retail trade of household articles in s.s	-8,4	0,2	-1,8	4,5	1,0	9,9	5,0	2,4
47.6	Retail trade of cultural and recreational goods in s.s.	15,0	17,5	12,3	10,9	19,6	8,7	-3,8	10,0
47.7	Retail trade of other goods in s.s.	40,3	31,6	41,8	30,6	38,1	43,4	39,8	38,2
47.9	Retail trade not in stores, stalls or markets	-9,8	17,4	-1,4	10,9	12,8	15,4	14,4	7,1
47.51, 47.71, 47.72	Retail trade of clothing, footwear and leather goods in s.s.	58,6	55,9	56,5	43,7	51,8	54,6	49,1	52,6
47.54, 47.59	Retail trade of furniture, articles for lighting and electric household appliances in s.s.	9,5	17,9	10,4	12,5	9,4	19,8	11,7	12,6
47.73, 47.74, 47.75	Pharmacy, retail trade of medical goods and cosmetic articles in s.s.	12,9	10,9	11,4	11,2	14,6	16,8	10,8	11,5
47.61, 47.62, 47.63	Retail trade of books, newspapers, music and video recordings in s.s.	0,0	-12,9	-9,6	-4,7	2,0	-8,2	-35,6	-12,2
47.64, 47.65	Retail trade of sporting equipment, games and toys in s.s.	19,5	28,3	18,7	15,2	24,5	13,6	11,9	17,0

** working day adjusted data*

**data for the previous period are revised*

Table 3: Monthly volume retail trade indices, 2015 =100

Code KD BiH 2010	Activity - KD BiH 2010	I 2023	II 2023	III 2023	IV 2023	V 2023	VI 2023	VII 2023	VIII 2023
47	TOTAL RETAIL TRADE	171,2	169,2	171,4	177,4	174,4	176,0	185,6	187,9
47.3	Retail trade of automotive fuel in s.s.	124,4	124,4	121,4	120,9	118,0	117,4	124,2	129,8
47 bez 47.3	Retail trade, excluding retail trade of automotive fuel	186,7	184,1	188,0	196,2	193,3	195,5	206,0	207,3
47.11, 47.2	Retail trade of consumables (food, beverages and tobacco)	154,3	151,4	155,1	163,1	159,6	161,1	158,6	161,2
47.11	Retail trade of food, beverages and tobacco in n.s.	164,4	161,2	165,3	174,8	170,1	172,0	169,3	172,4
47.2	Retail trade of food, beverages and tobacco in s.s.	88,9	87,5	89,1	86,7	91,1	89,7	89,1	87,9
47.19, 47.4 do 47.9	Retail trade of durables (non-food products)	209,4	207,0	211,0	219,4	216,8	219,6	239,2	239,5
47.19	Other retail trade in n.s.	109,0	105,8	101,9	102,1	101,5	106,2	106,4	101,6
47.4	Retail trade of information and communication equipment in s.s.	232,3	239,4	287,8	271,0	256,8	259,0	312,1	312,1
47.5	Retail trade of household articles in s.s	140,4	130,1	138,2	138,2	137,9	133,4	139,7	137,3
47.6	Retail trade of cultural and recreational goods in s.s.	280,2	280,8	305,2	312,0	278,2	289,8	279,8	276,6
47.7	Retail trade of other goods in s.s.	320,8	323,5	328,3	349,8	345,0	350,3	393,4	398,8
47.9	Retail trade not in stores, stalls or markets	276,5	254,9	286,1	249,7	295,7	280,8	285,8	307,0
47.51, 47.71, 47.72	Retail trade of clothing, footwear and leather goods in s.s.	554,9	577,4	623,3	707,1	625,4	643,6	697,8	714,5
47.54, 47.59	Retail trade of furniture, articles for lighting and electric household appliances in s.s.	157,5	160,5	171,1	169,3	165,5	162,3	167,6	162,2
47.73, 47.74, 47.75	Pharmacy, retail trade of medical goods and cosmetic articles in s.s.	163,4	166,2	164,8	169,8	170,8	172,9	175,4	172,5
47.61, 47.62, 47.63	Retail trade of books, newspapers, music and video recordings in s.s.	127,4	125,9	122,3	129,6	125,9	126,1	119,6	109,0
47.64, 47.65	Retail trade of sporting equipment, games and toys in s.s.	421,7	359,7	427,1	458,4	414,0	431,6	421,4	510,3

* *seasonally adjusted data** *data for the previous period are revised*

Table 4: Volume indicators of Retail trade turnover, gross (non-adjusted) series

Code KD BiH 2010	Activity- KD BiH 2010	Growth rates				Indices 2015=100			
		VIII 2023 VII 2023	VIII 2023 VIII 2022	VIII 2023 ø2022	I-VIII 2023 I-VIII 2022	V 2023	VI 2023	VII 2023	VIII 2023
47	TOTAL RETAIL TRADE	5,4	16,9	40,7	13,6	169,2	176,0	210,3	221,6
47.3	Retail trade of automotive fuel in s.s.	10,6	7,8	24,9	-4,7	116,8	120,0	142,4	157,5
47 bez 47.3	Retail trade, excluding retail trade of automotive fuel	4,3	19,0	44,7	18,4	186,7	194,6	233,0	243,0
47.11, 47.2	Retail trade of consumables (food, beverages and tobacco)	4,6	11,6	27,8	10,8	154,5	159,9	176,2	184,3
47.11	Retail trade of food, beverages and tobacco in n.s.	4,8	12,5	29,1	12,1	164,0	170,1	188,0	196,9
47.2	Retail trade of food, beverages and tobacco in s.s.	2,7	0,7	12,8	-3,6	92,4	93,4	99,0	101,7
47.19, 47.4 do 47.9	Retail trade of durables (non-food products)	4,2	22,8	54,0	22,6	209,1	218,9	272,6	284,1
47.19	Other retail trade in n.s.	-1,5	-9,7	10,9	-4,6	101,2	107,6	122,9	121,0
47.4	Retail trade of information and communication equipment in s.s.	1,8	39,2	57,1	36,7	229,0	253,4	317,6	323,3
47.5	Retail trade of household articles in s.s	1,1	5,0	26,4	2,3	142,5	143,6	164,0	165,9
47.6	Retail trade of cultural and recreational goods in s.s.	26,1	-3,8	33,5	10,0	270,9	282,7	276,9	349,3
47.7	Retail trade of other goods in s.s.	5,5	38,5	77,3	37,8	325,7	342,8	449,3	474,0
47.9	Retail trade not in stores, stalls or markets	-0,3	14,4	4,9	7,1	295,3	274,4	271,8	270,9
47.51, 47.71, 47.72	Retail trade of clothing, footwear and leather goods in s.s.	6,7	49,1	105,8	52,6	572,7	616,2	869,0	927,5
47.54, 47.59	Retail trade of furniture, articles for lighting and electric household appliances in s.s.	-3,8	11,7	34,2	12,6	158,3	172,8	206,1	198,4
47.73, 47.74, 47.75	Pharmacy, retail trade of medical goods and cosmetic articles in s.s.	5,7	10,8	22,5	11,3	163,9	168,3	178,3	188,5
47.61, 47.62, 47.63	Retail trade of books, newspapers, music and video recordings in s.s.	47,7	-35,6	23,2	-12,2	107,9	113,2	112,4	166,0
47.64, 47.65	Retail trade of sporting equipment, games and toys in s.s.	21,1	11,9	36,7	17,0	414,0	431,6	421,4	510,3

**data for the previous period are revised*

Table 5: Value indicators of Retail trade turnover, gross (non-adjusted) series

Code KD BiH 2010	Activity- KD BiH 2010	Growth rates				Indices 2015=100			
		VIII 2023 VII 2023	VIII 2023 VIII 2022	VIII 2023 ø2022	I-VIII 2023 I-VIII 2022	V 2023	VI 2023	VII 2023	VIII 2023
47	TOTAL RETAIL TRADE	5,9	10,4	29,9	9,6	172,9	178,1	199,3	211,1
47.3	Retail trade of automotive fuel in s.s.	13,6	3,4	23,1	-6,4	150,1	153,8	183,3	208,3
47 bez 47.3	Retail trade, excluding retail trade of automotive fuel	3,5	12,9	32,5	15,7	180,8	186,5	204,9	212,1
47.11, 47.2	Retail trade of consumables (food, beverages and tobacco)	4,9	19,0	37,9	20,4	197,5	205,2	225,2	236,2
47.11	Retail trade of food, beverages and tobacco in n.s.	5,1	20,6	40,1	22,7	210,9	219,7	242,0	254,3
47.2	Retail trade of food, beverages and tobacco in s.s.	3,0	5,6	19,3	1,9	125,6	127,4	134,9	138,9
47.19, 47.4 do 47.9	Retail trade of durables (non-food products)	2,3	7,6	27,6	11,4	167,5	171,6	188,7	192,9
47.19	Other retail trade in n.s.	-1,3	-5,4	17,1	2,1	114,1	121,5	137,7	136,0
47.4	Retail trade of information and communication equipment in s.s.	-0,6	36,5	53,3	37,6	200,8	219,9	277,2	275,6
47.5	Retail trade of household articles in s.s	1,4	10,3	35,0	10,1	167,7	169,3	193,1	195,7
47.6	Retail trade of cultural and recreational goods in s.s.	31,2	-17,1	26,9	2,9	209,5	218,5	209,5	274,8
47.7	Retail trade of other goods in s.s.	3,3	15,3	29,8	17,1	206,3	209,2	223,5	231,0
47.9	Retail trade not in stores, stalls or markets	0,4	11,1	4,6	10,3	332,0	305,2	297,9	299,1
47.51, 47.71, 47.72	Retail trade of clothing, footwear and leather goods in s.s.	6,2	14,4	37,3	19,3	237,5	249,0	270,3	287,1
47.54, 47.59	Retail trade of furniture, articles for lighting and electric household appliances in s.s.	-3,6	15,8	40,9	19,2	175,9	193,2	230,2	222,0
47.73, 47.74, 47.75	Pharmacy, retail trade of medical goods and cosmetic articles in s.s.	6,2	17,7	31,1	18,4	192,4	197,8	211,2	224,2
47.61, 47.62, 47.63	Retail trade of books, newspapers, music and video recordings in s.s.	48,0	-33,2	29,2	-7,7	148,6	155,9	154,9	229,2
47.64, 47.65	Retail trade of sporting equipment, games and toys in s.s.	19,7	3,8	25,1	11,4	283,2	294,3	275,7	330,0

**data for the previous period are revised*

METHODOLOGY NOTES

Aim of survey

The purpose of the monthly retail trade survey is getting timely information on change of level of realized turnover (in nominal and real terms) and other relevant indicators in the field of retail trade in BiH. Retail trade turnover index is one of the key indicators of economic activity in the country, which helps government bodies, and private sector enterprises in the decision-making process. It is also applied for the estimation of retail trade sector output, household consumption, as well as in the calculation of national accounts.

Survey methodology is completely harmonized with the one prescribed by Council Regulation (EC) No. 1165/98 concerning short-term statistics from the 1998 and its amendments (hereinafter EU STS regulation) and with Eurostat recommendations for this statistical area.

Coverage

The survey comprises business entities /legal units which are, by the main activity, registered within retail trade, except retail trade of motor vehicles and motorcycles (division 47 - KD BiH 2010), and businesses which are, according to their main activity, classified in other activities, but also performing retail trade. For the purpose of the survey, Classification of Activities in Bosnia and Herzegovina - KD BiH 2010 was used, and it is fully compliant with the European Classification of Economic Activities - NACE Rev. 2. Survey covers the entire territory of Bosnia and Herzegovina. Entrepreneurs are not included.

Sample design

In conducting survey on retail trade in BiH the combined method of full coverage and stratified random sampling is used. The sample is divided into strata according to the BiH's entity to which the business entity belongs, class of financial data (financial report of the previous year) and the activity of business entity (division 47-KD BiH 2010). As an additional stratification variable, the number of employees is used. The chosen sample on retail trade in 2021 is representative at the level of Bosnia and Herzegovina and at the level of the Federation of BiH, Republika Srpska and District Brčko.

Data collection and processing

In conducting the survey, participate the three statistical institutions in BiH. The main observation variable is monthly turnover of business entity, excluding VAT, which is in accordance with EU-STS regulation separately stated. Data collected from the reporting units, using the form M KPS TRG 01, is the basis for the evaluation data for the total population. Aggregation of turnover at higher levels (group, division, special aggregates) of activity is carried out prior to the compilation of indices.

Index compilation

Retail trade turnover indices are calculated in relation to the new base (2015) year, are used in the calculation of the index from January 2018 and are shown in real and nominal terms. EU Regulation (EC) No. 472/2008 prescribes the application of the base 2015 from January 2018 in EU member states. Value index of Retail trade is expressed in current prices (unadjusted for price change). It is very important for users of statistical data to monitor the dynamics of the phenomenon over time, and for these purposes we use a real traffic index. Volume index is expressed in constant prices, and it is calculated by deflating retail trade turnover adjusted by the Consumer Price Index.

Seasonal and working day adjustment of index

Statistical institutions in BiH, taking into account data dissemination in the EU, are publishing indices in the following forms:

- original (unadjusted) indices,
- seasonally adjusted indices (SA) and
- calendar adjusted indices (WDA- working-day adjusted)

Since the seasonally and calendar adjusted indices are far more significant and representative for the users of statistical data, they are listed in tabular form.

Seasonal adjustment means that the data are adjusted for seasonal influences and calendar days. Monthly indices and growth rates are, according to Eurostat's recommendations, presented and interpreted in seasonally adjusted form.

Calendar adjustment implies that the data are adjusted for the impact of calendar and workdays. The data that are compared with the data from the same period of the previous year are presented and interpreted in the calendar-adjusted form of an index or growth rate. When these calendar effects significantly affect the observed time series, it is necessary to remove them.

Calendar and seasonal adjustment is performed in JDemetra+ application (version 2.2.0) using the TRAMO-SEATS method in the series of monthly data and in accordance with the Eurostat guidelines. Because of the characteristics of applied method for adjustment, adding new monthly observations in the series may lead to certain changes to the earlier, already published seasonally and calendar-adjusted index series.

Data dissemination

Results of the survey are expressed in the form of indices and growth rates and since January 2014 are published on a regular monthly basis in the form of press releases on the website of the Agency for Statistics of BiH (www.bhas.gov.ba). The presentation and interpretation of the index is completely in line with those prescribed by EU-STS regulation allowing national and international users to compare the BiH retail trade index with indices of other countries.

Data revision

Regular press releases on retail trade are published in the monthly dynamics and contain preliminary data. Data revision implies that the data for the previous month (t-1) are revised in accordance with new information, and it is possible that the data published after revision differ from previously published, preliminary data. In the press release is clearly stated on which data are used so that users of statistical data can properly interpret them. For any change of the data and the reasons for doing that, users will be informed in an appropriate and transparent manner, in regular monthly press releases and other publications for the public as well as on the website of the Agency for Statistics of BiH.

Definitions

Turnover is the total invoiced amount that an business entity invoice to third parties for goods sold or service provided in the retail trade during the reference period, and it corresponds to the market value. Includes costs associated with the sale, such as transportation, packaging, etc. that are transferred to the customer, even if these amounts are stated separately on invoices. Value Added Tax (VAT) is excluded from the turnover.

Turnover of retail trade activities includes the value of all goods sold to individuals for personal use or use in household in the observed period.

- The turnover of consumables includes turnover generated by business subjects registered in the activities 47.11 and 47.2. (mainly food, beverages and tobacco products).

- The turnover of non-food products includes various retail goods that business subjects registered in the activities of 47.19, 47.4-47.9 generated.

Turnover of other activities includes the value of all goods sold and services provided on the market (wholesale, mediation in wholesale trade, hotels and restaurants, transport and other activities).

Abbreviations

DB- District Brčko

EU- European Union

Eurostat- Statistical Office of the European Communities

FIS- Federal Institute of Statistics of the Federation of BiH

KD BiH 2010- Classification of activities of Bosnia and Herzegovina 2010

NACE Rev.2- European Classification of economic Activities

RSIS- Republika Srpska Institute of Statistics

SBR- Statistical Business Register

s.s.- specialised stores

n.s.-non-specialised stores

- no occurrence

Published by the Agency for Statistics of the Bosnia and Herzegovina, 71000 Sarajevo, Zelenih beretki 26

Phone: +387 (33) 911 911 | Telefax: +387 (33) 220 622

E-mail: bhas@bhas.gov.ba | Web site: www.bhas.gov.ba

Responsible persons:

Velimir Jukić, Assistant Director of Business Statistics

Vesna Čužić, Director

Prepared by: Alen Bajramović and Mirza Agić



Please consider the environment before printing this document.