



# PRIOPĆENJE

## FIRST RELEASE



Obvezni ste da prilikom dozvoljenih radnji, u svom proizvodu ili aplikaciji navedete izvor podataka.  
You are required to specify a data source when allowed in your product or application.

GODINA/YEAR VI

SARAJEVO, 26.04.2021.

BROJ/NUMBER 4

## TRANSPORT

### TRANSPORT

### GRANIČNI PROMET

### ROBE I CESTOVNIH TERETNIH MOTORNIH VOZILA

### IV tromjesečje 2020.

### ROAD CROSS-BORDER TRAFFIC OF FREIGHT MOTOR VEHICLES AND GOODS

### 4<sup>th</sup> quarter 2020

U ulazu u Bosnu i Hercegovinu u četvrtom tromjesečju 2020. godine ušlo je 6.434 teretnih motornih vozila, što je za 26,3% manje u odnosu na četvrto tromjesečje 2019. godine. Broj tranzitnih teretnih motornih vozila na ulazu u četvrtom tromjesečju 2020. godine iznosi 5.263 vozila.

U četvrtom tromjesečju 2020. godine ušlo je 445.611 tisuća tona robe, što je za 1,3% manje u poređenju sa četvrtim tromjesečjem prethodne godine.

Na izlazu iz Bosne i Hercegovine u četvrtom tromjesečju 2020. godine izašlo je 29.123 teretnih motornih vozila, što je za 5,9% manje u odnosu na četvrto tromjesečje 2019. godine. Broj tranzitnih teretnih motornih vozila na izlazu u četvrtom tromjesečju 2020. godine iznosi 289.

U četvrtom tromjesečju 2020. godine izašlo je 671.608 tisuća tona robe, što je za 0,6% manje nego u četvrtom tromjesečju prethodne godine.

*There were 6.434 freight motor vehicles that arrived in Bosnia and Herzegovina in the fourth quarter of 2020, which represents a decrease of 26,3% in comparison with the fourth quarter of 2019. Number of transit freight motor vehicles on entrance in the fourth quarter 2020 was 5.263 vehicles.*

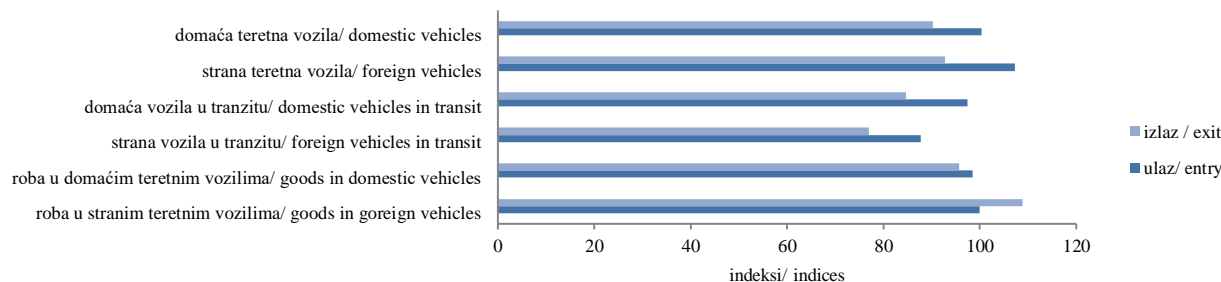
*In road cross-border traffic there were 445.611 thousand tons of goods that entered in the fourth quarter of 2020 which was by 1.3% less compared with fourth quarter of 2019.*

*There were 29.123 freight motor vehicles that exited from Bosnia and Herzegovina in the fourth quarter of 2020. which represents a decrease of 5,9% in comparison to the first quarter of 2019. Number of transit freight motor vehicles on exit in the fourth quarter 2020 was 289.*

*In road cross-border traffic there were 671.608 thousand tons of goods that exited in the fourth quarter of 2020. which was by 0,6% less than in the fourth quarter of the previous year.*

#### G.1. Cestovni granični promet teretnih motornih vozila i robe, ulaz i izlaz, IV tromjesečje 2020/ IV tromjesečje 2019.

Road cross-border traffic of freight motor vehicles and goods, entry and exit, 4<sup>th</sup> quarter 2020/ 4<sup>th</sup> quarter 2019



**T.1. Cestovni granični promet teretnih motornih vozila i robe**
*Road cross-border traffic of freight motor vehicles and goods*

Registracija vozila	Ulaz/Entry			Izlaz/Exit			Vehicle's registration
	2019	2020	Indeks /index	2019	2020	Indeks /index	
	IV tromjesečje 4 <sup>th</sup> quarter	IV tromjesečje 4 <sup>th</sup> quarter	IV 2020 IV 2019	IV tromjesečje 4 <sup>th</sup> quarter	IV tromjesečje 4 <sup>th</sup> quarter	IV 2020 IV 2019	
Teretna vozila							<b>Freight vehicles</b>
UKUPNO	52.750	54.219	102,8	68.999	63.447	92,0	<b>TOTAL</b>
domaća	34.308	34.436	100,4	47.630	44.180	92,8	domestic
strana	18.442	19.783	107,3	21.369	19.267	90,2	foreign
Teretna vozila							<i>Freight vehicles</i>
Uvoz/ izvoz	8.734	6.434	73,7	30.939	29.123	94,1	<i>Import/ export</i>
domaća	5.754	4.169	72,5	21.779	20.059	92,1	domestic
strana	2.980	2.265	76,0	9.160	9.064	99,0	foreign
Teretna vozila							<i>Freight vehicles</i>
Tranzit	5.847	5.263	90,0	348	289	83,0	<i>Transit</i>
domaća	1.405	1.369	97,4	274	232	84,7	domestic
strana	4.442	3.894	87,7	74	57	77,0	foreign
Prazna teretna vozila	38.169	42.522	111,4	37.712	34.035	90,2	<i>Empty freight vehicles</i>
domaća	27.149	28.898	106,4	25.577	23.889	93,4	domestic
strana	11.020	13.624	123,6	12.135	10.146	83,6	foreign
Roba, mil.t	452	446	98,7	676	672	99,4	<i>Goods, '000 000t</i>
domaća	333	328	98,5	486	465	95,7	domestic
strana	118	118	100,0	190	207	108,9	foreign
U teretnim vozilima							<i>In freight vehicles</i>
Uvoz/ izvoz, mil.t	114	105	92,1	673	670	99,6	<i>Import/ export '000 000t</i>
domaća	91	78	85,7	483	463	95,9	domestic
strana	23	27	117,4	190	207	108,9	foreign
U teretnim vozilima							<i>In freight vehicles</i>
Tranzit, mil.t	338	341	100,9	3	2	66,7	<i>Transit, '000 000t</i>
domaća	242	250	103,3	3	2	66,7	domestic
strana	96	91	94,8	0	0	-	foreign

**T.2. Cestovni granični promet teretnih motornih vozila prema smjerovima kretanja, IV tromjesečje 2020.**
*Road cross-border traffic of freight motor vehicles by directions, 4<sup>th</sup> quarter 2020*

Registracija vozila	Ulaz/Entry			Izlaz/Exit			Vehicle's registration
	Teretna vozila sa teretom <i>Loaded freight motor vehicles</i>	Prazna teretna vozila <i>Empty freight vehicles</i>	Roba u teretnim vozilima, hilj.tona <i>Goods in freight vehicles, 000 t</i>	Teretna vozila sa teretom <i>Loaded freight motor vehicles</i>	Prazna teretna vozila <i>Empty freight vehicles</i>	Roba u teretnim vozilima, hilj.tona <i>Goods in freight vehicles, 000 t</i>	
UKUPNO	11.697	42.522	445.611	29.412	34.035	671.608	<b>TOTAL</b>
Preko bosanskohercegovačko-hrvatske granice	7.686	25.397	322.629	18.907	19.056	432.448	<i>Across Bosnia and Herzegovina- Croatia border</i>
Preko bosanskohercegovačko-srbijanske granice	2.891	10.171	83.188	8.864	14.256	203.789	<i>Across Bosnia and Herzegovina- Serbia border</i>
Preko bosanskohercegovačko-crnogorske granice	1.120	6.954	39.794	1.641	723	35.371	<i>Across Bosnia and Herzegovina- Montenegro border</i>

**T.3. Cestovni granični promet robe u teretnim motornim vozilima prema smjerovima kretanja i graničnim prijelazima***Road cross-border traffic of goods in freight motor vehicles, by directions and border crossings*

	Roba u teretnim vozilima, tona tis.t <i>Goods in freight vehicles, '000t</i>			
	IV tromjesečje 2019. / 4 <sup>th</sup> quarter 2019		IV tromjesečje 2020. / 4 <sup>th</sup> quarter 2020	
	Ulaz <i>Entry</i>	Izlaz <i>Exit</i>	Ulaz <i>Entry</i>	Izlaz <i>Exit</i>
Ukupno Total	<b>451.618</b>	<b>675.660</b>	<b>445.611</b>	<b>671.608</b>
<b>Preko bosanskohercegovačko-hrvatske granice/ Across Bosnia and Herzegovina- Croatia border</b>	<b>339.239</b>	<b>436.704</b>	<b>322.630</b>	<b>432.449</b>
Bijača	14.358	23.046	11.570	20.028
Brčko	692	17	370	9
Bosanski Brod	79.192	70.397	68.194	82.350
Gorica	60.774	9.460	65.730	8.856
Gradina	12.531	25.613	13.764	27.988
Gradiška	38.682	46.627	38.159	53.883
Hukića Brdo	20.608	639	20.239	661
Izačić	11.535	22.299	8.759	29.026
Kamensko	61.647	48.577	62.275	47.125
Orašje	26.853	99.179	14.121	94.855
Šamac	8.263	86.127	11.368	61.934
Strmica	4.097	4.717	3.505	5.734
Doljani	0	0	4.576	0
Ivanjica	7	6	0	0
<b>Preko bosanskohercegovačko-srbijanske granice/ Across Bosnia and Herzegovina- Serbia border</b>	<b>89.114</b>	<b>193.499</b>	<b>83.187</b>	<b>203.788</b>
Karakaj	13.666	94.756	13.975	88.777
Pavlovića Most	12.679	17.534	6.940	23.474
Rača	25.984	67.069	29.035	53.534
Uvac	1.029	1.140	1.007	17.104
Vardište	35.756	13.000	32.230	20.899
<b>Preko bosanskohercegovačko- crnogorske granice/ Across Bosnia and Herzegovina- Montenegro border</b>	<b>23.265</b>	<b>45.457</b>	<b>39.794</b>	<b>35.371</b>
Deluša	7.616	25.803	12.619	16.597
Hum	43	70	18	50
Klobuk	15.500	16.500	26.462	17.858
Metaljka	106	3.084	695	866

**T.4. Cestovni granični promet teretnih motornih vozila prema smjerovima kretanja i graničnim prijelazima (ulaz)**
*Road cross – border traffic of freight motor vehicles, by directions and border crossings(entry)*

	<b>Ulaz</b> <i>Entry</i>			
	IV tromjesečje 2019. / <i>4<sup>th</sup> quarter 2019</i>		IV tromjesečje 2020. / <i>4<sup>th</sup> quarter 2020</i>	
	<b>Teretna vozila sa teretom</b> <i>Loaded freight vehicles</i>	<b>Prazna teretna vozila</b> <i>Empty freight vehicles</i>	<b>Teretna vozila sa teretom</b> <i>Loaded freight vehicles</i>	<b>Prazna teretna vozila</b> <i>Empty freight vehicles</i>
<b>Ukupno</b> <i>Total</i>	<b>14.581</b>	<b>38.169</b>	<b>11.697</b>	<b>42.522</b>
<b>Preko bosanskohercegovačko-hrvatske granice/ Across Bosnia and Herzegovina-Croatia border</b>	<b>10.099</b>	<b>25.518</b>	<b>7.686</b>	<b>25.397</b>
Bijača	428	1.844	252	1.410
Brčko	335	0	196	1
Bosanski Brod	2.110	0	1.635	0
Gorica	869	215	883	161
Gradina	400	867	327	1.268
Gradiška	1.996	59	1.458	26
Hukića Brdo	420	1.456	331	902
Izačić	441	777	285	709
Kamensko	1.913	2.653	1.458	3.093
Orašje	714	8.300	440	9.503
Šamac	388	8.911	320	7.917
Strmica	64	278	65	243
Doljani	0	0	34	0
Ivanjica	21	112	2	147
Osoje	0	46	0	17
<b>Preko bosanskohercegovačko-srbijanske granice/ Across Bosnia and Herzegovina- Serbia border</b>	<b>3.834</b>	<b>10.195</b>	<b>2.891</b>	<b>10.171</b>
Karakaj	603	5.701	464	5.209
Pavlovića Most	585	3.280	294	3.401
Rača	1.767	592	1.386	1.024
Uvac	120	41.	123	24
Vardište	759	1	624	0
Bratunac	0	408	0	434
Skelani	0	172	0	79
<b>Preko bosanskohercegovačko-crnogorske granice/ Across Bosnia and Herzegovina- Montenegro border</b>	<b>648</b>	<b>2.456</b>	<b>1.120</b>	<b>6.954</b>
Deluša	200	0	505	3.357
Hum	99	1.263	20	1.381
Klobuk	333	905	555	2.040
Metaljka	16	288	40	176

**T.5. Cestovni granični promet teretnih motornih vozila prema smjerovima kretanja i graničnim prijelazima (izlaz)**
*Road cross – border traffic of freight motor vehicles, by directions and border crossings(exit)*

	<b>Izlaz</b> Exit			
	IV tromjesečje 2019. / 4 <sup>th</sup> quarter 2019		IV tromjesečje 2020. / 4 <sup>th</sup> quarter 2020	
	<b>Teretna vozila sa teretom</b> <i>Loaded freight vehicles</i>	<b>Prazna teretna vozila</b> <i>Empty freight vehicles</i>	<b>Teretna vozila sa teretom</b> <i>Loaded freight vehicles</i>	<b>Prazna teretna vozila</b> <i>Empty freight vehicles</i>
<b>Ukupno</b> <i>Total</i>	<b>31.287</b>	<b>37.712</b>	<b>29.412</b>	<b>34.035</b>
<b>Preko bosanskohercegovačko-hrvatske granice/ Across Bosnia and Herzegovina- Croatia border</b>	<b>20.173</b>	<b>21.449</b>	<b>18.907</b>	<b>19.056</b>
Bijača	1.149	9.252	877	8.937
Brčko	36	0	8	0
Bosanski Brod	3.173	0	3.585	0
Gorica	525	722	421	392
Gradina	1.201	1.172	1.238	1.195
Gradiška	2.518	586	2.540	276
Hukića Brdo	177	971	133	576
Izačić	1.340	3.759	1.507	2.612
Kamensko	2.101	0	1.956	0
Orašje	4.083	3.963	3.810	3.515
Šamac	3.649	905	2.592	1.490
Strmica	202	37	238	21
Ivanjica	19	27	2	27
Osoje	0	55	0	15
Orahovlje				
<b>Preko bosanskohercegovačko-srbijanske granice/ Across Bosnia and Herzegovina- Serbia border</b>	<b>8.861</b>	<b>15.950</b>	<b>8.864</b>	<b>14.256</b>
Karakaj	4.204	6.415	3.813	5.679
Pavlovića Most	905	4.869	995	3.907
Rača	3.005	4.064	2.412	4.302
Uvac	85	23	743	19
Vardište	662	12	901	3
Bratunac		438	0	293
Skelani		129	0	53
<b>Preko bosanskohercegovačko-crnogorske granice/ Across Bosnia and Herzegovina- Montenegro border</b>	<b>2.253</b>	<b>313</b>	<b>1.641</b>	<b>723</b>
Deluša	1.117		743	211
Hum	106	92	39	106
Klobuk	897	207	811	384
Metaljka	133	14	48	22

**T.6. Cestovni granični promet robe u teretnim motornim vozilima (ulaz), prema zemljama registracije**
*Road cross-border traffic of goods in freight motor vehicles(entry), by country of registration*

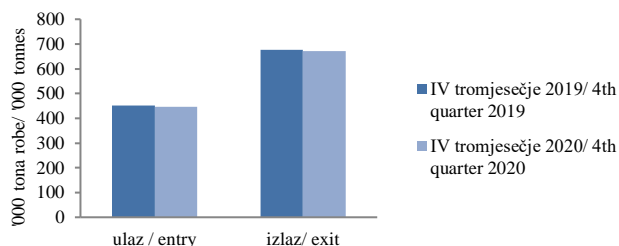
Zemlja registracije	Ulaz Entry				Country of registration
	IV tromjesečje 2019. 4 <sup>th</sup> quarter 2019		IV tromjesečje 2020. 4 <sup>th</sup> quarter 2020		
	Broj vozila sa teretom Number of loaded vehicles	Tona robe tis.t Tonnes of goods'000t	Broj vozila sa teretom Number of loaded vehicles	Tona robe tis.t Tonnes of goods'000t	
<b>Ukupno</b>	<b>14.581</b>	<b>451.617</b>	<b>11.697</b>	<b>441.056</b>	<b>Total</b>
Bosna i Hercegovina	7.159	333.230	5.538	327.993	Bosnia and Herzegovina
Strane zemlje	7.422	118.387	6.159	117.617	Foreign countries
Albanija	14	222	24	545	Albania
Andora	28	38	6	31	Andorra
Austrija	210	1.727	208	6.030	Austria
Bahrein	1	0	0	0	Bahrain
Belgija	39	88	8	21	Belgium
Bjelorusija	10	184	18	311	Belarus
Bugarska	108	1.354	106	1.335	Bulgaria
Crna Gora	244	6.178	487	12.571	Montenegro
Češka	58	371	52	393	Czech Republic
Danska	19	68	7	17	Denmark
Estonija	3	40	0	0	Estonia
Finska	2	3	2	20	Finland
Francuska	85	174	42	113	France
Grčka			5	24	Greece
Nizozemska	176	603	118	418	Netherlands
Hrvatska	1.311	28.734	1.185	30.136	Croatia
Italija	91	518	39	433	Italy
Litva	4	60	2	25	Lithuania
Luksemburg	8	15	2	3	Luxembourg
Mađarska	119	1.037	94	853	Hungary
Makedonija	447	9.891	236	5.096	North Macedonia
Moldavija	9	199	12	273	Moldova
Norveška	22	45	7	51	Norway
Njemačka	617	4.476	409	2.838	Germany
Poljska	167	1.366	128	1.032	Poland
Rumunjska	43	414	33	639	Romania
Rusija	30	566	22	426	Russia Federation
SAD	3	7	2	3	USA
Slovačka	27	502	22	291	Slovakia
Slovenija	682	16.158	609	14.976	Slovenia
Srbija	1.882	28.335	1.372	23.731	Serbia
Španjolska	1	0	4	6	Spain
Švedska	69	230	53	175	Sweden
Švicarska	295	1.027	254	967	Switzerland
Turska	412	9.801	300	8.206	Turkey
Ukrajina	46	869	44	1.076	Ukraine
Velika Britanija	7	38	3	2	United Kingdom
Ostale zemlje	193	3.049	244	4.554	Other countries

**T.7. Cestovni granični promet robe u teretnim motornim vozilima (izlaz), prema zemljama registracije**
*Road cross-border traffic of goods in freight motor vehicles(exit), by country of registration*

Zemlja registracije	Izlaz Exit				Country of registration
	IV tromjesečje 2019. 4 <sup>th</sup> quarter 2019		IV tromjesečje 2020. 4 <sup>th</sup> quarter 2020		
	Broj vozila sa teretom Number of loaded vehicles	Tona robe tis.t Tonnes of goods'000t	Broj vozila sa teretom Number of loaded vehicles	Tona robe tis.t Tonnes of goods'000t	
<b>Ukupno</b>	<b>31.287</b>	<b>675.660</b>	<b>29.412</b>	<b>671.608</b>	<b>Total</b>
Bosna i Hercegovina	22.053	485.274	20.291	464.578	Bosnia and Herzegovina
Strane zemlje	9.234	190.386	9.121	207.030	Foreign countries
Albanija	32	749	49	1.148	Albania
Andora	28	38	5	22	Andorra
Austrija	17	7	6	3	Austria
Bahrein	5	99	4	95	Bahrain
Belgija	1		0	0	Belgium
Bjelorusija	5	103	4	67	Belarus
Bugarska	79	1.555	80	1.638	Bulgaria
Crna Gora	1.085	25.921	1.022	24.575	Montenegro
Češka	6	2	5	8	Czech Republic
Danska	0	0	0	0	Denmark
Francuska	2		1	2	France
Grčka			4	35	Greece
Nizozemska	5	44	5	7	Netherlands
Hrvatska	3.012	62.889	2.701	60.222	Croatia
Italija	18	55	7	47	Italy
Litva	14	327	12	295	Lithuania
Mađarska	204	5.070	1	0	Hungary
Makedonija	175	4.050	133	3.187	Nort Macedonia
Moldavija	2	44	2	41	Moldova
Norveška	1	2	0	0	Norway
Njemačka	49	84	41	64	Germany
Poljska	45	791	39	751	Poland
Rumunjska	15	121	9	6	Romania
Rusija	14	267	21	430	Russia Federation
SAD	2	4	0	0	USA
Slovačka	17	356	6	127	Slovakia
Slovenija	658	13.223	657	14.385	Slovenia
Srbija	3.562	70.978	4.103	95.470	Serbia
Španjolska	1	106	2	53	Spain
Švedska	0	0	2	30	Sweedeen
Švicarska	4	2	0	0	Switzerland
Turska	41	760	14	141	Turkey
Ukrajina	8	97	7	147	Ukraine
Velika Britanija	3	32	2	1	United Kingdom
Ostale zemlje	124	2.610	177	4.031	Other countries

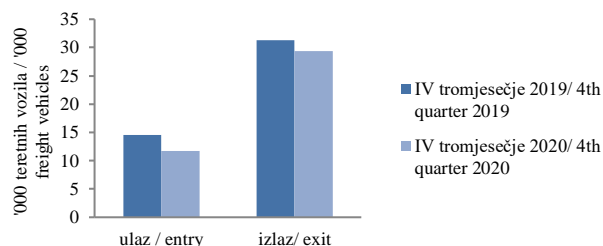
## G.2. Cestovni granični promet robe u teretnim motornim vozilima, ulaz i izlaz

*Road cross-border traffic of freight in motor vehicles, entry and exit*



## G.3. Cestovni granični promet teretnih motornih vozila sa teretom, ulaz i izlaz

*Road cross-border traffic of loaded freight motor vehicles, entry and exit*



## METODOLOŠKA OBJAŠNJENJA

### Izvori i metode prikupljanja

Svrha istraživanja je prikupiti podatke o radu pretovarnih poduzeća te prikupiti podatke o uvozu, izvozu, tranzitu, broju vozila na ulazu, broju vozila na izlazu, međunarodnom cestovnom prometu na ulazu, međunarodnom cestovnom prometu na izlazu. U obuhvat istraživanja o graničnom prometu teretnih motornih vozila uključeni su svi cestovni granični prelazi na kojima postoji carinska ispostava. Podatke za cestovni granični promet teretnih motornih vozila i robe Agencija za statistiku BiH preuzela je od Uprave za neizravno oporezivanje BiH. Podaci obuhvaćaju sva cestovna teretna motorna vozila i robu koja je prešla granicu i ušla u državu Bosnu i Hercegovinu odnosno izašla iz Bosne i Hercegovine. Teretna cestovna motorna vozila razvrstavaju se prema zemlji u kojoj su registrirana i prate se prema smjerovima kretanja i graničnim prijelazima.

### DEFINICIJE

**Granični prijelaz** je mjesto namijenjeno prijelazu državne granice. Granični prijelazi su međunarodni, međudržavni ili pogranični. Mogu biti cestovni, zračni, pomorski prijelazi i prijelazi na unutarnjim vodenim putevima.

**Granični prijelazi za međunarodni promet** namijenjeni su graničnom prometu građana države Bosne i Hercegovine i građanima drugih zemalja.

**Granični prijelazi za pogranični promet** namijenjeni su graničnom prometu građana određenog područja države Bosne i Hercegovine i određenog područja susjedne zemlje prema međunarodnom sporazumu.

**Roba na ulazu** je roba koja je ušla u carinsko područje države Bosne i Hercegovine, a **roba na izlazu** je roba koja napušta carinsko područje Bosne i Hercegovine.

## NOTES OF METHODOLOGY

### Source and methods of data collection

*The purpose of the research is to gather information on the work of transfer companies and gather information on the temporary import, temporary export, transit, the number of vehicles at the exit international road transport at the door, international road transport at the exit. Data on cross-border traffic of freight motor vehicles cover all border crossings where there are customs offices. Data for cross-border traffic of freight vehicles and goods Agency for Statistics of BiH has taken from the Indirect Taxation Authority BiH. Data includes all freight road vehicles and goods crossing the border and entering or exiting the Bosnia and Herzegovina. Freight motor vehicles are grouped according to a country of registration and monitored according to the directions of movement and border crossings.*

### DEFINITION

*Border crossing is a place intended for crossing the state border. Border crossings are international, interstate or local ones. They may be road, railway, air, maritime crossings or crossings on inland waterways.*

*Border crossings for the international traffic are intended for a cross-border traffic of citizens of the Bosnia and Herzegovina and citizens of other countries.*

*Border crossings for the local traffic are intended for a cross-border traffic of citizens from a certain area of the Bosnia and Herzegovina and a certain area of the neighbouring country according to the international agreement*

*Goods in entry are goods that entered the customs territory of the Bosnia and Herzegovina, while goods in exit are goods that exited from the customs territory of the Bosnia and Herzegovina.*



**Teretno vozilo** je motorno vozilo kojim se prevozi roba i koje je evidentirano na ulazu u carinsko područje države Bosne i Hercegovine ili na izlazu iz carinskog područja države Bosne i Hercegovine od strane carinske uprave.

**Tranzit** označava prevoz robe od carinarnice na teritoriji jedne strane ugovornice do druge carinarnice u istoj teritoriji, sukladno uvjetima predviđenim nacionalnim zakonima i propisima te strane ugovornice.

#### Kratice

t tona  
'000 t tisuće tona

*Freight vehicle is a motor vehicle used for the transport of goods, which is recorded by the Customs Authority in the entry to the customs territory of the Bosnia and Herzegovina or in the exit from the customs territory of Bosnia and Herzegovina*

*Transit means the transport of goods from the customs territory of one part to another office in the same territory, in accordance with the conditions provided for by national laws and regulations of that country*

#### Abbreviations

t tonne  
'000 t '000 tonne

**Publikuje Agencija za statistiku Bosne i Hercegovine, 71000 Sarajevo, Zelenih beretki 26**  
*Published by the Agency for Statistics of the Bosnia and Herzegovina, 71000 Sarajevo, Zelenih beretki 26*  
**Telefon/Phone: +387 (33) 911 911 | Telefaks/Telefax: +387 (33) 220 622**  
**Elektronička pošta/E-mail: [bhas@bhas.gov.ba](mailto:bhas@bhas.gov.ba) | Internetska stranica/Web site: [www.bhas.gov.ba](http://www.bhas.gov.ba)**

**Odgovorne osobe/Responsible persons:**

**Ševala Korajčević, Šef odsjeka za transport, okoliš, Energiju i regionalne statistike**  
*Ševala Korajčević, Head of Transport, Environment, Energy and Regional Statistics Department*

**Vesna Čužić, ravnatelj**  
*Vesna Čužić, Director*

**Priprema priredio: Dragan Jovović**  
*Prepared by: Dragan Jovović*



**razmislite o očuvanju okoliša prije tiskanja dokumenta.**  
*Please consider the environment before printing this document.*