



Users are kindly requested to mention the data source

YEAR XIV

SARAJEVO, 06.11.2020.

NUMBER 08

## TOURISM STATISTICS

### Cumulative data, January – September 2020

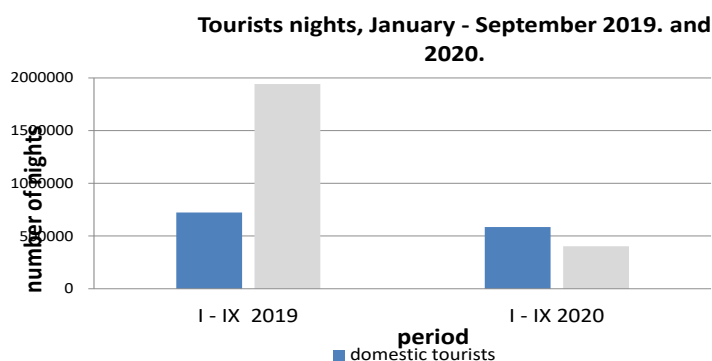
In the period from January – September 2020 tourists realised 385,578 tourists arrivals which represent the decrease by 69.9% and 987,517 overnight stays which is decrease by 62.9% as compared to the same period of 2019.

The number of domestic tourist nights decrease by 19.1% and number of foreign tourist nights decrease by 79.2% as compared to the same period of 2019. Domestic tourist's share of total number of overnight stays was 59.2% and foreign tourists share was 40.8%.

Concerning the structure of foreign tourist nights, most of them (74.7%) were realised by tourists from Serbia (29.1%), Croatia (26.4%), Slovenia (5.2%), Turkey (3.4%), Germany and Montenegro (each by 3.1%), United Arab Emirates (2.5%) and (China (1,9%). Tourists from other countries realised 25.3% of tourist nights.

Regarding the average detention of foreign tourist stays, on the first place comes Iran with average stay of 11.6 nights, South Africa with 5.6 nights, Kuwait with 4.5 nights and Cyprus with 3.4 nights.

According to the type of accommodation facility the highest number of nights was recorded in Hotels and similar accommodation with share of 92.5%.

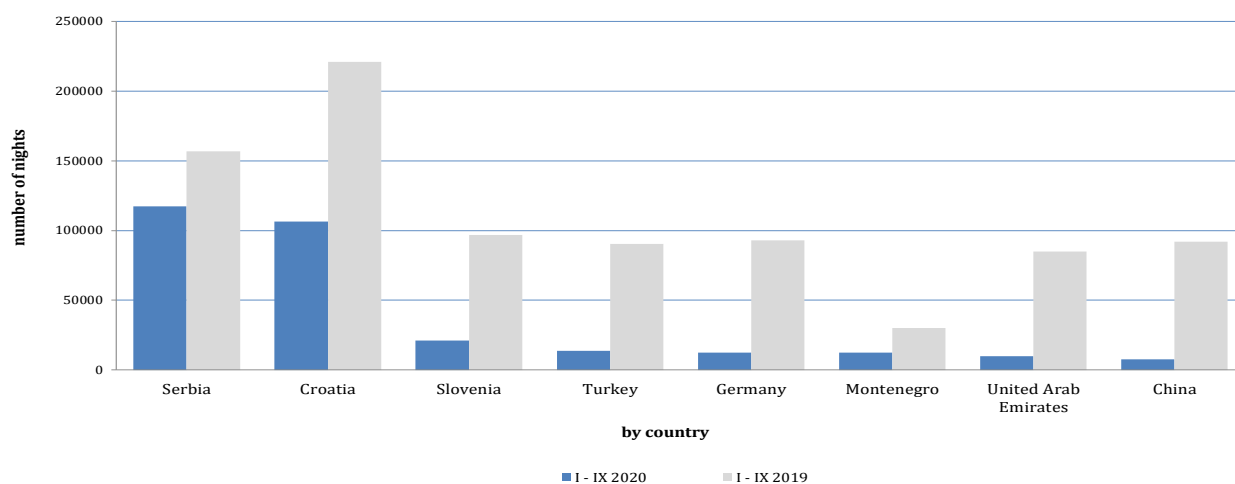


**Table1 : Tourist arrivals and nights**

	ARRIVALS			NIGHTS			I - IX 2020	
	I - IX 2019 *	I - IX 2020	Indices $\frac{I - IX 2020}{I - IX 2019}$	I - IX 2019 *	I - IX 2020	Indices $\frac{I - IX 2020}{I - IX 2019}$	Structure of nights %	Average number of nights by arrivals
<b>TOTAL</b>	<b>1,282,087</b>	<b>385,578</b>	<b>30,1</b>	<b>2,664,098</b>	<b>987,517</b>	<b>37,1</b>	<b>100,0</b>	<b>2,6</b>
Domestic tourist	326,216	225,770	69,2	722,601	584,334	80,9	59,2	2,6
Foreign tourist	955,871	159,808	16,7	1,941,497	403,183	20,8	40,8	2,5

\*) final dana

**Foreign tourist nights by country of residence, January - September 2019. and 2020.**



**Table 2 : Foreign tourist arrivals and nights by country of residence**

	ARRIVALS			NIGHTS			I - IX 2020	
	I - IX 2019 *	I - IX 2020	Indices $\frac{I - IX 2020}{I - IX 2019}$	I - IX 2019 *	I - IX 2020	Indices $\frac{I - IX 2020}{I - IX 2019}$	Structure of nights %	Average number of nights by arrivals
<b>TOTAL</b>	<b>955,871</b>	<b>159,808</b>	<b>16,7</b>	<b>1,941,497</b>	<b>403,183</b>	<b>20,8</b>	<b>100,0</b>	<b>2,5</b>
Albania	3,227	928	28,8	6,110	1,655	27,1	0,4	1,8
Austria	22,138	3,489	15,8	41,918	7,216	17,2	1,8	2,1
Belgium	6,501	535	8,2	14,939	1,377	9,2	0,3	2,6
Bulgaria	6,445	775	12,0	11,334	1,419	12,5	0,4	1,8
Montenegro	13,660	5,076	37,2	29,986	12,368	41,2	3,1	2,4
Czech Republic	7,786	935	12,0	14,774	1,513	10,2	0,4	1,6
Denmark	5,744	501	8,7	14,172	1,433	10,1	0,4	2,9
Estonia	466	33	7,1	1,085	63	5,8	0,0	1,9
Finland	2,369	150	6,3	5,244	391	7,5	0,1	2,6
France	17,819	1,265	7,1	49,034	2,899	5,9	0,7	2,3
Greece	5,275	433	8,2	10,498	999	9,5	0,2	2,3
Netherlands	14,694	1,719	11,7	35,480	3,949	11,1	1,0	2,3
Croatia	98,795	37,757	38,2	221,129	106,398	48,1	26,4	2,8
Ireland	3,762	358	9,5	11,961	895	7,5	0,2	2,5
Iceland	388	21	5,4	1,280	45	3,5	0,0	2,1

(continued on next page)

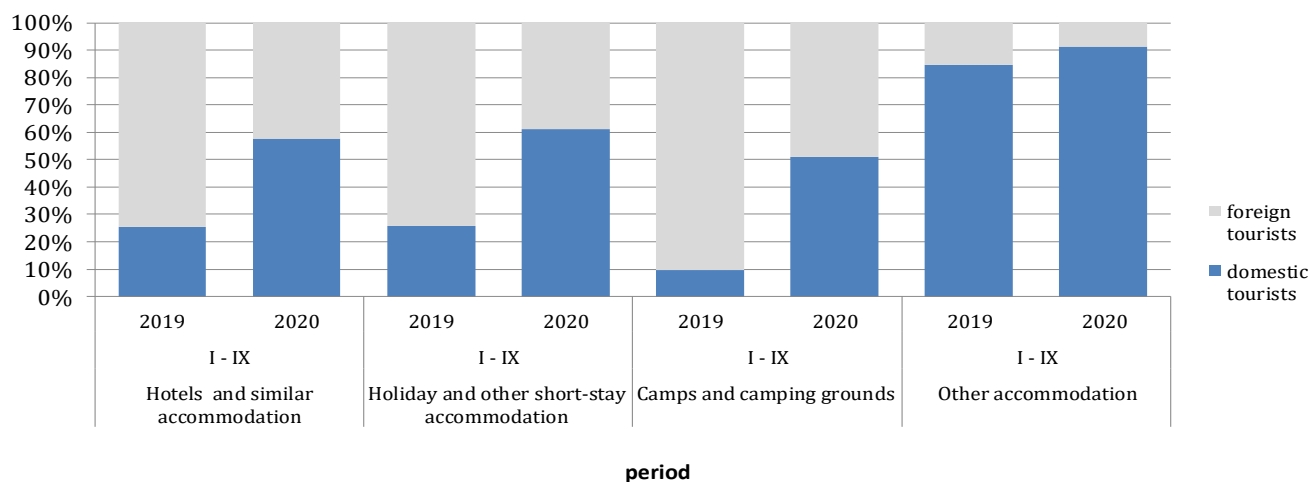
(continued)

	ARRIVALS			NIGHTS			I - IX 2020	
	I - IX 2019 *	I - IX 2020	Indices <u>I - IX 2020</u> I - IX 2019	I - IX 2019 *	I - IX 2020	Indices <u>I - IX 2020</u> I - IX 2019	Structure of nights %	Average number of nights by arrivals
Italy	38,121	2,940	7,7	94,796	7,101	7,5	1,8	2,4
Cyprus	745	67	9,0	1,036	226	21,8	0,1	3,4
Latvia	695	28	4,0	1,705	71	4,2	0,0	2,5
Lithuania	1,230	533	43,3	2,414	755	31,3	0,2	1,4
Luxembourg	699	235	33,6	1,493	581	38,9	0,1	2,5
Hungary	14,742	1,184	8,0	25,957	3,953	15,2	1,0	3,3
Malta	455	15	3,3	2,154	45	2,1	0,0	3,0
Norway	3,938	354	9,0	8,770	904	10,3	0,2	2,6
Germany	43,679	5,079	11,6	93,052	12,412	13,3	3,1	2,4
Poland	34,966	957	2,7	83,092	2,328	2,8	0,6	2,4
Portugal	3,466	196	5,7	4,710	430	9,1	0,1	2,2
Romania	5,312	546	10,3	10,290	1,658	16,1	0,4	3,0
Russian Federation	5,253	1,037	19,7	10,323	2,634	25,5	0,7	2,5
Southern Macedonia 1)	7,012	1,931	27,5	14,308	4,784	33,4	1,2	2,5
Slovakia	3,878	411	10,6	8,243	1,141	13,8	0,3	2,8
Slovenia	50,485	8,721	17,3	96,876	21,052	21,7	5,2	2,4
Serbia	77,401	45,910	59,3	156,962	117,49	74,9	29,1	2,6
Spain	15,326	688	4,5	25,932	1,479	5,7	0,4	2,1
Switzerland (including Liechtenstein)	10,090	1,514	15,0	21,857	3,758	17,2	0,9	2,5
Sweden	11,008	1,600	14,5	24,584	3,847	15,6	1,0	2,4
Turkey	58,929	6,081	10,3	90,238	13,699	15,2	3,4	2,3
United Kingdom	12,406	1,344	10,8	28,885	3,298	11,4	0,8	2,5
Ukraine	1,653	266	16,1	4,311	743	17,2	0,2	2,8
Other European countries	2,670	340	12,7	6,852	991	14,5	0,2	2,9
Egypt	1,009	184	18,2	2,738	582	21,3	0,1	3,2
South Africa	546	32	5,9	1,205	180	14,9	0,0	5,6
Other African countries	2,216	435	19,6	6,127	1,706	27,8	0,4	3,9
Canada	6,406	349	5,4	13,111	812	6,2	0,2	2,3
USA	27,592	3,524	12,8	58,449	7,291	12,5	1,8	2,1
Other Northern American countries	726	58	8,0	1,477	238	16,1	0,1	4,1
Brazil	4,931	265	5,4	9,213	685	7,4	0,2	2,6
Other Southern and Central American countries	6,015	374	6,2	12,276	979	8,0	0,2	2,6
Bahrain	6,617	508	7,7	19,450	1,382	7,1	0,3	2,7
India	2,048	140	6,8	4,227	365	8,6	0,1	2,6
Iran	418	72	17,2	1,053	838	79,6	0,2	11,6
Israel	6,108	223	3,7	14,421	490	3,4	0,1	2,2
Japan	8,365	423	5,1	11,088	1,006	9,1	0,2	2,4
Republic of Korea	35,861	1,533	4,3	40,989	1,652	4,0	0,4	1,1
Qatar	4,036	469	11,6	11,580	1,275	11,0	0,3	2,7
China	77,534	4,644	6,0	92,005	7,565	8,2	1,9	1,6
Kuwait	7,550	959	12,7	26,004	4,299	16,5	1,1	4,5
Malaysia	10,637	861	8,1	13,946	1,335	9,6	0,3	1,6
Oman	8,674	488	5,6	21,026	1,202	5,7	0,3	2,5
Saudi Arabia	62,760	1,871	3,0	150,091	5,734	3,8	1,4	3,1
United Arab Emirates	28,353	3,531	12,5	84,884	9,882	11,6	2,5	2,8
Other Asian countries	24,056	2,388	9,9	38,559	4,204	10,9	1,0	1,8
Australia	8,659	434	5,0	16,980	1,335	7,9	0,3	3,1
New Zealand	1,146	43	3,8	2,238	88	3,9	0,0	2,0
Other countries of Oceania	380	48	12,6	576	58	10,1	0,0	1,2

1) before FYR of Macedonia

\*) final data

**Structure of tourists nights according to the classification of activity 1),  
January - September 2019. and 2020.**



**Table 3 : Tourist arrivals and nights according to the classification of activities <sup>1)</sup>**

	ARRIVALS			NIGHTS			I - IX 2020
	I - IX 2019 *	I - IX 2020	Indices $\frac{I - IX 2020}{I - IX 2019}$	I - IX 2019 *	I - IX 2020	Indices $\frac{I - IX 2020}{I - IX 2019}$	Structure of nights %
<b>TOTAL</b>	<b>1,282,087</b>	<b>385,578</b>	<b>30,1</b>	<b>2,664,098</b>	<b>987,517</b>	<b>37,1</b>	<b>100,0</b>
Hotels and similar accommodation	1,205,802	365,572	30,3	2,451,217	913,243	37,3	92,5
Holiday and other short-stay accommodation	50,693	12,343	24,3	110,257	28,762	26,1	2,9
Camps and camping grounds	16,059	3,972	24,7	26,410	7,115	26,9	0,7
Other accommodation	9,533	3,691	38,7	76,214	38,397	50,4	3,9
<b>Domestic tourists</b>	<b>326,216</b>	<b>225,770</b>	<b>69,2</b>	<b>722,601</b>	<b>584,334</b>	<b>80,9</b>	<b>59,2</b>
Hotels and similar accommodation	300,967	212,582	70,6	627,138	528,100	84,2	53,5
Holiday and other short-stay accommodation	15,593	8,421	54,0	28,332	17,557	62,0	1,8
Camps and camping grounds	1,905	1,398	73,4	2,596	3,625	139,6	0,4
Other accommodation	7,751	3,369	43,5	64,535	35,052	54,3	3,5
<b>Foreign tourist</b>	<b>955,871</b>	<b>159,808</b>	<b>16,7</b>	<b>1,941,497</b>	<b>403,183</b>	<b>20,8</b>	<b>40,8</b>
Hotels and similar accommodation	904,835	152,990	16,9	1,824,079	385,143	21,1	39,0
Holiday and other short-stay accommodation	35,100	3,922	11,2	81,925	11,205	13,7	1,1
Camps and camping grounds	14,154	2,574	18,2	23,814	3,490	14,7	0,4
Other accommodation	1,782	322	18,1	11,679	3,345	28,6	0,3

<sup>1)</sup> The Classification of Economic Activities of BiH 2010

\*) final data

## NOTES ON METHODOLOGY

### The purpose of the statistical survey

The purpose of the statistical survey is to monitor the tourist activity realised in commercial accommodation establishments and to provide internationally comparable BiH's statistics of tourism in accordance with current EU standards for the tourism statistics.

### Observation units

Observation units are all business entities /legal units which are, by the main activity, registered in accommodation activity (division 55 - KD BiH 2010), persons as well as households that rent accommodation establishments to tourists. For the purpose of the survey, Classification of Activities in Bosnia and Herzegovina - KD BiH 2010 was used, and it is fully compliant with the European Classification of Economic Activities - NACE Rev. 2.

### Coverage

Reporting units are all business entities (enterprises, entrepreneurs, institutions, associations etc.) and parts thereof engaged in providing accommodation services in tourism registered according to the CA BiH 2010 under section : 55.1 (hotels and similar accommodation), 55.2 (holiday and other short - stay accommodation), 55.3 (camps and camping grounds), 55.9 (other accommodation), health institutions for their facilities in which persons stay for medical rehabilitation (costs are on persons themselves), business entities and parts thereof engaged in tourist stay in rural households, houses, camps, apartments and rooms directly rented by private persons/households. Survey covers the entire territory of Bosnia and Herzegovina.

### Source and methods of data collection

Data on turnover of tourists (number of tourist arrivals and tourist nights) are collected from regular monthly report (TU-11 form). Reports are usually made on the basis of reception records in guest books, entities and their parts engaged in organising and arranging of tourists.

### Definitions

**Tourism** means the activity of visitors taking a trip to a main destination outside their usual environment for less than a year, for leisure, business or other personal purpose other than to be employed by a resident entity in the place visited.

**Tourist** is every person who, outside his place of permanent residence, spends one night in a hotel or some other accommodation facility for reasons of rest, recreation, health, study, sport, religion, family, business, public tasks or meeting.

**Residence** is a place where a person came with the intention of permanent stay. Tourist is registered in every place or establishment where he stays and, therefore, in case he/she changes the place or establishment, he/she must register again, which results in data ambiguity. Consequently, the statistics register the number of tourist arrivals and not the number of tourists.

**Domestic tourist** is a person with permanent residence in the BiH who spends at least one night in a hotel or some other accommodation establishment outside their place or residence.

**Foreign tourist** is every person with permanent residence outside in BiH who temporarily resides in BiH and who spends at least one night in a hotel or some other accommodation establishment.

### Symbols

- no occurrence

0,0 value not zero but less than 0,05 unit of measure use

---

Published and printed by the Agency for Statistics of the Bosnia and Herzegovina, 71000 Sarajevo, Zelenih beretki 26

Phone: +387 (33) 911 911 · Telefax: +387 (33) 220 622

E-mail : [bhas@bhas.gov.ba](mailto:bhas@bhas.gov.ba) Web site: <http://www.bhas.gov.ba>

Person responsible: Vesna Čužić, Actg. Dir.

Prepared by: Ms. Jasmina Omić

First Release data are also published on the Internet

---