



FIRST RELEASE



Users are kindly requested to mention the data source

YEAR XIV

SARAJEVO, 03.12.2020

NUMBER 10

TOURISM STATISTICS

Tourism in BH October, 2020

In October 2020 tourists realised 43,751 tourist arrivals in Bosnia and Hercegovina which represent the decrease by 20.7% as compared to September 2020 and decrease by 73.3% as compared to October 2019. Tourists realised 103,465 tourist nights which represent the decrease by 26.7% as compared to September 2020 and decrease by 68.3% as compared to October 2019. Domestic tourists share of total number of overnight stays was 68.7% and foreign tourists share was 31.3%.

The number of domestic tourist nights increased by 33.3% as compared to September 2020 and increased by 17.8% as compared to October 2019. Foreign tourist nights increased by 6,6% as compared to September 2020 and creased by 86,5% as compared to October 2019.

Concerning the structure of foreign tourist nights in October 2020, the most of them (69.6%) were realised by tourists from: Serbia with (25.7%), UAE (18.1%), Croatia (17.0%) and Turkey and Kuwait by (4.4%) . Tourists from other countries realised 30.4% of tourist nights.

Regarding the average detention of foreign tourist stays in our country on the first place comes: Japan wiht average stay by 29.0 nights, Malasia 11.4 nights, Iran 10.3 nights, Finland 5.2 nights, Hungary and Poland by with 5.1 nights.

Available rooms, apartments and camping sites for tourists in Bosnia and Herzegovina in October 2020 amounted to 15,125 which is 26.2% decrease compared to October 2019. Number of available beds was 32,418 beds, which is decrease by 26,0%, compared to the same month of 2019.

In October 2020, in the activity - Hotels and similar accommodation, number of rooms and apartments available to tourists amounted to 13,833, which is an decrease of 23.9% compared to October 2019., and number of available beds amounted to 28,368 which is an decrease of 24.3%, compared to the same month of the previous year.

Net occupancy rate of permanent beds in October 2020 was 10.7%.

According to the type of accommodation facility the highest number of nights was recorded in Hotels and similar accommodation with share of 90.8%.

Tourist nights by months October 2019.- October 2020.

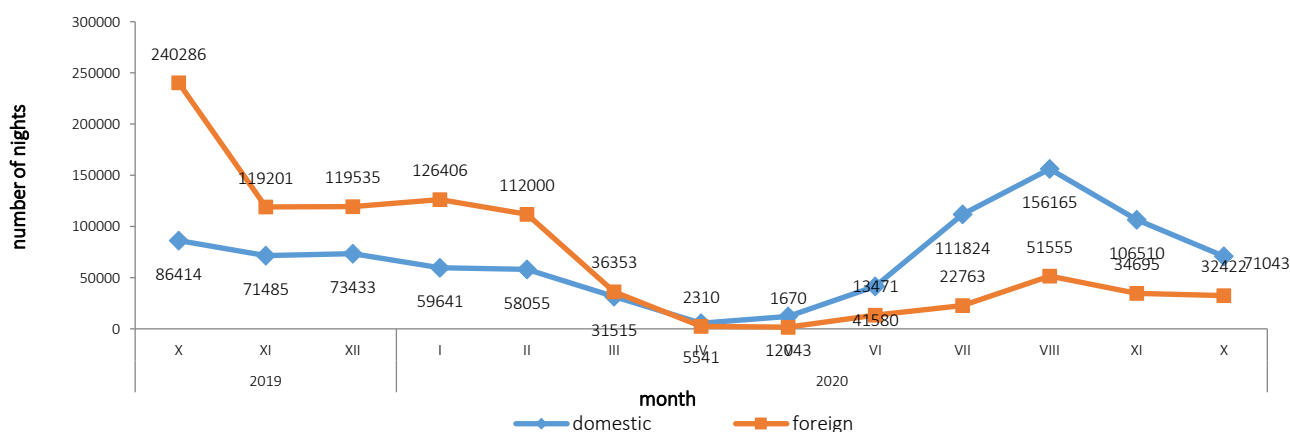


Table 1: Tourist arrivals and nights

	Arrivals					Nights					X 2020	
	X 2019*	IX 2020	X 2020	Indices <u>X 2020</u> IX 2020	Indices <u>X 2020</u> X 2019	X 2019*	IX 2020	X 2020	Indices <u>X 2020</u> IX 2020	Indices <u>X 2020</u> X 2019	Structure of nights %	Average number of nights by arrivals
TOTAL	166.367	55.156	43.751	79,3	26,3	326.700	141.205	103.465	73,3	31,7	100,0	2,4
Domestic tourist	41.432	40.117	29.350	73,2	70,8	86.414	106.510	71.043	66,7	82,2	68,7	2,4
Foreign tourist	124.935	15.039	14.401	95,8	11,5	240.286	34.695	32.422	93,4	13,5	31,3	2,3

*final data

Tourist arrivals by months October 2019. - October 2020.

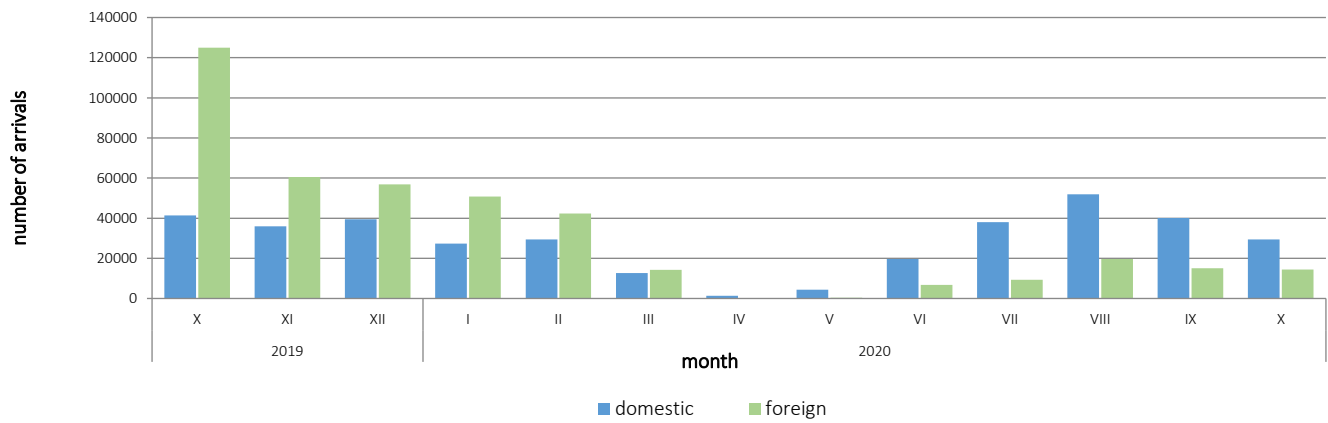


Table 2: Foreign tourist arrivals and nights, by country of residence

	Arrivals					Nights					X 2020	
	X 2019*	IX 2020	X 2020	Indices X 2020 IX 2020	Indices X 2020 X 2019	X 2019*	IX 2020	X 2020	Indices X 2020 IX 2020	Indices X 2020 X 2019	Structure of nights %	Average number of nights by arrivals
Total	124.935	15.039	14.401	95,8	11,5	240.286	34.695	32.422	93,4	13,5	100,0	2,3
Foreign tourist												
Albania	501	27	87	322,2	17,4	993	47	144	306,4	14,5	0,4	1,7
Austria	2.456	293	386	131,7	15,7	4.334	545	822	150,8	19,0	2,5	2,1
Belgium	493	8	9	112,5	1,8	1.449	47	13	27,7	0,9	0,0	1,4
Bulgaria	663	45	46	102,2	6,9	1.365	119	128	107,6	9,4	0,4	2,8
Montenegro	1.680	330	494	149,7	29,4	3.470	585	842	143,9	24,3	2,6	1,7
Czech Republic	734	60	74	123,3	10,1	1.243	109	143	131,2	11,5	0,4	1,9
Denmark	721	53	27	50,9	3,7	1.531	139	50	36,0	3,3	0,2	1,9
Estonia	78	-	-	-	-	183	-	-	-	-	-	-
Finland	1.034	3	5	166,7	0,5	2.470	10	26	260,0	1,1	0,1	5,2
France	1.696	85	153	180,0	9,0	5.001	180	321	178,3	6,4	1,0	2,1
Greece	731	31	31	100,0	4,2	1.427	81	114	140,7	8,0	0,4	3,7
Netherlands	1.194	100	164	164,0	13,7	3.491	237	353	148,9	10,1	1,1	2,2
Croatia	12.966	2.009	2.710	134,9	20,9	30.492	4.047	5.497	135,8	18,0	17,0	2,0
Ireland	815	8	8	100,0	1,0	2.853	40	17	42,5	0,6	0,1	2,1
Iceland	55	-	-	-	-	87	-	-	-	-	-	-
Italy	5.122	176	152	86,4	3,0	13.137	479	484	101,0	3,7	1,5	3,2
Cyprus	17	15	1	6,7	5,9	40	15	1	6,7	2,5	0,0	1,0
Latvia	82	1	4	400,0	4,9	223	1	6	600,0	2,7	0,0	1,5
Lithuania	126	119	3	2,5	2,4	315	119	3	2,5	1,0	0,0	1,0
Luxembourg	33	13	13	100,0	39,4	45	36	32	88,9	71,1	0,1	2,5

(continued on next page)

(continued)

	Arrivals					Nights					X 2020	
	X 2019*	IX 2020	X 2020	Indices X 2020 IX 2020	Indices X 2020 X 2019	X 2019*	IX 2020	X 2020	Indices X 2020 IX 2020	Indices X 2020 X 2019	Structure of nights %	Average number of nights by arrivals
Hungary	2.116	54	48	88,9	2,3	3.933	326	246	75,5	6,3	0,8	5,1
Malta	8	1	-	-	-	25	1	-	-	-	-	-
Norway	680	14	29	207,1	4,3	1.899	71	88	123,9	4,6	0,3	3,0
Germany	8.690	353	358	101,4	4,1	18.413	936	919	98,2	5,0	2,8	2,6
Poland	1.691	165	41	24,8	2,4	3.194	314	208	66,2	6,5	0,6	5,1
Portugal	221	79	16	20,3	7,2	507	160	38	23,8	7,5	0,1	2,4
Romania	533	41	30	73,2	5,6	1.339	84	83	98,8	6,2	0,3	2,8
Russian Federation	779	27	57	211,1	7,3	2.040	91	138	151,6	6,8	0,4	2,4
North of Macedonia ¹⁾	1.691	102	96	94,1	5,7	2.873	440	322	73,2	11,2	1,0	3,4
Slovakia	246	37	17	45,9	6,9	563	49	56	114,3	9,9	0,2	3,3
Slovenia	8.627	177	314	177,4	3,6	15.141	511	642	125,6	4,2	2,0	2,0
Serbia	9.279	6.905	4.265	61,8	46,0	16.846	14.979	8.325	55,6	49,4	25,7	2,0
Spain	1.566	102	39	38,2	2,5	3.404	142	75	52,8	2,2	0,2	1,9
Switzerland (including Liechtenstein)	1.176	60	71	118,3	6,0	2.395	206	255	123,8	10,6	0,8	3,6
Sweden	1.358	94	131	139,4	9,6	2.885	276	356	129,0	12,3	1,1	2,7
Turkey	6.917	505	578	114,5	8,4	11.836	1.150	1.430	124,3	12,1	4,4	2,5
United Kingdom	1.754	104	207	199,0	11,8	4.785	200	520	260,0	10,9	1,6	2,5
Ukraine	166	63	14	22,2	8,4	640	95	26	27,4	4,1	0,1	1,9
Other European countries	370	13	61	469,2	16,5	1.262	20	107	535,0	8,5	0,3	1,8
Egypt	91	9	6	66,7	6,6	305	24	18	75,0	5,9	0,1	3,0
South Africa	87	1	2	200,0	2,3	159	1	2	200,0	1,3	0,0	1,0
Other African countries	190	44	56	127,3	29,5	1.030	69	68	98,6	6,6	0,2	1,2
Canada	981	18	28	155,6	2,9	1.786	63	51	81,0	2,9	0,2	1,8
USA	3.578	454	389	85,7	10,9	8.134	871	646	74,2	7,9	2,0	1,7
Other Northern American countries	115	9	5	55,6	4,3	322	36	12	33,3	3,7	0,0	2,4
Brazil	671	21	21	100,0	3,1	1.649	30	81	270,0	4,9	0,2	3,9
Other Southern and Central	983	20	21	105,0	2,1	1.860	36	60	166,7	3,2	0,2	2,9
Bahrain	339	31	58	187,1	17,1	665	112	133	118,8	20,0	0,4	2,3
India	146	4	8	200,0	5,5	440	9	18	200,0	4,1	0,1	2,3
Iran	77	4	8	200,0	10,4	186	8	82	1025,0	44,1	0,3	10,3
Israel	511	13	20	153,8	3,9	1.167	22	23	104,5	2,0	0,1	1,2
Japan	1.940	6	3	50,0	0,2	2.483	64	87	135,9	3,5	0,3	29,0
Republic of Korea	4.021	4	2	50,0	0,0	4.474	4	2	50,0	0,0	0,0	1,0
Qatar	201	110	52	47,3	25,9	491	366	205	56,0	41,8	0,6	3,9
China	17.912	64	95	148,4	0,5	21.069	161	124	77,0	0,6	0,4	1,3
Kuwait	399	244	357	146,3	89,5	1.387	1.108	1.421	128,2	102,5	4,4	4,0
Malaysia	3.882	2	7	350,0	0,2	4.801	62	80	129,0	1,7	0,2	11,4
Oman	570	21	80	381,0	14,0	1.351	49	187	381,6	13,8	0,6	2,3
Saudi Arabia	1.955	36	44	122,2	2,3	4.954	53	82	154,7	1,7	0,3	1,9
United Arab Emirates	1.658	1.562	2.253	144,2	135,9	3.882	4.439	5.877	132,4	151,4	18,1	2,6
Other Asian countries	4.617	77	85	110,4	1,8	7.625	180	202	112,2	2,6	0,6	2,4
Australia	793	13	14	107,7	1,8	1.705	41	32	78,0	1,9	0,1	2,3
New Zealand	112	-	3	-	2,7	185	-	12	-	6,5	-	4,0
Other countries of Oceania	41	-	45	-	109,8	47	-	87	-	185,1	0,3	1,9

¹⁾ previous FYR of Macedonia

*final data

Foreign tourist nights and arrivals, by country of residence , Oktobar 2020.

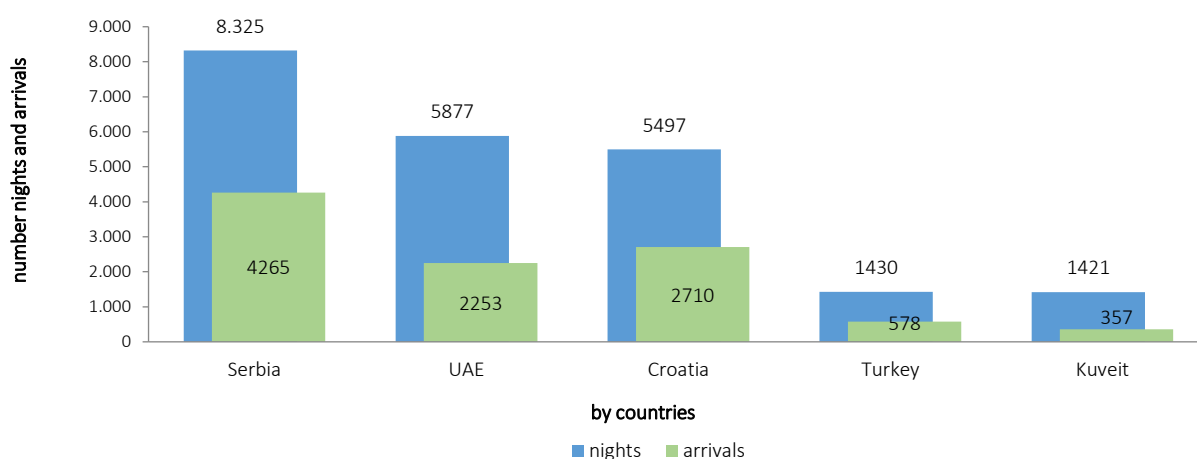


Table 3: Tourist arrivals and nights according to the classification of activities ¹⁾

	Arrivals					Nights					X 2020
	X 2019*	IX 2020	X 2020	Indices X 2020 IX 2020	Indices X 2020 X 2019	X 2019*	IX 2020	X 2020	Indices X 2020 IX 2020	Indices X 2020 X 2019	Structure of nights %
Total	166.367	55.156	43.751	79,3	26,3	326.700	141.205	103.465	73,3	31,7	100,0
Hotels and similar accommodation	160.006	52.497	41.970	79,9	26,2	306.152	130.499	93.984	72,0	30,7	90,8
Holiday and other short-stay accommodation	4.814	1.363	1.126	82,6	23,4	11.048	3.018	2.623	86,9	23,7	2,5
Camps and camping grounds	586	674	39	5,8	6,7	919	727	111	15,3	12,1	0,1
Other accommodation	961	622	616	99,0	64,1	8.581	6.961	6.747	96,9	78,6	6,5
Domestic tourist	41.432	40.117	29.350	73,2	70,8	86.414	106.510	71.043	66,7	82,2	68,7
Hotels and similar accommodation	39.075	38.391	27.853	72,6	71,3	76.283	97.453	62.485	64,1	81,9	60,4
Holiday and other short-stay accommodation	1.469	1.052	887	84,3	60,4	2.437	2.120	1.950	92,0	80,0	1,9
Camps and camping grounds	78	63	15	23,8	19,2	175	78	24	30,8	13,7	0,0
Other accommodation	810	611	595	97,4	73,5	7.519	6.859	6.584	96,0	87,6	6,4
Foreign tourist	124.935	15.039	14.401	95,8	11,5	240.286	34.695	32.422	93,4	13,5	31,3
Hotels and similar accommodation	120.931	14.106	14.117	100,1	11,7	229.869	33.046	31.499	95,3	13,7	30,4
Holiday and other short-stay accommodation	3.345	311	239	76,8	7,1	8.611	898	673	74,9	7,8	0,7
Camps and camping grounds	508	611	24	3,9	4,7	744	649	87	13,4	11,7	0,1
Other accommodation	151	11	21	190,9	13,9	1.062	102	163	159,8	15,3	0,2

1) The Classification of Economic Activities of BiH 2010

*final data

Table 4: Tourist arrivals and nights, by organisation of tourist arrivals

	Individual arrangement						Organised trip					
	Arrivals tourist			Nights tourist			Arrivals tourist			Nights tourist		
	X 2019*	X 2020	Indices <u>X 2020</u> X 2019	X 2019*	X 2020	Indices <u>X 2020</u> X 2019	X 2019	X 2020	Indices <u>X 2020</u> X 2019	X 2019	X 2020	Indices <u>X 2020</u> X 2019
Total	98.724	39.042	39,5	201.120	91.768	45,6	67.643	4.709	7,0	125.580	11.697	9,3
Domestic tourist	33.323	25.829	77,5	67.384	62.477	92,7	8.109	3.521	43,4	19.030	8.566	45,0
Foreign tourist	65.401	13.213	20,2	133.736	29.291	21,9	59.534	1.188	2,0	106.550	3.131	2,9

* final data

NOTES ON METHODOLOGY**The purpose of the statistical survey**

The purpose of the statistical survey is to monitor the tourist activity realised in commercial accommodation establishments and to provide internationally comparable BiH's statistics of tourism in accordance with current EU Regulations for the tourism statistics.

Observation units

Observation units are all business entities /legal units which are, by the main activity, registered in accommodation activity (division 55 - KD BiH 2010), persons as well as households that rent accommodation establishments to tourists. For the purpose of the survey, Classification of Activities in Bosnia and Herzegovina - KD BiH 2010 was used, and it is fully compliant with the European Classification of Economic Activities - NACE Rev. 2.

Coverage

Reporting units are all business entities (enterprises, entrepreneurs, institutions, associations etc.) and parts thereof engaged in providing accommodation servi in tourism registered according to the CA BiH 2010 under section : 55.1 (hotels and similar accommodation), 55.2 (holiday and other short - stay accommodation), 55.3 (camps and camping grounds), 55.9 (other includes uncategorised accommodation), health institutions for their facilities in which persons stay for medical rehabilitation (costs are on persons themselves), business entities and parts thereof engaged in tourist stay in rural households, houses, camps, apartments and rooms directly rented by private persons/households. Survey covers the entire territory of Bosnia and Herzegovina.

Source and methods of data collection

Data on turnover of tourists (number of tourist arrivals and tourist nights) are collected from regular monthly report (TU-11 form). Reports are usually made on the basis of reception records in guest books, entities and their parts engaged in organising and arranging of tourists.

Data revision

Regular press releases on tourism are published in monthly dynamics and contain preliminary / first results until the final data are published.

The first regular revision of data implies that, when publishing data for the next month, the published data from the previous month (t-1) are revised in accordance with the information submitted by the reporting unit. The second regular revision of previously published data is the annual revision, which includes all changes in the data submitted after the first revision, in order to ensure the accuracy of the published data.

The press release clearly indicates what the data are, so that users of the statistics can interpret them correctly. If new statistical standards and concepts are introduced, changes in the research methodology are made, it is necessary to revise the data to ensure the consistency and comparability of data from previous historical series and new data series. Users will be informed about changes in data and reasons in an appropriate and transparent manner, in regular monthly press releases and other publications for the public, as well as on the website of the BiH Agency for Statistics (www.bhas.gov.ba).

Definitions

Tourism means the activity of visitors taking a trip to a main destination outside their usual environment for less than a year, for leisure, business or other personal purpose other than to be employed by a resident entity in the place visited.

Tourist is every person who, outside his place of permanent residence, spends one night in a hotel or some other accommodation facility for reasons of rest, recreation, health, study, sport, religion, family, business, public tasks or meeting. Tourist is registered in every place or establishment where he stays and, therefore, in case of change of place or establishment, he must register again, which results in data ambiguity. Consequently, the statistics registers the number of tourist arrivals, not the number of tourists.

Residence is a place where a person came with the intention of permanent stay. Tourist is registered in every place or establishment where he stays and, therefore, in case he/she changes the place or establishment, he/she must register again, which results in data ambiguity. Consequently, the statistics register the number of tourist arrivals and not the number of tourists.

Domestic tourist is a person with permanent residence in the BiH who spends at least one night in a hotel or some other accommodation establishment outside their place or residence.

Foreign tourist is every person with permanent residence outside in BiH who temporarily resides in BiH and who spends at least one night in a hotel or some other accommodation establishment.

Tourist arrivals refer to the number of persons (tourists) who arrived and registered their stay in an accommodation establishment.

Tourist nights refer to every registered overnight stay of a person (tourist) in an accommodation establishment.

Accommodation capacities are presented as the number of rooms, apartments and camping sites, and the number of permanent beds.

Permanent beds are those that are regularly ready-made for renting to guests.

Occupancy rate of permanent beds (net) in the reference period is obtained by dividing the total number of nights by the number of beds on offer and the number of days when the beds are actually available for use during the reference period. The data are expressed as a percentage.

Organization of tourist arrivals represent the way of organising touristic arrangements. Depending on the way of organising, touristic arrangement can be individual or organised (travel agency).

Symbols

- no occurrence

0,0 value not zero but less than 0,05 unit of measure use

Published and printed by the Agency for Statistics of the Bosnia and Herzegovina, 71000 Sarajevo, Zelenih beretki 26

Phone: +387 (33) 911 911 · Telefax: +387 (33) 220 622

E-mail : bhas@bhas.gov.ba · Web site: <http://www.bhas.ba>

Person responsible: Vesna Čužić, Actg. Dir.

Prepared by: Ms. Azra Demirović

First Release data are also published on the Internet