



Users are kindly requested to mention the data source

YEAR XIII

SARAJEVO, 08.07.2019.

NUMBER 04

TOURISM STATISTICS

Cumulative data, January –May 2019

In the period from January – May 2019 tourists realised 534,642 tourists arrivals which represent the increase by 7,8% and 1,105,310 overnight stays which is increase by 8.8% as compared to the same period of 2018.

The number of domestic tourist nights increased by 3.9% and number of foreign tourist nights increased by 11.1% as compared to the same period of 2018. Domestic tourist's share of total number of overnight stays was 30.6% and foreign tourists share was 69.4%.

Concerning the structure of foreign tourist nights, most of them (57.7%) were realised by tourists from Croatia (19.4%), Serbia (12.3%), Slovenia (6.4%), Italy (5.3%), Germany (5.2%), China (4.9%) and Turkey (4.2%). Tourists from other countries realised 42.3% of tourist nights.

Regarding the average detention of foreign tourist stays, on the first place comes Estonia with average stay of 3.6 nights, Ireland and Kuwait by 3.2 nights. South Africa with 3.1 nights and Latvia with 3.0 nights.

According to the type of accommodation facility the highest number of nights was recorded in Hotels and similar accommodation with share of 93.0%.

Tourists nights, January - May 2018. and 2019.

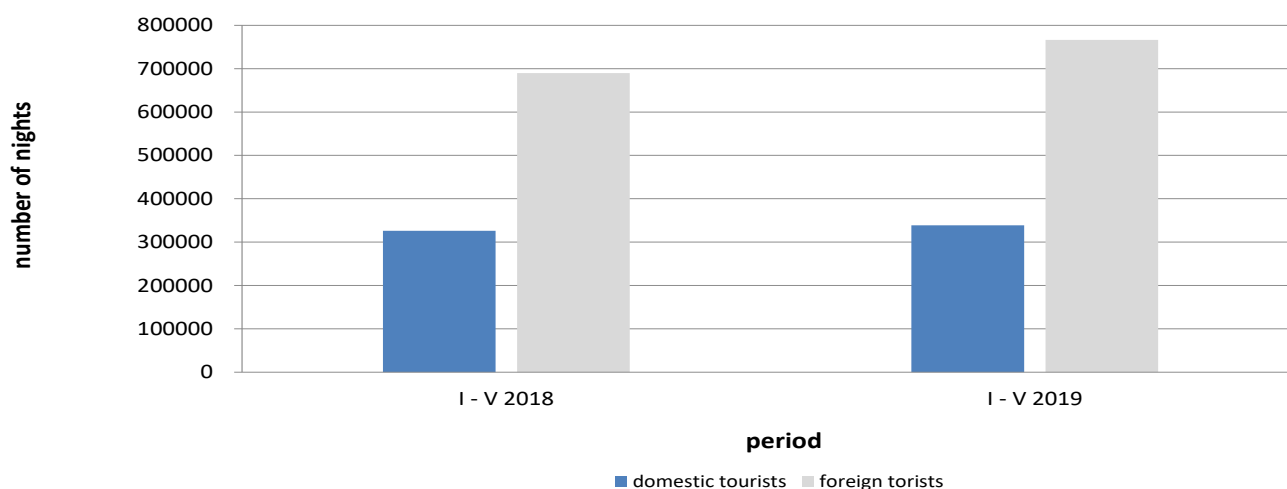


Table1 : Tourist arrivals and nights

	ARRIVALS			NIGHTS			I - V 2019	
	I - V 2018 *	I - V 2019	Indices <u>I-V 2019</u> I-V 2018	I - V 2018 *	I - V 2019	Indices <u>I-V 2019</u> I-V 2018	Structure of nights %	Average number of nights by arrivals
TOTAL	495,865	534,642	107.8	1,015,864	1,105,310	108.8	100.0	2,1
Domestic tourist	160,959	164,340	102.1	326,154	338,737	103.9	30,6	2,1
Foreign tourist	334,906	370,302	110.6	689,710	766,573	111.1	69.4	2,1

*) final dana

Foreign tourist nights by country of residence January - May 2018. and 2019.

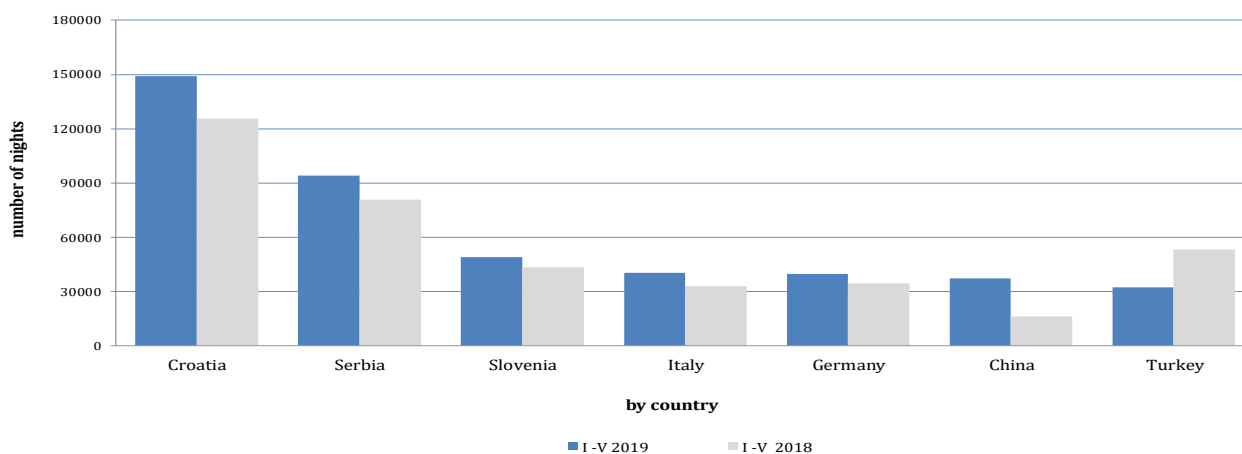


Table 2 : Foreign tourist arrivals and nights by country of residence

	ARRIVALS			NIGHTS			I - V 2019	
	I - V 2018 *	I - V 2019	Indices <u>I-V 2019</u> I-V 2018	I - V 2018 *	I - V 2019	Indices <u>I-V 2019</u> I-V 2018	Structure of nights %	Average number of nights by arrivals
TOTAL	334,906	370,302	110.6	689,710	766,573	111.1	100.0	2,1
Albania	1,660	1,796	108.2	2,800	3,442	122.9	0.4	1,9
Austria	10,064	9,113	90.6	19,134	17,686	92.4	2.3	1,9
Belgium	1,952	2,126	108.9	3,884	4,955	127.6	0.6	2,3
Bulgaria	3,017	3,053	101.2	4,756	5,269	110.8	0.7	1,7
Montenegro	7,421	8,070	108,7	15,917	18,079	113.6	2,4	2,2
Czech Republic	1,693	2,933	173.2	3,306	5,874	177.7	0.8	2,0
Denmark	1,772	1,933	109.1	4,539	4,833	106.5	0.6	2,5
Estonia	119	137	115.1	252	488	193.7	0.1	3,6
Finland	673	908	134.9	1,334	2,142	160.6	0.3	2,4
France	5,591	6,021	107.7	14,351	15,774	109.9	2,1	2,6
Greece	864	1,253	145.0	1,773	2,750	155.1	0.4	2,2
Netherlands	4,527	5,000	110.4	12,901	13,288	103.0	1,7	2,7
Croatia	49,014	58,436	119.2	125,625	149,071	118.7	19,4	2,6
Ireland	1,304	1,367	104.8	4,521	4,437	98.1	0.6	3,2
Iceland	67	111	165.7	149	321	215.4	0.0	2,9

(continued on next page)

(continued)

	ARRIVALS			NIGHTS			I - V 2019	
	I - V 2018 *	I - V 2019	Indices <u>I-V 2019</u> I-V 2018	I - V 2018 *	I - V 2019	Indices <u>I-V 2019</u> I-V 2018	Structure of nights %	Average number of nights by arrivals
Italy	14,361	15,975	111.2	32,808	40,468	123.3	5,3	2,5
Cyprus	83	140	168.7	263	323	122.8	0.0	2,3
Latvia	129	189	146.5	281	573	203.9	0.1	3,0
Lithuania	285	334	117.2	426	793	186.2	0.1	2,4
Luxembourg	201	263	130.8	421	703	167.8	0.1	2,7
Hungary	4,411	5,009	113.6	8,142	8,914	109.5	1,2	1,8
Malta	32	54	168.8	82	136	165.9	0.0	2,5
Norway	1,229	1,354	110.2	2,965	3,069	103.5	0.4	2,3
Germany	16,494	18,65	113.1	34,466	39,639	115.0	5,2	2,1
Poland	7,809	7,880	100.9	15,018	15,736	104.8	2,1	2,0
Portugal	409	879	214.9	962	1,394	144.9	0,2	1,6
Romania	2,087	1,862	89.2	6,123	4,552	74.3	0,6	2,4
Russian Federation	2,197	2,304	104.9	4,898	5,271	107.6	0,7	2,3
Southern Macedonia 1)	3,954	3,906	98.8	8,424	8,106	96.2	1,1	2,1
Slovakia	1,114	1,092	98.0	2,129	2,733	128.4	0,4	2,5
Slovenia	23,008	24,376	105.9	43,427	49,074	113.0	6,4	2,0
Serbia	36,598	42,419	115.9	80,763	94,172	116.6	12,3	2,2
Spain	2,561	3,130	122.2	4,309	5,990	139.0	0,8	1,9
Switzerland (including Liechtenstein)	3,587	3,793	105.7	7,530	9,233	122.6	1,2	2,4
Sweden	3,792	3,591	94.7	8,961	8,441	94.2	1,1	2,4
Turkey	31,746	17,161	54.1	53,298	32,221	60.5	4,2	1,9
United Kingdom	3,906	4,733	121.2	9,594	11,973	124.8	1,6	2,5
Ukraine	400	620	155.0	979	1,827	186.6	0,2	2,9
Other European countries	1,119	1,331	118.9	2,499	3,504	140.2	0,5	2,6
Egypt	316	489	154.7	893	1,165	130.5	0,2	2,4
South Africa	163	132	81.0	390	414	106.2	0,1	3,1
Other African countries	651	924	141.9	2,776	3,025	109.0	0,4	3,3
Canada	1,537	1,87	121.7	2,995	4,022	134.3	0,5	2,2
USA	7,940	9,482	119.4	16,454	20,189	122.7	2,6	2,1
Other Northern American countries	197	246	124.9	396	503	127.0	0,1	2,0
Brazil	1,055	1,655	156.9	1,952	3,456	177.0	0,5	2,1
Other Southern and Central American countries	1,507	1,887	125.2	3,130	4,102	131.1	0,5	2,2
Bahrain	1,320	888	67.3	3,777	2,404	63.6	0,3	2,7
India	902	663	73.5	2,156	1,420	65.9	0,2	2,1
Iran	234	116	49.6	543	211	38.9	0,0	1,8
Israel	2,181	990	45.4	5,005	2,274	45.4	0,3	2,3
Japan	2,322	3,390	145.0	3,029	4,400	145.3	0,6	1,3
Republic of Korea	16,146	18,137	112.3	17,021	19,700	115.7	2,6	1,1
Qatar	790	967	122.4	2,678	2,368	88.4	0,3	2,4
China	14,316	31,322	218.8	16,179	37,281	230.4	4,9	1,2
Kuwait	1,743	1,195	68.6	6,128	3,776	61.6	0,5	3,2
Malaysia	8,189	7,492	91.5	10,484	9,614	91.7	1,3	1,3
Oman	2,518	1,416	56.2	6,036	3,317	55.0	0,4	2,3
Saudi Arabia	2,286	2,965	129.7	5,933	6,805	114.7	0,9	2,3
United Arab Emirates	7,010	6,431	81.9	21,145	17,538	82.9	2,3	2,7
Other Asian countries	7,947	12,075	151.9	12,099	16,677	137.8	2,2	1,4
Australia	1,805	1,957	108.4	3,741	4,027	107.6	0,5	2,1
New Zealand	242	222	91.7	353	442	125.2	0,1	2,0
Other countries of Oceania	339	89	26.3	407	189	46.4	0,0	2,1

*) final data

1) before FYR of Macedonia

Structure of tourists nights according to the classification of activity 1) January - May 2018. and 2019.

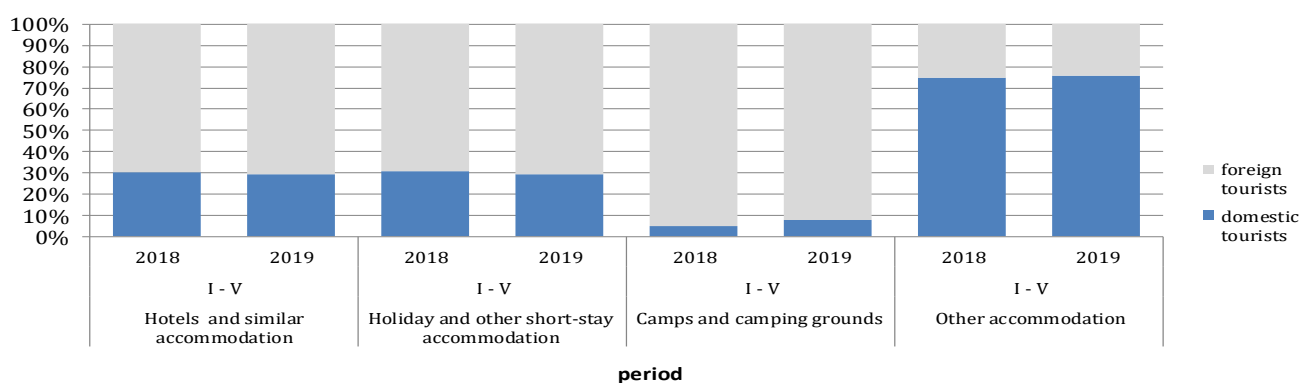


Table 3 : Tourist arrivals and nights according to the classification of activities ¹⁾

	ARRIVALS			NIGHTS			I - V 2019
	I - V 2018 *	I - V 2019	Indices $\frac{I-V 2019}{I-V 2018}$	I - V 2018 *	I - V 2019	Indices $\frac{I-V 2019}{I-V 2018}$	Structure of nights %
TOTAL	495,865	534,642	107.8	1,015,864	1,105,310	108.8	100.0
Hotels and similar accommodation	467,515	510,203	109.1	932,841	1,028,289	110.2	93.0
Holiday and other short-stay accommodation	18,022	17,910	99.4	38,649	38,800	100.4	3.5
Camps and camping grounds	2,010	2,368	117.8	3,983	3,852	96.7	0.3
Other accommodation	8,318	4,161	50.0	40,391	34,369	85.1	3.1
Domestic tourists	160,959	164,340	102.1	326,154	338,737	103.9	30.6
Hotels and similar accommodation	147,836	154,636	104.6	283,897	30,102	106.0	27.2
Holiday and other short-stay accommodation	6,754	6,512	96.4	11,876	11,431	96.3	1.0
Camps and camping grounds	162	159	98.1	200	291	145.5	0.0
Other accommodation	6,207	3,033	48.9	30,181	25,999	86.1	2.4
Foreign tourist	334,906	370,302	110.6	689,710	766,573	111.1	69.4
Hotels and similar accommodation	319,679	355,567	111.2	648,944	727,273	112.1	65.8
Holiday and other short-stay accommodation	11,268	11,398	101.2	26,773	27,369	102.2	2.5
Camps and camping grounds	1,848	2,209	119.5	3,783	3,561	94.1	0.3
Other accommodation	2,111	1,128	53.4	10,210	8,370	82.0	0.8

¹⁾ The Classification of Economic Activities of BiH 2010

*) final data

NOTES ON METHODOLOGY

The purpose of the statistical survey

The purpose of the statistical survey is to monitor the tourist activity realised in commercial accommodation establishments and to provide internationally comparable BiH's statistics of tourism in accordance with current EU standards for the tourism statistics.

Observation units

Observation units are all business entities /legal units which are, by the main activity, registered in accommodation activity (division 55 - KD BiH 2010), persons as well as households that rent accommodation establishments to tourists. For the purpose of the survey, Classification of Activities in Bosnia and Herzegovina - KD BiH 2010 was used, and it is fully compliant with the European Classification of Economic Activities - NACE Rev. 2.

Coverage

Reporting units are all business entities (enterprises, entrepreneurs, institutions, associations etc.) and parts thereof engaged in providing accommodation services in tourism registered according to the CA BiH 2010 under section : 55.1 (hotels and similar accommodation), 55.2 (holiday and other short - stay accommodation), 55.3 (camps and camping grounds), 55.9 (other accommodation), health institutions for their facilities in which persons stay for medical rehabilitation (costs are on persons themselves), business entities and parts thereof engaged in tourist stay in rural households, houses, camps, apartments and rooms directly rented by private persons/households. Survey covers the entire territory of Bosnia and Herzegovina.

Source and methods of data collection

Data on turnover of tourists (number of tourist arrivals and tourist nights) are collected from regular monthly report (TU-11 form). Reports are usually made on the basis of reception records in guest books, entities and their parts engaged in organising and arranging of tourists.

Definitions

Tourism means the activity of visitors taking a trip to a main destination outside their usual environment for less than a year, for leisure, business or other personal purpose other than to be employed by a resident entity in the place visited.

Tourist is every person who, outside his place of permanent residence, spends one night in a hotel or some other accommodation facility for reasons of rest, recreation, health, study, sport, religion, family, business, public tasks or meeting.

Residence is a place where a person came with the intention of permanent stay. Tourist is registered in every place or establishment where he stays and, therefore, in case he/she changes the place or establishment, he/she must register again, which results in data ambiguity. Consequently, the statistics register the number of tourist arrivals and not the number of tourists.

Domestic tourist is a person with permanent residence in the BiH who spends at least one night in a hotel or some other accommodation establishment outside their place or residence.

Foreign tourist is every person with permanent residence outside in BiH who temporarily resides in BiH and who spends at least one night in a hotel or some other accommodation establishment.

Symbols

- no occurrence

0,0 value not zero but less than 0,05 unit of measure use

Published and printed by the Agency for Statistics of the Bosnia and Herzegovina, 71000 Sarajevo, Zelenih beretki 26

Phone: +387 (33) 911 911 · Telefax: +387 (33) 220 622

E-mail : bhas@bhas.ba · Web site: <http://www.bhas.gov.ba>

Person responsible: Velimir Jukić, PhD, director

Prepared by: Ms. Jasmina Omić

First Release data are also published on the Internet
