



Users are kindly requested to mention the data source

YEAR XIII

SARAJEVO, 10.05.2019.

NUMBER 02

TOURISM STATISTICS

Cumulative data, January –March 2019

In the period from January – March 2019 tourists realised 236,922 tourists arrivals which represent the increase by 9.3% and 531,380 overnight stays which is increase by 10.8% as compared to the same period of 2018.

The number of domestic tourist nights increased by 6.9% and number of foreign tourist nights increased by 12.8% as compared to the same period of 2018. Domestic tourist's share of total number of overnight stays was 33.6% and foreign tourists share was 66.4%.

Concerning the structure of foreign tourist nights, most of them (73.2%) were realised by tourists from Croatia (29.2%), Serbia (16.7%), Slovenia (6.3%), Italy (4.4%), Turkey (3.5%), China (3.0%), Montenegro and Germany (2.9% each), Austria (2.2%) and USA (2.1%) Tourists from other countries realised 26.8% of tourist nights.

Regarding the average detention of foreign tourist stays, on the first place comes Island with average stay of 4,9 nights, Estonia with 4,7 nights, Finland with 3.9 nights and Latvia with 3.8 nights.

According to the type of accommodation facility the highest number of nights was recorded in Hotels and similar accommodation with share of 93.6%.

Tourists nights, January - March 2018. and 2019.

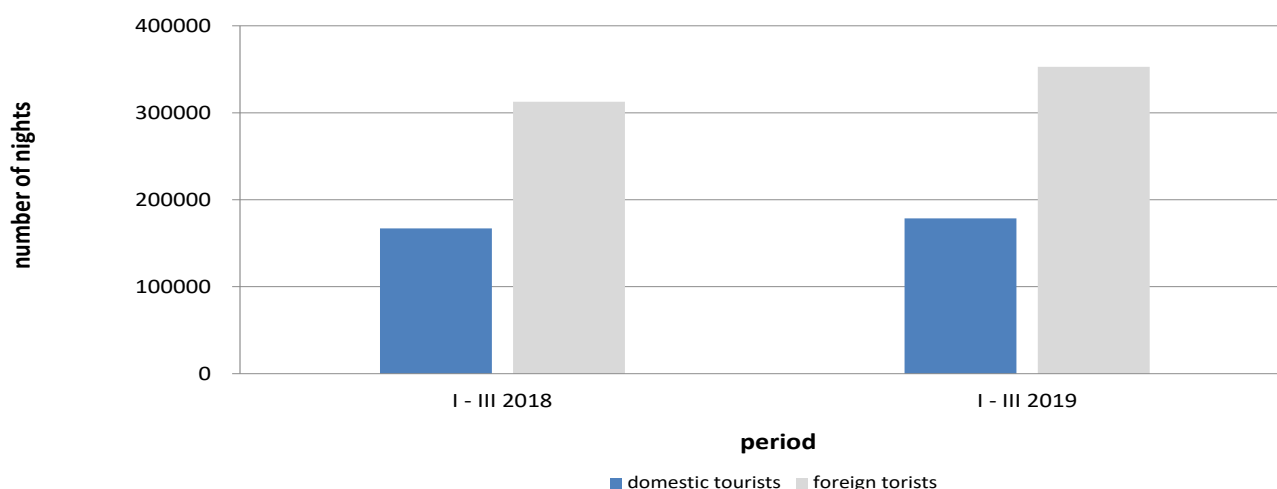
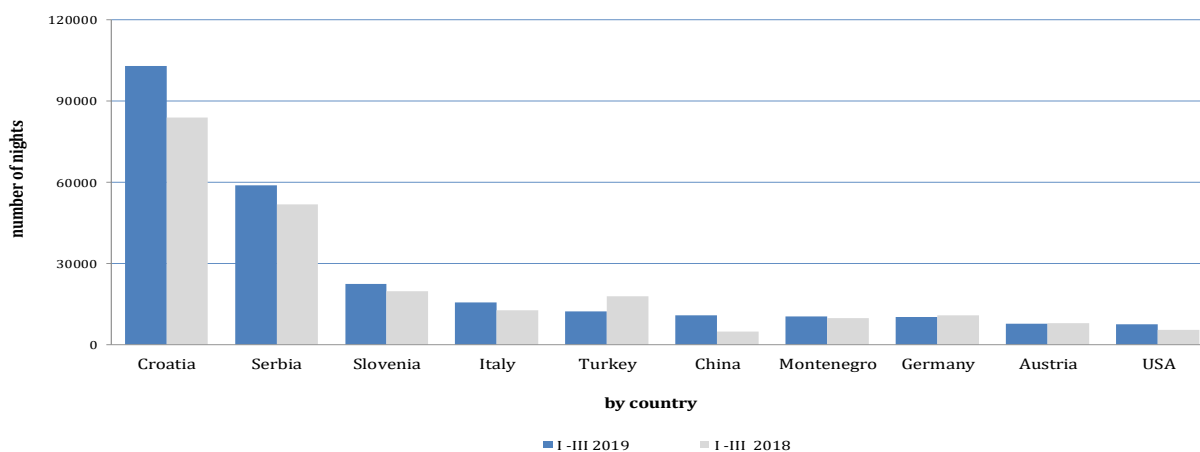


Table1 : Tourist arrivals and nights

	ARRIVALS			NIGHTS			I - III 2019	
	I - III 2018 *	I - III 2019	Indices $\frac{I-III\ 2019}{I-III\ 2018}$	I - III 2018 *	I - III 2019	Indices $\frac{I-III\ 2019}{I-III\ 2018}$	Structure of nights %	Average number of nights by arrivals
TOTAL	216,853	236,922	109.3	479,762	531,380	110.8	100.0	2,2
Domestic tourist	85,054	89,024	104.7	167,027	178,583	106.9	33.6	2.0
Foreign tourist	131,799	147,898	112.2	312,735	352,797	112.8	66.4	2,4

*) final dana

**Foreign tourist nights by country of residence January - March
2018. and 2019.**

Table 2 : Foreign tourist arrivals and nights by country of residence

	ARRIVALS			NIGHTS			I - III 2019	
	I - III 2018 *	I - III 2019	Indices $\frac{I-III\ 2019}{I-III\ 2018}$	I - III 2018 *	I - III 2019	Indices $\frac{I-III\ 2019}{I-III\ 2018}$	Structure of nights %	Average number of nights by arrivals
TOTAL	131,799	147,898	112.2	312,735	352,797	112.8	100.0	2,4
Albania	815	887	108.8	1,412	1,861	131.8	0.5	2,1
Austria	3,963	3,547	89.5	7,921	7,760	98.0	2,2	2,2
Belgium	595	574	96.5	1,151	1,406	122.2	0.4	2,4
Bulgaria	617	664	107.6	1,194	1,303	109.1	0.4	2,0
Montenegro	4,477	4,454	99.5	9,879	10,330	104.6	2,9	2,3
Czech Republic	604	620	102.6	1,305	1,757	134.6	0.5	2,8
Denmark	861	640	74.3	2,477	1,971	79.6	0.6	3,1
Estonia	23	63	273.9	55	295	536.4	0.1	4,7
Finland	162	227	140.1	412	886	215.0	0.3	3,9
France	1,519	972	64.0	2,749	2,554	92.9	0.7	2,6
Greece	359	583	162.4	785	1,262	160.8	0.4	2,2
Netherlands	1,193	1,463	122.6	4,005	3,520	87.9	1.0	2,4
Croatia	29,099	37,175	127.8	83,977	102,970	122.6	29.2	2,8
Ireland	374	280	74.9	788	611	77.5	0.2	2,2
Iceland	47	41	87.2	120	199	165.8	0.1	4,9

(continued on next page)

(continued)

	ARRIVALS			NIGHTS			I - III 2019	
	I - III 2018 *	I - III 2019	Indices $\frac{I-III\ 2019}{I-III\ 2018}$	I - III 2018 *	I - III 2019	Indices $\frac{I-III\ 2019}{I-III\ 2018}$	Structure of nights %	Average number of nights by arrivals
Italy	5,510	5,650	102.5	12,643	15,590	123.3	4.4	2.8
Cyprus	30	33	110.0	63	85	134.9	0.0	2.6
Latvia	32	95	296.9	64	363	567.2	0.1	3.8
Lithuania	48	131	272.9	121	398	328.9	0.1	3.0
Luxembourg	90	149	165.6	164	423	257.9	0.1	2.8
Hungary	1,318	1,642	124.6	3,173	3,804	119.9	1.1	2.3
FYR of Macedonia	1,569	1,580	100.7	3,223	3,221	99.9	0.9	2.0
Malta	17	41	241.2	48	98	204.2	0.0	2.4
Norway	369	733	198.6	875	2,061	235.5	0.6	2.8
Germany	4,779	4,232	88.6	10,862	10,163	93.6	2.9	2.4
Poland	830	968	116.6	2,054	2,491	121.3	0.7	2.6
Portugal	149	211	141.6	373	521	139.7	0.1	2.5
Romania	698	699	100.1	2,136	2,057	96.3	0.6	2.9
Russian Federation	975	989	101.4	2,128	3,000	141.0	0.9	3.0
Slovakia	427	506	118.5	859	1,528	177.9	0.4	3.0
Slovenia	9,624	9,963	103.5	19,761	22,321	113.0	6.3	2.2
Serbia	20,599	23,344	113.3	51,877	58,788	113.3	16.7	2.5
Spain	1,026	716	69.8	1,772	1,904	107.4	0.5	2.7
Switzerland (including Liechtenstein)	1,236	1,265	102.3	2,878	3,817	132.6	1.1	3.0
Sweden	1,534	1,347	87.8	3,849	3,723	96.7	1.1	2.8
Turkey	7,826	5,468	69.9	17,896	12,303	68.7	3.5	2.3
United Kingdom	1,501	1,781	118.7	3,684	4,837	131.3	1.4	2.7
Ukraine	189	312	165.1	487	956	196.3	0.3	3.1
Other European countries	435	567	130.3	915	1,868	204.2	0.5	3.3
Egypt	164	290	176.8	450	724	160.9	0.2	2.5
South Africa	28	57	203.6	60	193	321.7	0.1	3.4
Other African countries	376	455	121.0	1,549	1,809	116.8	0.5	4.0
Canada	322	365	113.4	752	1,143	152.0	0.3	3.1
USA	2,471	3,065	124.0	5,483	7,467	136.2	2.1	2.4
Other Northern American countries	70	47	67.1	108	140	129.6	0.0	3.0
Brazil	213	187	87.8	368	620	168.5	0.2	3.3
Other Southern and Central American countries	406	367	90.4	949	922	97.2	0.3	2.5
Bahrain	756	494	65.3	2,130	1,360	63.8	0.4	2.8
India	261	259	99.2	690	602	87.2	0.2	2.3
Iran	146	71	48.6	354	106	29.9	0.0	1.5
Israel	301	203	67.4	515	377	73.2	0.1	1.9
Japan	665	930	139.8	815	1,202	147.5	0.3	1.3
Republic of Korea	4,153	5,840	140.6	4,269	6,106	143.0	1.7	1.0
Qatar	414	479	115.7	1,439	1,085	75.4	0.3	2.3
China	3,731	8,028	215.2	4,804	10,755	223.9	3.0	1.3
Kuwait	880	574	65.2	3,128	1,913	61.2	0.5	3.3
Malaysia	1,960	2,723	138.9	2,485	3,194	128.5	0.9	1.2
Oman	1,100	717	65.2	2,862	1,719	60.1	0.5	2.4
Saudi Arabia	679	1,040	153.2	1,915	2,480	129.5	0.7	2.4
United Arab Emirates	3,659	2,487	68.0	11,075	6,688	60.4	1.9	2.7
Other Asian countries	2,981	4,166	139.8	5,071	5,976	117.8	1.7	1.4
Australia	443	373	84.2	1,203	1,044	86.8	0.3	2.8
New Zealand	48	38	79.2	59	99	167.8	0.0	2.6
Other countries of Oceania	53	31	58.5	67	68	101.5	0.0	2.2

*) final data

Structure of tourists nights according to the classification of activity 1) January - March 2018. and 2019.

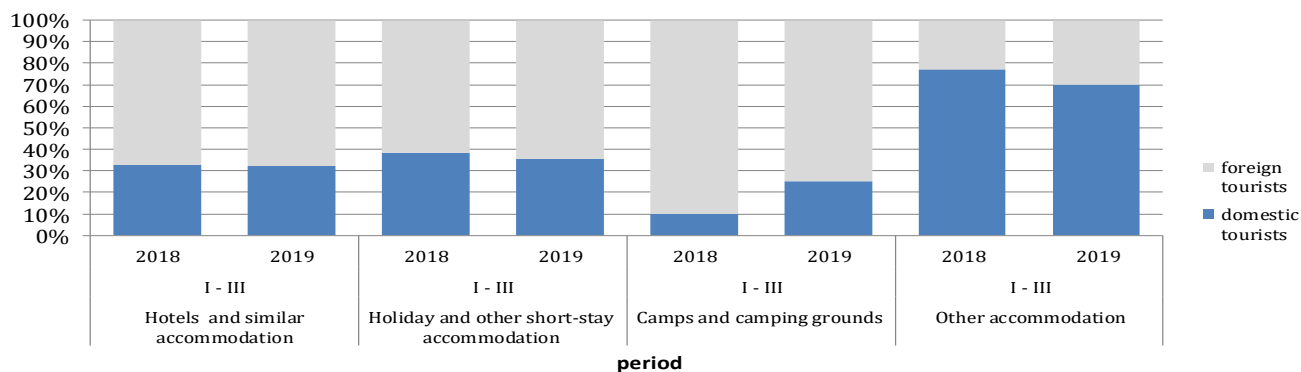


Table 3 : Tourist arrivals and nights according to the classification of activities ¹⁾

	ARRIVALS			NIGHTS			I - III 2019
	I - III 2018*	I - III 2018	Indices I - III 2019 I - III 2018	I - III 2018*	I - III 2018	Indices I - III 2019 I - III 2018	Structure of nights %
TOTAL	216,853	236,922	109.3	479,762	531,380	110.8	100.0
Hotels and similar accommodation	204,216	227,084	111.2	439,330	497,277	113.2	93.6
Holiday and other short-stay accommodation	8,496	7,496	88.2	18,828	16,860	89.5	3,2
Camps and camping grounds	341	293	85.9	821	664	80.9	0.1
Other accommodation	3,800	2,049	53.9	20,783	16,579	79.8	3,1
Domestic tourists	85,054	89,024	104.7	167,027	178,583	106.9	33.6
Hotels and similar accommodation	78,140	84,198	107.8	143,653	160,737	111.9	30.2
Holiday and other short-stay accommodation	3,857	3,310	85.8	7,242	6,068	83.8	1,1
Camps and camping grounds	75	68	90.7	82	166	202.4	0.0
Other accommodation	2,982	1,448	48.6	16,050	11,612	72.3	2,2
Foreign tourist	131,799	147,898	112.2	312,735	352,797	112.8	33.4
Hotels and similar accommodation	126,076	142,886	113.3	295,677	336,540	113.8	63.6
Holiday and other short-stay accommodation	4,639	4,186	90.2	11,586	10,792	93.1	2.0
Camps and camping grounds	266	225	84.6	739	498	67.4	0.1
Other accommodation	818	601	73.5	4,733	4,967	104.9	0.9

¹⁾ The Classification of Economic Activities of BiH 2010

*) final data

NOTES ON METHODOLOGY

The purpose of the statistical survey

The purpose of the statistical survey is to monitor the tourist activity realised in commercial accommodation establishments and to provide internationally comparable BiH's statistics of tourism in accordance with current EU standards for the tourism statistics.

Observation units

Observation units are all business entities /legal units which are, by the main activity, registered in accommodation activity (division 55 - KD BiH 2010), persons as well as households that rent accommodation establishments to tourists. For the purpose of the survey, Classification of Activities in Bosnia and Herzegovina - KD BiH 2010 was used, and it is fully compliant with the European Classification of Economic Activities - NACE Rev. 2.

Coverage

Reporting units are all business entities (enterprises, entrepreneurs, institutions, associations etc.) and parts thereof engaged in providing accommodation services in tourism registered according to the CA BiH 2010 under section : 55.1 (hotels and similar accommodation), 55.2 (holiday and other short - stay accommodation), 55.3 (camps and camping grounds), 55.9 (other accommodation), health institutions for their facilities in which persons stay for medical rehabilitation (costs are on persons themselves), business entities and parts thereof engaged in tourist stay in rural households, houses, camps, apartments and rooms directly rented by private persons/households. Survey covers the entire territory of Bosnia and Herzegovina.

Source and methods of data collection

Data on turnover of tourists (number of tourist arrivals and tourist nights) are collected from regular monthly report (TU-11 form). Reports are usually made on the basis of reception records in guest books, entities and their parts engaged in organising and arranging of tourists.

Definitions

Tourism means the activity of visitors taking a trip to a main destination outside their usual environment for less than a year, for leisure, business or other personal purpose other than to be employed by a resident entity in the place visited.

Tourist is every person who, outside his place of permanent residence, spends one night in a hotel or some other accommodation facility for reasons of rest, recreation, health, study, sport, religion, family, business, public tasks or meeting.

Residence is a place where a person came with the intention of permanent stay. Tourist is registered in every place or establishment where he stays and, therefore, in case he/she changes the place or establishment, he/she must register again, which results in data ambiguity. Consequently, the statistics register the number of tourist arrivals and not the number of tourists.

Domestic tourist is a person with permanent residence in the BiH who spends at least one night in a hotel or some other accommodation establishment outside their place or residence.

Foreign tourist is every person with permanent residence outside in BiH who temporarily resides in BiH and who spends at least one night in a hotel or some other accommodation establishment.

Symbols

- no occurrence

0,0 value not zero but less than 0,05 unit of measure use

Published and printed by the Agency for Statistics of the Bosnia and Herzegovina, 71000 Sarajevo, Zelenih beretki 26

Phone: +387 (33) 911 911 · Telefax: +387 (33) 220 622

E-mail : bhas@bhas.gov.ba · Web site: <http://www.bhas.gov.ba>

Person responsible: Velimir Jukić, PhD, director

Prepared by: Ms. Jasmina Omić

First Release data are also published on the Internet
