



Users are kindly requested to mention the data source

YEAR XI

SARAJEVO, 07.02.2019.

NUMBER 11

## TOURISM STATISTICS

### Cumulative data, January -December 2018

In the period from January - December 2018 tourists realised 1,465,412 tourists arrivals which represent the increase by 12.1% and 3,040,190 overnight stays which is increase by 13.5% as compared to the same period of 2017.

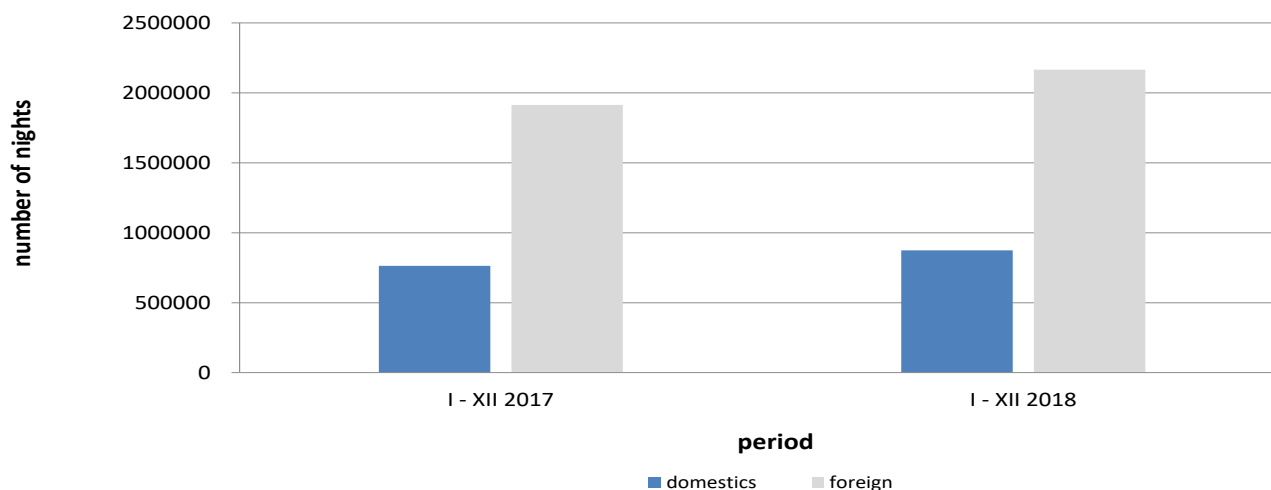
The number of domestic tourist nights increased by 14.5% and number of foreign tourist nights increased by 13.1% as compared to the same period of 2017. Domestic tourist's share of total number of overnight stays was 28.8% and foreign tourists share was 71.2%.

Concerning the structure of foreign tourist nights, most of them (51.8%) were realised by tourists from Croatia (12.5%), Serbia (8.2%), Turkey (6.1%), Slovenia (5.7%), United Arab Emirates and Germany (5.0% each), Italy (4.9%) and Poland (4.4%) . Tourists from other countries realised 48.2% of tourist nights.

Regarding the average detention of foreign tourist stays, on the first place comes Malta with average stay of 5.2 nights, Ireland by 3.7 nights, Kuwait by 3.6 nights, Qatar with 3.3 nights, United Arab Emirates with 3.1 and nights and Egypt, France and Island withby 3.0 nights.

According to the type of accommodation facility the highest number of nights was recorded in Hotels and similar accommodation with share of 91.1%.

**Tourists nights, January - December 2017. and 2018.**

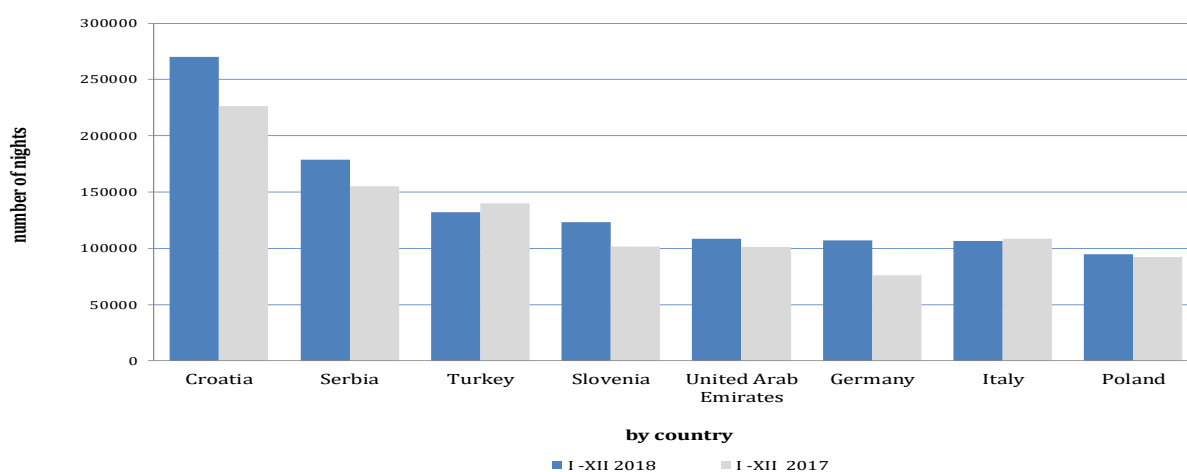


**Table1 : Tourist arrivals and nights**

	ARRIVALS			NIGHTS			I - XII 2018	
	I - XII 2017 *	I - XII 2018	Indices $\frac{I-XII\ 2018}{I-XII\ 2017}$	I - XII 2017 *	I - XII 2018	Indices $\frac{I-XII\ 2018}{I-XII\ 2017}$	Structure of nights %	Average number of nights by arrivals
<b>TOTAL</b>	<b>1,307,550</b>	<b>1,465,412</b>	<b>112.1</b>	<b>2,677,641</b>	<b>3,040,190</b>	<b>113.5</b>	<b>100.0</b>	<b>2,1</b>
Domestic tourist	384,329	412,514	107.3	763,809	874,786	114.5	28,8	2,1
Foreign tourist	923,221	1,052,898	114.0	1,913,832	2,165,404	113.1	71.2	2,1

\*) final dana

**Foreign tourist nights by country of residence January - December 2017. and 2018.**



**Table 2 : Foreign tourist arrivals and nights by country of residence**

	ARRIVALS			NIGHTS			I - XII 2018	
	I - XII 2017 *	I - XII 2018	Indices $\frac{I-XII\ 2018}{I-XII\ 2017}$	I - XII 2017 *	I - XII 2018	Indices $\frac{I-XII\ 2018}{I-XII\ 2017}$	Structure of nights %	Average number of nights by arrivals
<b>TOTAL</b>	<b>923,221</b>	<b>1,052,898</b>	<b>114.0</b>	<b>1,913,832</b>	<b>2,165,404</b>	<b>113.1</b>	<b>100.0</b>	<b>2,1</b>
Albania	3,932	5,090	129.5	8,832	8,940	101.2	0.4	1,8
Austria	23,889	26,560	111.2	45,329	51,560	113.7	2,4	1,9
Belgium	6,122	6,566	107.3	13,049	15,616	119.7	0.7	2,4
Bulgaria	8,791	6,685	76.0	14,115	12,092	85.7	0.6	1,8
Montenegro	14,190	16,923	119.3	31,817	36,847	115.8	1,7	2,2
Czech Republic	5,469	5,942	108.6	9,993	11,895	119.0	0.5	2.0
Denmark	4,256	5,713	134.2	10,741	14,823	138.0	0.7	2,6
Estonia	525	559	106.5	1,169	1,364	116.7	0.1	2,4
Finland	1,825	2,401	131.6	3,651	4,541	124.4	0.2	1,9
France	15,851	20,282	128.0	49,466	61,188	123.7	2,8	3.0
Greece	5,121	6,226	121.6	11,419	12,839	112.4	0.6	2,1
Netherlands	13,109	15,740	120.1	35,478	40,461	114.0	1,9	2,6
Croatia	96,986	116,823	120.5	226,168	270,292	119.5	12,5	2,3
Ireland	3,871	5,602	144.7	13,434	20,448	152.2	0.9	3,7
Iceland	171	336	196.5	350	1,021	291.7	0.0	3.0

(continued on next page)

(continued)

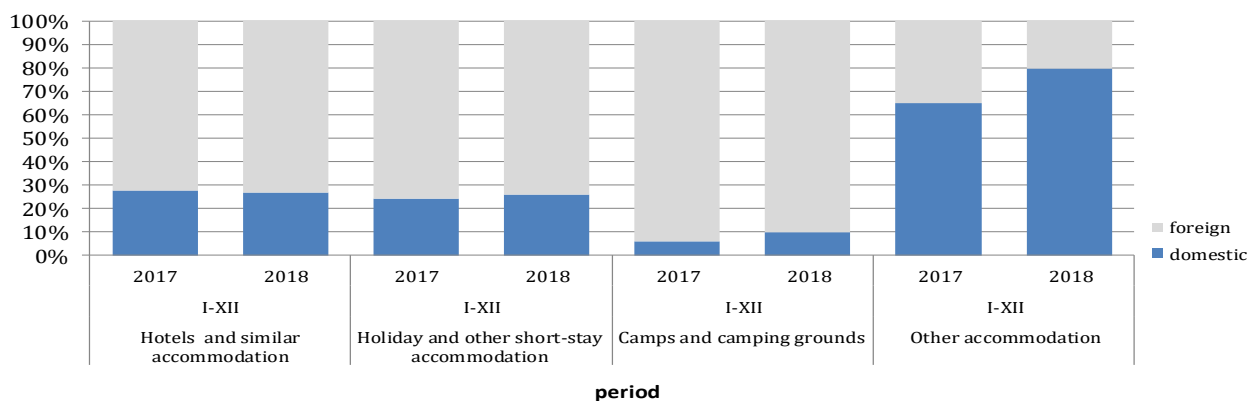
	ARRIVALS			NIGHTS			I - XII 2018	
	I - XII 2017 *	I - XII 2018	Indices $\frac{I-XII\ 2018}{I-XII\ 2017}$	I - XII 2017 *	I - XII 2018	Indices $\frac{I-XII\ 2018}{I-XII\ 2017}$	Structure of nights %	Average number of nights by arrivals
Italy	43,718	44,979	102.9	108,668	106,552	98.1	4.9	2.4
Cyprus	552	854	154.7	846	1,492	176.4	0.1	1.7
Latvia	718	690	96.1	1,444	1,503	104.1	0.1	2.2
Lithuania	1,126	1,215	107.9	1,583	1,789	113.0	0.1	1.5
Luxembourg	512	642	125.4	1,189	1,443	121.4	0.1	2.2
Hungary	11,962	15,070	126.0	24,555	27,488	111.9	1.3	1.8
FYR of Macedonia	8,191	8,891	108.5	16,444	18,498	112.5	0.9	2.1
Malta	546	553	101.3	3,185	2,898	91.0	0.1	5.2
Norway	4,914	4,752	96.7	11,064	10,741	97.1	0.5	2.3
Germany	34,612	50,402	145.6	75,928	107,258	141.3	5.0	2.1
Poland	39,811	39,551	99.3	92,485	94,532	102.2	4.4	2.4
Portugal	1,973	2,981	151.1	3,567	5,091	142.7	0.2	1.7
Romania	4,556	6,508	142.8	14,112	15,913	112.8	0.7	2.4
Russian Federation	5,270	5,680	107.8	10,895	11,908	109.3	0.5	2.1
Slovakia	3,322	4,085	123.0	6,394	7,870	123.1	0.4	1.9
Slovenia	55,527	65,002	117.1	101,843	123,131	120.9	5.7	1.9
Serbia	77,867	88,797	114.0	155,143	178,549	115.1	8.2	2.0
Spain	10,473	14,292	136.5	21,384	25,183	117.8	1.2	1.8
Switzerland (including Liechtenstein)	9,859	10,983	111.4	20,406	22,532	110.4	1.0	2.1
Sweden	12,320	12,550	101.9	28,714	29,156	101.5	1.3	2.3
Turkey	90,749	85,416	94.1	139,837	131,989	94.4	6.1	1.5
United Kingdom	12,715	14,202	111.7	29,715	32,612	109.7	1.5	2.3
Ukraine	1,743	1,843	105.7	3,481	4,228	121.5	0.2	2.3
Other European countries	2,683	3,523	131.3	6,127	8,282	135.2	0.4	2.4
Egypt	1,190	850	71.4	2,732	2,509	91.8	0.1	3.0
South Africa	429	767	178.8	916	1,666	181.9	0.1	2.2
Other African countries	1,654	2,208	133.5	4,696	8,374	178.3	0.4	3.8
Canada	6,346	6,799	107.1	12,673	12,791	100.9	0.6	1.9
USA	25,926	28,187	108.7	56,968	60,409	106.0	2.8	2.1
Other Northern American countries	746	1,002	134.3	1,338	2,155	161.1	0.1	2.2
Brazil	3,631	3,980	109.6	6,511	7,227	111.0	0.3	1.8
Other Southern and Central American countries	5,611	6,800	121.2	11,297	12,575	111.3	0.6	1.8
Bahrain <sup>1)</sup>	8,150	7,084	86.9	23,367	20,004	85.6	0.9	2.8
India	1,736	2,524	145.4	3,965	5,396	136.1	0.2	2.1
Iran	348	899	258.3	1,164	2,131	183.1	0.1	2.4
Israel	7,925	7,877	99.4	16,615	20,712	124.7	1.0	2.6
Japan	6,652	7,884	118.5	8,904	10,582	118.8	0.5	1.3
Republic of Korea	52,056	45,388	87.2	56,375	50,553	89.7	2.3	1.1
Qatar <sup>1)</sup>	2,338	3,880	166.0	7,797	13	165.4	0.6	3.3
China	31,780	58,235	183.5	37,195	66,703	179.3	3.1	1.1
Kuwait	10,275	8,223	80.0	38,308	29,549	77.1	1.4	3.6
Malaysia 2)	14,215	18,779	132.1	17,819	24,478	137.4	1.1	1.3
Oman 2)	14,052	11,397	81.1	34,621	28,220	81.5	1.3	2.5
Saudi Arabia	24,402	30,930	126.8	61,484	77,443	126.0	3.6	2.5
United Arab Emirates <sup>1)</sup>	33,896	35,255	104.0	101,026	108,662	107.6	5.0	3.1
Other Asian countries	19,864	27,547	138.7	34,703	44,549	128.4	2.1	1.6
Australia	8,632	9,236	107.0	16,348	17,64	107.9	0.8	1.9
New Zealand	1,048	1,298	123.9	1,906	2,170	113.9	0.1	1.7
Other countries of Oceania	492	960	195.1	1,084	1,447	133.5	0.1	1.5

<sup>1)</sup> Since 2016, Bahrain, Qatar and United Arab Emirates have been detached from other Asian countries and are now observed separately.

<sup>2)</sup> Since 2017, Malaysia and Oman have been detached from other Asian countries and are now observed separately

<sup>\*)</sup> final data

**Structure of tourists nights according to the classification of activity 1) January - December 2017. and 2018.**



**Table 3 : Tourist arrivals and nights according to the classification of activities <sup>1)</sup>**

	ARRIVALS			NIGHTS			I - XII 2018
	I - XII 2017*	I - XII 2018	Indices $\frac{I - XII 2018}{I - XII 2017}$	I - XII 2017*	I - XII 2018	Indices $\frac{I - XII 2018}{I - XII 2017}$	Structure of nights %
<b>TOTAL</b>	<b>1,307,550</b>	<b>1,465,412</b>	<b>112.1</b>	<b>2,67,7641</b>	<b>3,040,190</b>	<b>113.3</b>	<b>100.0</b>
Hotels and similar accommodation	1,226,904	1,368,275	111.5	2,470,038	2,768,206	112.1	91.1
Holiday and other short-stay accommodation	46,579	56,785	121.9	102,781	124,386	121.0	4.1
Camps and camping grounds	12,656	14,685	116.0	22,139	25,000	112.9	0.8
Other accommodation	21,411	25,667	119.9	82,683	122,598	148.3	4.0
<b>Domestic tourists</b>	<b>384,329</b>	<b>412,514</b>	<b>107,3</b>	<b>763.809</b>	<b>874,79</b>	<b>114,5</b>	<b>28,8</b>
Hotels and similar accommodation	356,718	374,518	105.0	684,211	742,563	108,5	24,4
Holiday and other short-stay accommodation	14,617	17,789	121.7	24,566	31,891	129,8	1.0
Camps and camping grounds	1,055	1,836	174.0	1,349	2,437	180,7	0.1
Other accommodation	11,939	18,371	153.9	53,683	97,895	182,4	3,2
<b>Foreign tourist</b>	<b>923,221</b>	<b>1,052,898</b>	<b>114.0</b>	<b>1,913,832</b>	<b>2,165,404</b>	<b>113.1</b>	<b>71.2</b>
Hotels and similar accommodation	870,186	993,757	114.2	1,785,827	2,025,643	113.4	66.6
Holiday and other short-stay accommodation	31,962	38,996	122.0	78,215	92,495	118.3	3.0
Camps and camping grounds	11,601	12,849	110.8	20,790	22,563	108.5	0.7
Other accommodation	9,472	7,296	77.0	29,000	24,703	85.2	0.8

<sup>1)</sup> The Classification of Economic Activities of BiH 2010

\*) final data

## NOTES ON METHODOLOGY

### The purpose of the statistical survey

The purpose of the statistical survey is to monitor the tourist activity realised in commercial accommodation establishments and to provide internationally comparable BiH's statistics of tourism in accordance with current EU standards for the tourism statistics.

### Observation units

Observation units are all business entities /legal units which are, by the main activity, registered in accommodation activity (division 55 - KD BiH 2010), persons as well as households that rent accommodation establishments to tourists. For the purpose of the survey, Classification of Activities in Bosnia and Herzegovina - KD BiH 2010 was used, and it is fully compliant with the European Classification of Economic Activities - NACE Rev. 2.

### Coverage

Reporting units are all business entities (enterprises, entrepreneurs, institutions, associations etc.) and parts thereof engaged in providing accommodation services in tourism registered according to the CA BiH 2010 under section : 55.1 (hotels and similar accommodation), 55.2 (holiday and other short - stay accommodation), 55.3 (camps and camping grounds), 55.9 (other accommodation), health institutions for their facilities in which persons stay for medical rehabilitation (costs are on persons themselves), business entities and parts thereof engaged in tourist stay in rural households, houses, camps, apartments and rooms directly rented by private persons/households. Survey covers the entire territory of Bosnia and Herzegovina.

### Source and methods of data collection

Data on turnover of tourists (number of tourist arrivals and tourist nights) are collected from regular monthly report (TU-11 form). Reports are usually made on the basis of reception records in guest books, entities and their parts engaged in organising and arranging of tourists.

### Definitions

**Tourism** means the activity of visitors taking a trip to a main destination outside their usual environment for less than a year, for leisure, business or other personal purpose other than to be employed by a resident entity in the place visited.

**Tourist** is every person who, outside his place of permanent residence, spends one night in a hotel or some other accommodation facility for reasons of rest, recreation, health, study, sport, religion, family, business, public tasks or meeting.

**Residence** is a place where a person came with the intention of permanent stay. Tourist is registered in every place or establishment where he stays and, therefore, in case he/she changes the place or establishment, he/she must register again, which results in data ambiguity. Consequently, the statistics register the number of tourist arrivals and not the number of tourists.

**Domestic tourist** is a person with permanent residence in the BiH who spends at least one night in a hotel or some other accommodation establishment outside their place or residence.

**Foreign tourist** is every person with permanent residence outside in BiH who temporarily resides in BiH and who spends at least one night in a hotel or some other accommodation establishment.

### Symbols

- no occurrence

0,0 value not zero but less than 0,05 unit of measure use

---

Published and printed by the Agency for Statistics of the Bosnia and Herzegovina, 71000 Sarajevo, Zelenih beretki 26

Phone: +387 (33) 911 911 · Telefax: +387 (33) 220 622

E-mail : [bhas@bhas.ba](mailto:bhas@bhas.ba) · Web site: <http://www.bhas.gov.ba>

Person responsible: Velimir Jukić, PhD, director

Prepared by: Ms. Jasmina Omić

First Release data are also published on the Internet

---