



FIRST RELEASE



Users are kindly requested to mention the data source

YEAR XIII

SARAJEVO, 08.07.2019.

NUMBER 5

## TOURISM STATISTICS

### Tourism in BiH, May 2019

In May 2019 tourists realised 152,746 tourist arrivals in Bosnia and Hercegovina which represent the increase by 5.5% as compared to April 2019 and increase by 1.7% as compared to May 2018. Tourists realised 286,458 tourist nights which represent the decrease by 0,2% as compared to April 2019 and decrease by 0,2% as compared to May 2018. Domestic tourists share of total number of overnight stays was 27,7% and foreign tourists share was 72,3%.

The number of domestic tourist nights decreased by 1,9% as compared to April 2019 and decreased by 12,8% as compared to May 2018. Foreign tourist nights increased by 0,4% as compared to April 2019 and increased by 5,6% as compared to May 2018.

Concerning the structure of foreign tourist nights in May 2019, the most of them (57.5%) were realised by tourists from: Serbia (9.3%), Croatia (9.1%), Kina (8.3%), Germany (6.4%), Slovenia (6.0%), Italy (5.5%), France (4.7%) Republic of Korea and Poland by (4.1%). Tourists from other countries realised 42.5% of tourist nights.

Regarding the average detention of foreign tourist stays in our country on the first place comes: South Africa wiht average stay by 3.7 nights, Ireland 3.5 nights, Ukraine 3.4 nights, Oman 3,3 nights and Estonia and Kuwait by 2.8 nights.

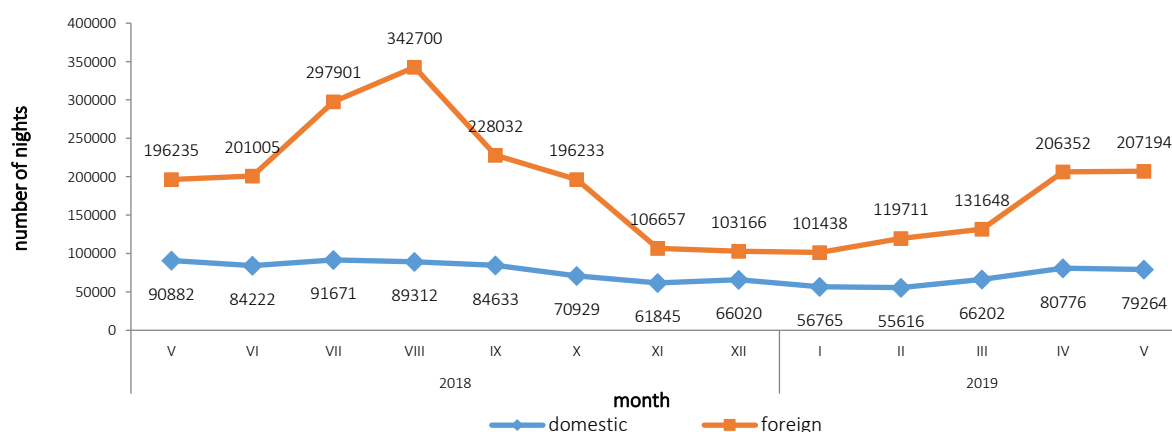
Available rooms, apartments and camping sites for tourists in Bosnia and Herzegovina in May 2019 amounted to 20,562, which is 3,2% increase compared to May 2018. Number of available beds was 44,246 beds, which is increase by 4.8%, compared to the same month of 2018.

In May 2019, in the activity - Hotels and similar accommodation, number of rooms and apartments available to tourists amounted to 18,069, which is an increase of 4.5% compared to May 2018., and number of available beds amounted to 37,189 which is an increase of 6.4%, compared to the same month of the previous year.

Net occupancy rate of permanent beds was 22.3%.

According to the type of accommodation facility the highest number of nights was recorded in Hotels and similar accommodation with share of 92.1%.

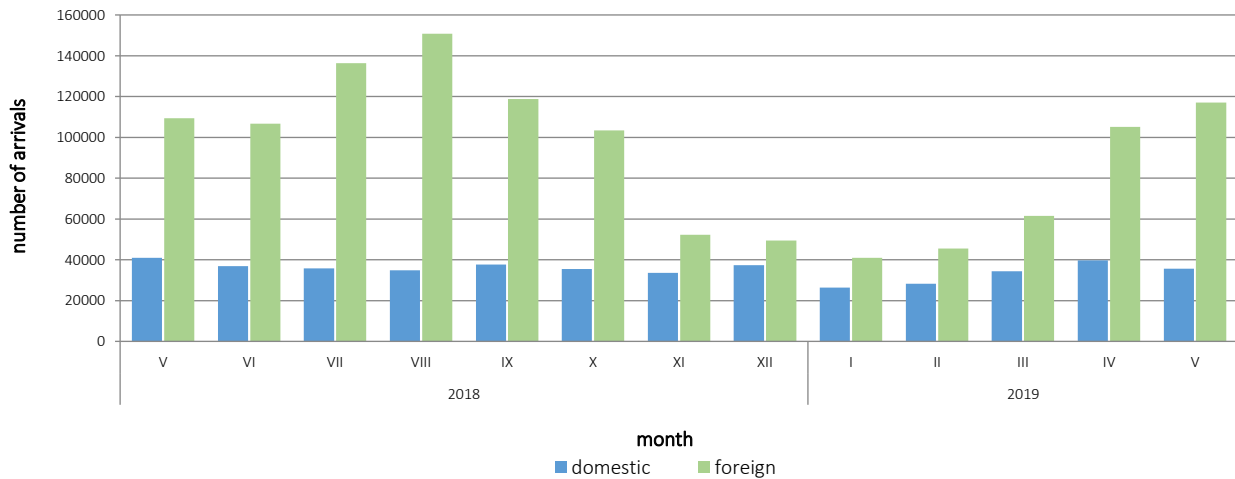
Tourist nights by months May 2018.- May 2019



**Table 1: Tourist arrivals and nights**

	Arrivals					Nights					V 2019	
	V 2018	IV 2019	V 2019	Indices V 2019 IV 2019	Indices V2019 V 2018	V 2018	IV 2019	V 2019	Indices V 2019 IV 2019	Indices V2019 V 2018	Structure of nights %	Average number of nights by arrivals
<b>TOTAL</b>	<b>150.265</b>	<b>144.788</b>	<b>152.746</b>	<b>105,5</b>	<b>101,7</b>	<b>287.117</b>	<b>287.128</b>	<b>286.458</b>	<b>99,8</b>	<b>99,8</b>	<b>100,0</b>	<b>1,9</b>
<b>Domestic tourist</b>	40.897	39.643	35.631	89,9	87,1	90.882	80.776	79.264	98,1	87,2	27,7	2,2
<b>Foreign tourist</b>	109.368	105.145	117.115	111,4	107,1	196.235	206.352	207.194	100,4	105,6	72,3	1,8

**Tourist arrivals by months May 2018. - May 2019.**



**Table 2: Foreign tourist arrivals and nights, by country of residence**

	Arrivals					Nights					V 2019	
	IV 2018	III 2019	IV 2019	Indices V 2019 IV 2019	Indices V2019 V 2018	IV 2018	III 2019	IV 2019	Indices V 2019 IV 2019	Indices V2019 V 2018	Structure of nights %	Average number of nights by arrivals
<b>TOTAL</b>	<b>109.368</b>	<b>105.145</b>	<b>117.115</b>	<b>111,4</b>	<b>107,1</b>	<b>196.235</b>	<b>206.352</b>	<b>207.194</b>	<b>100,4</b>	<b>105,6</b>	<b>100,0</b>	<b>1,8</b>
Albania	345	440	468	106,4	135,7	634	745	835	112,1	131,7	0,4	1,8
Austria	3.695	2.836	2.727	96,2	73,8	7.289	5.122	4.801	93,7	65,9	2,3	1,8
Belgium	942	509	1.043	204,9	110,7	1.847	1.362	2.187	160,6	118,4	1,1	2,1
Bulgaria	1.436	1.248	1.136	91,0	79,1	2.036	2.049	1.906	93,0	93,6	0,9	1,7
Montenegro	1.509	1.675	1.941	115,9	128,6	2.929	4.011	3.738	93,2	127,6	1,8	1,9
Czech Republic	631	1.100	1.213	110,3	192,2	1.196	2.047	2.070	101,1	173,1	1,0	1,7
Denmark	495	581	712	122,5	143,8	1.206	1.328	1.534	115,5	127,2	0,7	2,2
Estonia	84	31	43	138,7	51,2	176	73	120	164,4	68,2	0,1	2,8
Finland	381	223	458	205,4	120,2	685	447	809	181,0	118,1	0,4	1,8
France	2.663	1.465	3.584	244,6	134,6	8.182	3.420	9.800	286,5	119,8	4,7	2,7
Greece	335	348	322	92,5	96,1	693	798	690	86,5	99,6	0,3	2,1
Netherlands	2.207	1.466	2.071	141,3	93,8	5.662	4.468	5.300	118,6	93,6	2,6	2,6
Croatia	8.033	11.838	9.405	79,4	117,1	15.109	27.148	18.926	69,7	125,3	9,1	2,0
Ireland	545	434	653	150,5	119,8	2.178	1.522	2.304	151,4	105,8	1,1	3,5
Iceland	12	31	39	125,8	325,0	19	48	74	154,2	389,5	0,0	1,9

(continued on next page)



(continued)

	Arrivals					Nights					V 2019	
	V 2018	IV 2019	V 2019	Indices V 2019 IV 2019	Indices V2019 V 2018	V 2018	IV 2019	V 2019	Indices V 2019 IV 2019	Indices V2019 V 2018	Structure of nights %	Average number of nights by arrivals
Italy	4.347	5.887	4.433	75,3	102,0	10.620	13.429	11.441	85,2	107,7	5,5	2,6
Cyprus	41	47	60	127,7	146,3	172	144	94	65,3	54,7	0,0	1,6
Latvia	77	15	79	526,7	102,6	175	31	179	577,4	102,3	0,1	2,3
Lithuania	164	61	142	232,8	86,6	202	143	252	176,2	124,8	0,1	1,8
Luxembourg	41	50	64	128,0	156,1	106	124	156	125,8	147,2	0,1	2,4
Hungary	1.631	1.330	2.033	152,9	124,6	2.526	2.250	2.852	126,8	112,9	1,4	1,4
Malta	12	7	18	257,1	150,0	24	17	36	211,8	150,0	0,0	2,0
Norway	392	430	445	103,5	113,5	872	841	836	99,4	95,9	0,4	1,9
Germany	5.705	7.608	6.627	87,1	116,2	11.473	15.827	13.252	83,7	115,5	6,4	2,0
Poland	4.707	2.264	4.561	201,5	96,9	9.464	4.523	8.412	186,0	88,9	4,1	1,8
Portugal	177	147	564	383,7	318,6	405	231	812	351,5	200,5	0,4	1,4
Romania	818	444	733	165,1	89,6	2.323	1.059	1.411	133,2	60,7	0,7	1,9
Russian Federation	559	432	940	217,6	168,2	1.389	748	1.785	238,6	128,5	0,9	1,9
North of Macedonia <sup>1)</sup>	994	1.507	700	46,4	70,4	2.310	3.227	1.260	39,0	54,5	0,6	1,8
Slovakia	372	250	336	134,4	90,3	742	450	755	167,8	101,8	0,4	2,2
Slovenia	6.405	6.860	7.549	110,0	117,9	11.102	14.221	12.527	88,1	112,8	6,0	1,7
Serbia	8.318	8.719	10.351	118,7	124,4	15.320	16.009	19.367	121,0	126,4	9,3	1,9
Spain	1.007	854	1.556	182,2	154,5	1.550	1.568	2.513	160,3	162,1	1,2	1,6
Switzerland (including Liechtenstein)	1.472	1.171	1.355	115,7	92,1	2.854	2.648	2.766	104,5	96,9	1,3	2,0
Sweden	1.238	987	1.255	127,2	101,4	2.859	2.138	2.574	120,4	90,0	1,2	2,1
Turkey	14.172	8.056	3.624	45,0	25,6	19.505	14.041	5.858	41,7	30,0	2,8	1,6
United Kingdom	1.446	1.022	1.930	188,8	133,5	3.718	2.252	4.884	216,9	131,4	2,4	2,5
Ukraine	98	135	173	128,1	176,5	228	280	591	211,1	259,2	0,3	3,4
Other European countries	446	409	354	86,6	79,4	894	869	765	88,0	85,6	0,4	2,2
Egypt	45	114	85	74,6	188,9	157	264	177	67,0	112,7	0,1	2,1
South Africa	69	31	44	141,9	63,8	84	60	161	268,3	191,7	0,1	3,7
Other African countries	111	216	253	117,1	227,9	489	580	636	109,7	130,1	0,3	2,5
Canada	889	399	1.106	277,2	124,4	1.555	935	1.944	207,9	125,0	0,9	1,8
USA	3.711	2.238	4.179	186,7	112,6	7.090	4.705	8.017	170,4	113,1	3,9	1,9
Other Northern American countries	92	87	110	126,4	119,6	216	147	208	141,5	96,3	0,1	1,9
Brazil	597	222	1.246	561,3	208,7	1.142	538	2.298	427,1	201,2	1,1	1,8
Other Southern and Central American countries	735	477	1.040	218,0	141,5	1.383	1.076	2.101	195,3	151,9	1,0	2,0
Bahrain <sup>2)</sup>	140	337	57	16,9	40,7	437	901	143	15,9	32,7	0,1	2,5
India	488	125	279	223,2	57,2	1.046	309	509	164,7	48,7	0,2	1,8
Iran	46	37	8	21,6	17,4	109	85	20	23,5	18,3	0,0	2,5
Israel	691	447	340	76,1	49,2	1.414	1.261	636	50,4	45,0	0,3	1,9
Japan	1.114	727	1.732	238,2	155,5	1.506	972	2.223	228,7	147,6	1,1	1,3
Republic of Korea	7.120	4.899	7.398	151,0	103,9	7.515	5.175	8.419	162,7	112,0	4,1	1,1
Qatar <sup>2)</sup>	87	426	62	14,6	71,3	268	1.161	122	10,5	45,5	0,1	2,0
China	7.961	7.618	15.631	205,2	196,3	8.347	9.213	17.240	187,1	206,5	8,3	1,1
Kuwait	280	486	135	27,8	48,2	977	1.487	376	25,3	38,5	0,2	2,8
Malaysia <sup>3)</sup>	1.808	3.691	1.067	28,9	59,0	2.138	5.221	1.188	22,8	55,6	0,6	1,1
Oman <sup>3)</sup>	365	642	57	8,9	15,6	806	1.411	187	13,3	23,2	0,1	3,3
Saudi Arabia	622	1.588	336	21,2	54,0	1.502	3.488	829	23,8	55,2	0,4	2,5
United Arab Emirates <sup>2)</sup>	631	3.704	240	6,5	38,0	1.881	10.376	474	4,6	25,2	0,2	2,0
Other Asian countries	2.584	3.316	4.592	138,5	177,7	3.334	4.637	6.063	130,8	181,9	2,9	1,3
Australia	1.046	319	1.261	395,3	120,6	1.899	523	2.456	469,6	129,3	1,2	1,9
New Zealand	149	38	146	384,2	98,0	221	82	261	318,3	118,1	0,1	1,8
Other countries of Oceania	35,0	44	14	31,8	40,0	45,0	87	34	39,1	75,6	0,0	2,4

1) previous FYR of Macedonia

2) The 2016 Bahrain, Qatar and United Arab Emirates are separately from Other Asian countries and presented individually

3) The 2017 Malaysia and Oman are separately from Other Asian countries and presented individually

Foreign tourist nights and arrivals, by country of residence , May 2019.

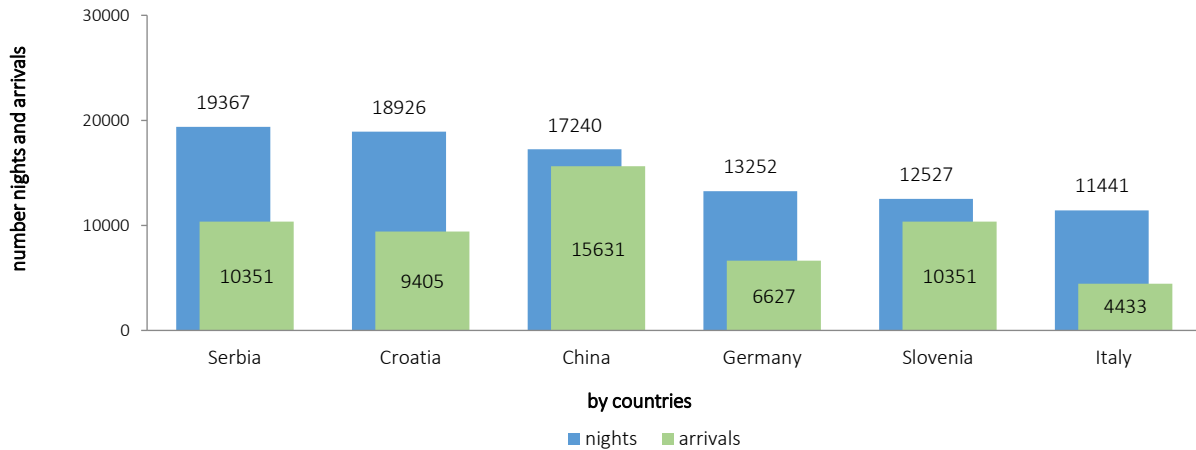


Table 3: Tourist arrivals and nights according to the classification of activities 1)

	Arrivals					Nights					V 2019
	V 2018	IV 2019	V 2019	Indices V 2019 IV 2019	Indices V 2019 V 2018	V 2018	IV 2019	V 2019	Indices V 2019 IV 2019	Indices V 2019 V 2018	Structure of nights %
<b>Total</b>	<b>150.265</b>	<b>144.788</b>	<b>152.746</b>	<b>105,5</b>	<b>101,7</b>	<b>287.117</b>	<b>287.128</b>	<b>286.458</b>	<b>99,8</b>	<b>99,8</b>	<b>100,0</b>
Hotels and similar accommodation	141.906	138.184	144.761	104,8	102,0	264.249	266.952	263.729	98,8	99,8	92,1
Holiday and other short-stay accommodation	4.947	5.185	5.217	100,6	105,5	10.788	11.017	10.910	99,0	101,1	3,8
Camps and camping grounds	1.110	498	1.577	316,7	142,1	1.954	960	2.228	232,1	114,0	0,8
Other accommodation	2.302	921	1.191	129,3	51,7	10.126	8.199	9.591	117,0	94,7	3,3
<b>Domestic tourist</b>	<b>40.897</b>	<b>39.643</b>	<b>35.631</b>	<b>89,9</b>	<b>87,1</b>	<b>90.882</b>	<b>80.776</b>	<b>79.264</b>	<b>98,1</b>	<b>87,2</b>	<b>27,7</b>
Hotels and similar accommodation	37.730	37.216	33.181	89,2	87,9	80.467	71.603	68.563	95,8	85,2	23,9
Holiday and other short-stay accommodation	1.412	1.787	1.414	79,1	100,1	2.353	2.894	2.468	85,3	104,9	0,9
Camps and camping grounds	47	28	63	225,0	134,0	69	32	93	290,6	134,8	0,0
Other accommodation	1.708	612	973	159,0	57,0	7.993	6.247	8.140	130,3	101,8	2,8
<b>Foreign tourist</b>	<b>109.368</b>	<b>105.145</b>	<b>117.115</b>	<b>111,4</b>	<b>107,1</b>	<b>196.235</b>	<b>206.352</b>	<b>207.194</b>	<b>100,4</b>	<b>105,6</b>	<b>72,3</b>
Hotels and similar accommodation	104.176	100.968	111.580	110,5	107,1	183.782	195.349	195.166	99,9	106,2	68,1
Holiday and other short-stay accommodation	3.535	3.398	3.803	111,9	107,6	8.435	8.123	8.442	103,9	100,1	2,9
Camps and camping grounds	1.063	470	1.514	322,1	142,4	1.885	928	2.135	230,1	113,3	0,7
Other accommodation	594	309	218	70,6	36,7	2.133	1.952	1.451	74,3	68,0	0,5

1) The Classification of Economic Activities of BiH 2010

**Table 4: Tourist arrivals and nights, by organisation of tourist arrivals**

	Individual arrangement						Organised trip					
	Arrivals tourist			Nights tourist			Arrivals tourist			Nights tourist		
	V 2018	V 2019	Indices V 2019 V2018	V 2018*	V 2019	Indices V 2019 V2018	V 2018	V 2019	Indices V 2019 V2018	V 2018*	V 2019	Indices V 2019 V2018
<b>Total</b>	87.312	87.491	100,2	175.815	170.854	97,2	62.953	65.255	103,7	111.302	115.604	103,9
<b>Domestic tourist</b>	29.750	28.012	94,2	64.058	62.280	97,2	11.147	7.619	68,4	26.824	16.984	63,3
<b>Foreign tourist</b>	57.562	59.479	103,3	111.757	108.574	97,2	51.806	57.636	111,3	84.478	98.620	116,7

**NOTES ON METHODOLOGY****The purpose of the statistical survey**

The purpose of the statistical survey is to monitor the tourist activity realised in commercial accommodation establishments and to provide internationally comparable BiH's statistics of tourism in accordance with current EU Regulations for the tourism statistics.

**Observation units**

Observation units are all business entities /legal units which are, by the main activity, registered in accommodation activity (division 55 - KD BiH 2010), persons as well as households that rent accommodation establishments to tourists. For the purpose of the survey, Classification of Activities in Bosnia and Herzegovina - KD BiH 2010 was used, and it is fully compliant with the European Classification of Economic Activities - NACE Rev. 2.

**Coverage**

Reporting units are all business entities (enterprises, entrepreneurs, institutions, associations etc.) and parts thereof engaged in providing accommodation servi in tourism registered according to the CA BiH 2010 under section : 55.1 (hotels and similar accommodation), 55.2 (holiday and other short - stay accommodation), 55.3 (camps and camping grounds), 55.9 (other accommodation), health institutions for their facilities in which persons stay for medical rehabilitation (costs are on persons themselves), business entities and parts thereof engaged in tourist stay in rural households, houses, camps, apartments and rooms directly rented by private persons/households. Survey covers the entire territory of Bosnia and Herzegovina.

**Source and methods of data collection**

Data on turnover of tourists (number of tourist arrivals and tourist nights) are collected from regular monthly report (TU-11 form). Reports are usually made on the basis of reception records in guest books, entities and their parts engaged in organising and arranging of tourists.

**Definitions**

**Tourism** means the activity of visitors taking a trip to a main destination outside their usual environment for less than a year, for leisure, business or other personal purpose other than to be employed by a resident entity in the place visited.

**Tourist** is every person who, outside his place of permanent residence, spends one night in a hotel or some other accommodation facility for reasons of rest, recreation, health, study, sport, religion, family, business, public tasks or meeting.

**Residence** is a place where a person came with the intention of permanent stay. Tourist is registered in every place or establishment where he stays and, therefore, in case he/she changes the place or establishment, he/she must register again, which results in data ambiguity. Consequently, the statistics register the number of tourist arrivals and not the number of tourists.

**Domestic tourist** is a person with permanent residence in the BiH who spends at least one night in a hotel or same other accommodation establishment outside their place or residence.

**Foreign tourist** is every person with permanent residence outside in BiH who temporarily resides in BiH and who spends at least one night in a hotel or same other accommodation establishment.

**Tourist arrivals** refer to the number of persons (tourists) who arrived and registered their stay in an accommodation establishment.

**Tourist nights** refer to every registered overnight stay of a person (tourist) in an accommodation establishment.

**Accommodation capacities** are presented as the number of rooms, apartments and camping sites, and the number of permanent beds.

**Permanent beds** are those that are regularly ready-made for renting to guests.

**Occupancy rate of permanent beds (net)** in the reference period is obtained by dividing the total number of nights by the number of beds on offer and the number of days when the beds are actually available for use during the reference period. The data are expressed as a percentage.

**Organization of tourist arrivals** represent the way of organising touristic arrangements. Depending on the way of organising, touristic arrangement can be individual or organised (travel agency).

#### **Symbols**

- no occurrence

0,0 value not zero but less than 0,05 unit of measure use

---

Published and printed by the Agency for Statistics of the Bosnia and Herzegovina, 71000 Sarajevo, Zelenih beretki 26

Phone: +387 (33) 911 911 · Telefax: +387 (33) 220 622

E-mail : [bhas@bhas.gov.ba](mailto:bhas@bhas.gov.ba) · Web site: <http://www.bhas.ba>

Person responsible: Velimir Jukić, PhD, director

Prepared by: Ms. Azra Bander- Demirović

First Release data are also published on the Internet

---