



FIRST RELEASE



Users are kindly requested to mention the data source

GODINA XIII

SARAJEVO, 07.05.2019.

BROJ 3

TOURISM STATISTICS

Tourism in BiH, March 2019

In March 2019 tourists realised 95,808 tourist arrivals in Bosnia and Hercegovina which represent the increase by 29.8% as compared to February 2019 and increase by 8.5% as compared to March 2018. Tourists realised 197,850 tourist nights which represent the increase by 12.8% as compared to February 2019 and increase by 8.0% as compared to March 2018. Domestic tourists share of total number of overnight stays was 33.5% and foreign tourists share was 66.5%.

The number of domestic tourist nights increased by 19.0% as compared to February 2019 and increased by 7.3% as compared to March 2018. Foreign tourist nights increased by 10.0% as compared to February 2019 and increased by 8.4% as compared to March 2018.

Concerning the structure of foreign tourist nights in March 2019, the most of them (60,1%) were realised by tourists from: Croatia (26.6%), Serbia (13.9%), Italy (6.5%), Slovenia (5.4%), China (4.2%) and Turkey (3.5%). Tourists from other countries realised 39.9% of tourist nights.

Regarding the average detention of foreign tourist stays in our country on the first place comes: Canada with average stay by 3.3 nights, Kuwait with 3,2 nights, Denmark and Egypt by 3.1 nights, India and Italy by 2.9 nights and Bahrain 2.8 nights.

Available rooms, apartments and camping sites for tourists in Bosnia and Herzegovina in March 2019 amounted to 19,116, which is 1.2% increase compared to March 2018. Number of available beds was 40,786 beds, which is increase by 2.6%, compared to the same month of 2018.

In March 2019, in the activity - Hotels and similar accommodation, number of rooms and apartments available to tourists amounted to 17,216 which is an increase of 2.6% compared to March 2018., and number of available beds amounted to 35,485 which is an increase of 4.3%, compared to the same month of the previous year.

Net occupancy rate of permanent beds in March 2019 was 16.4%.

According to the type of accommodation facility the highest number of nights was recorded in Hotels and similar accommodation with share of 93.1%.

Tourist nights by months March 2018 - March 2019

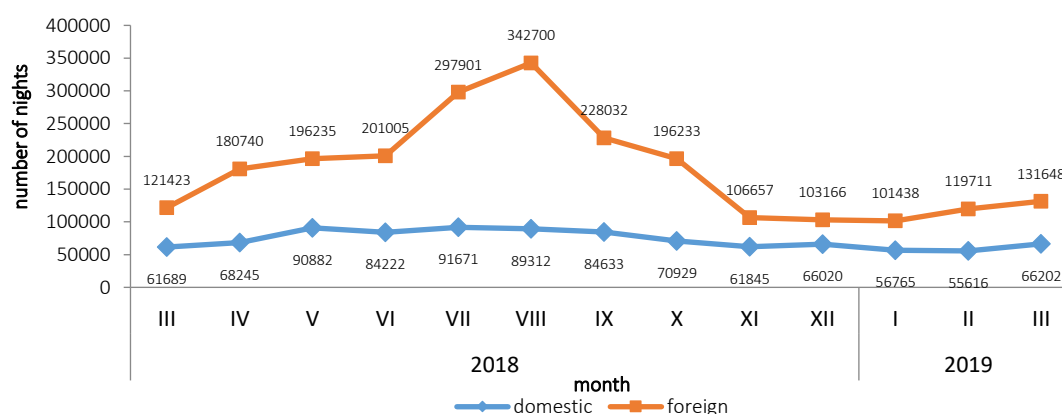
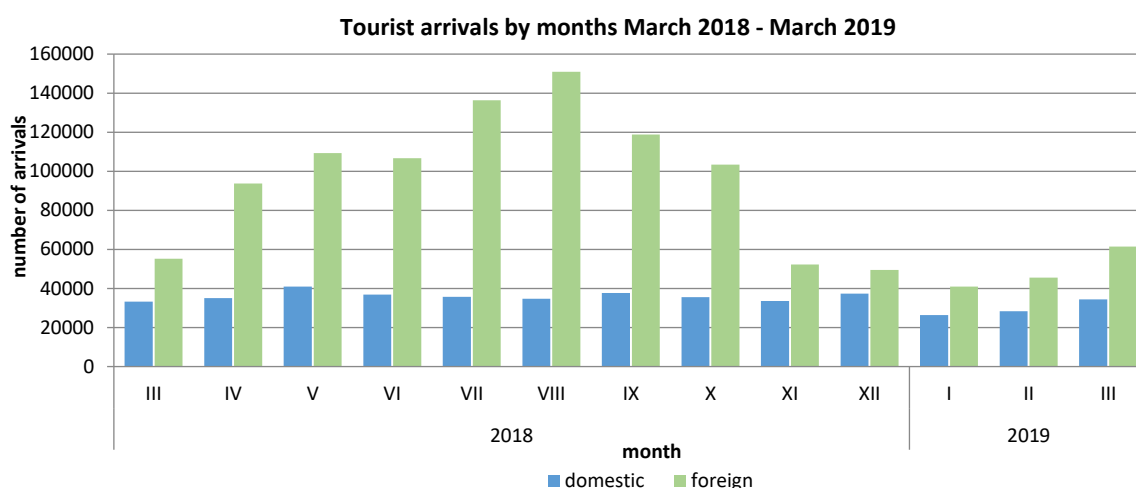


Table 1: Tourist arrivals and nights

	Arrivals					Nights					III 2019	
	III 2018*	II 2019	III 2019	Indices III 2019 II 2019	Indices III 2019 III 2018	III 2018*	II 2019	III 2019	Indices III 2019 II 2019	Indices III 2019 III 2018	Structure of nights %	Average number of nights by arrivals
TOTAL	88.334	73.833	95.808	129,8	108,5	183.112	175.327	197.850	112,8	108,0	100,0	2,1
Domestic tourist	33.190	28.307	34.332	121,3	103,4	61.689	55.616	66.202	119,0	107,3	33,5	1,9
Foreign tourist	55.144	45.526	61.476	135,0	111,5	121.423	119.711	131.648	110,0	108,4	66,5	2,1

*final data


Table 2: Foreign tourist arrivals and nights, by country of residence

	Arrivals					Nights					III 2019	
	III 2018*	II 2019	III 2019	Indices III 2019 II 2019	Indices III 2019 III 2018	III 2018*	II 2019	III 2019	Indices III 2019 II 2019	Indices III 2019 III 2018	Structure of nights %	Average number of nights by arrivals
TOTAL	55.144	45.526	61.476	135,0	111,5	121.423	119.711	131.648	110,0	108,4	100,0	2,1
Albania	445	138	615	445,7	138,2	757	273	1.265	463,4	167,1	1,0	2,1
Austria	1.782	1.229	1.308	106,4	73,4	3.173	3.148	2.462	78,2	77,6	1,9	1,9
Belgium	226	217	249	114,7	110,2	380	636	533	83,8	140,3	0,4	2,1
Bulgaria	247	198	272	137,4	110,1	484	511	458	89,6	94,6	0,3	1,7
Montenegro	1.716	963	1.872	194,4	109,1	3.397	2.131	3.728	174,9	109,7	2,8	2,0
Czech Republic	277	255	216	84,7	78,0	612	978	445	45,5	72,7	0,3	2,1
Denmark	514	170	359	211,2	69,8	1.537	618	1.114	180,3	72,5	0,8	3,1
Estonia	7	48	12	25,0	171,4	12	263	21	8,0	175,0	0,0	1,8
Finland	70	131	58	44,3	82,9	164	703	97	13,8	59,1	0,1	1,7
France	683	364	417	114,6	61,1	1.310	1.085	978	90,1	74,7	0,7	2,3
Greece	170	124	385	310,5	226,5	289	361	765	211,9	264,7	0,6	2,0
Netherlands	610	373	665	178,3	109,0	2.591	1.080	1.489	137,9	57,5	1,1	2,2
Croatia	8.952	10.627	13.043	122,7	145,7	26.340	29.516	35.048	118,7	133,1	26,6	2,7
Ireland	248	90	152	168,9	61,3	493	256	279	109,0	56,6	0,2	1,8
Iceland	13	30	-	-	-	17	181	-	-	-	-	-

(continued on next page)

(continued)

	Arrivals					Nights					III 2019	
	III 2018*	II 2019	III 2019	Indices III 2019 II 2019	Indices III 2019 III 2018	III 2018*	II 2019	III 2019	Indices III 2019 II 2019	Indices III 2019 III 2018	Structure of nights %	Average number of nights by arrivals
Italy	2982	1347	2989	221,9	100,2	6824	3706	8621	232,6	126,3	6,5	2,9
Cyprus	13	12	15	125,0	115,4	26	43	28	65,1	107,7	0,0	1,9
Latvia	20	53	37	69,8	185,0	44	294	61	20,7	138,6	0,0	1,6
Lithuania	18	72	53	73,6	294,4	39	298	91	30,5	233,3	0,1	1,7
Luxembourg	17	57	42	73,7	247,1	26	239	79	33,1	303,8	0,1	1,9
Hungary	616	679	725	106,8	117,7	1.456	1.604	1.469	91,6	100,9	1,1	2,0
FYR of Macedonia	898	342	903	264,0	100,6	1.715	701	1.860	265,3	108,5	1,4	2,1
Malta	7	21	13	61,9	185,7	16	60	23	38,3	143,8	0,0	1,8
Norway	184	489	137	28,0	74,5	433	1.558	285	18,3	65,8	0,2	2,1
Germany	2.150	1.182	1.858	157,2	86,4	4.755	3.254	3.963	121,8	83,3	3,0	2,1
Poland	382	260	435	167,3	113,9	932	956	903	94,5	96,9	0,7	2,1
Portugal	73	77	110	142,9	150,7	167	257	210	81,7	125,7	0,2	1,9
Romania	256	261	331	126,8	129,3	745	969	814	84,0	109,3	0,6	2,5
Russian Federation	426	371	379	102,2	89,0	769	1.699	772	45,4	100,4	0,6	2,0
Slovakia	213	238	166	69,7	77,9	384	956	358	37,4	93,2	0,3	2,2
Slovenia	3.682	3.520	3.530	100,3	95,9	6.722	9.208	7.134	77,5	106,1	5,4	2,0
Serbia	7.061	8.541	8.711	102,0	123,4	15.308	24.487	18.252	74,5	119,2	13,9	2,1
Spain	698	227	352	155,1	50,4	1.194	616	957	155,4	80,2	0,7	2,7
Switzerland (including Liechtenstein)	472	548	392	71,5	83,1	1.064	2.044	900	44,0	84,6	0,7	2,3
Sweden	629	593	475	80,1	75,5	1.717	1.805	1.251	69,3	72,9	1,0	2,6
Turkey	3.243	1.623	2.178	134,2	67,2	6.528	3.823	4.672	122,2	71,6	3,5	2,1
United Kingdom	650	864	601	69,6	92,5	1.488	2.672	1.376	51,5	92,5	1,0	2,3
Ukraine	80	139	115	82,7	143,8	200	551	246	44,6	123,0	0,2	2,1
Other European countries	231	273	213	78,0	92,2	520	1.197	456	38,1	87,7	0,3	2,1
Egypt	63	89	69	77,5	109,5	193	230	214	93,0	110,9	0,2	3,1
South Africa	15	24	14	58,3	93,3	35	128	27	21,1	77,1	0,0	1,9
Other African countries	111	158	176	111,4	158,6	473	703	732	104,1	154,8	0,6	4,2
Canada	201	102	190	186,3	94,5	454	309	619	200,3	136,3	0,5	3,3
USA	1.268	790	1.617	204,7	127,5	2.841	2.011	3.853	191,6	135,6	2,9	2,4
Other Northern American countries	14	12	22	183,3	157,1	29	38	39	102,6	134,5	0,0	1,8
Brazil	69	42	78	185,7	113,0	110	170	211	124,1	191,8	0,2	2,7
Other Southern and Central American countries	149	103	153	148,5	102,7	317	273	413	151,3	130,3	0,3	2,7
Bahrain	330	159	201	126,4	60,9	849	351	557	158,7	65,6	0,4	2,8
India	78	95	107	112,6	137,2	178	189	315	166,7	177,0	0,2	2,9
Iran	102	31	24	77,4	23,5	262	42	33	78,6	12,6	0,0	1,4
Israel	230	38	119	313,2	51,7	350	58	244	420,7	69,7	0,2	2,1
Japan	296	218	491	225,2	165,9	365	286	645	225,5	176,7	0,5	1,3
Republic of Korea	2.151	1.266	2.842	224,5	132,1	2.211	1.340	3.001	224,0	135,7	2,3	1,1
Qatar	88	138	145	105,1	164,8	240	231	349	151,1	145,4	0,3	2,4
China	2.201	2.808	4.015	143,0	182,4	2.586	3.676	5.534	150,5	214,0	4,2	1,4
Kuwait	333	131	186	142,0	55,9	991	461	594	128,9	59,9	0,5	3,2
Malaysia	1.179	858	1.543	179,8	130,9	1.414	925	1.775	191,9	125,5	1,3	1,2
Oman	433	148	381	257,4	88,0	1.102	377	813	215,6	73,8	0,6	2,1
Saudi Arabia	309	167	641	383,8	207,4	883	448	1.444	322,3	163,5	1,1	2,3
United Arab Emirates	2.619	371	1.329	358,2	50,7	7.733	940	3.090	328,7	40,0	2,3	2,3
Other Asian	1.753	933	2.607	279,4	148,7	2.818	1.444	3.315	229,6	117,6	2,5	1,3
Australia	119	90	97	107,8	81,5	272	315	259	82,2	95,2	0,2	2,7
New Zealand	20	6	26	433,3	130,0	27	24	62	258,3	229,6	0,0	2,4
Other countries of Oceania	52,0	3	20	666,7	38,5	62,0	5	47	940,0	75,8	0,0	2,4

**final data*

Foreign tourist nights and arrivals, by country of residence, March 2019

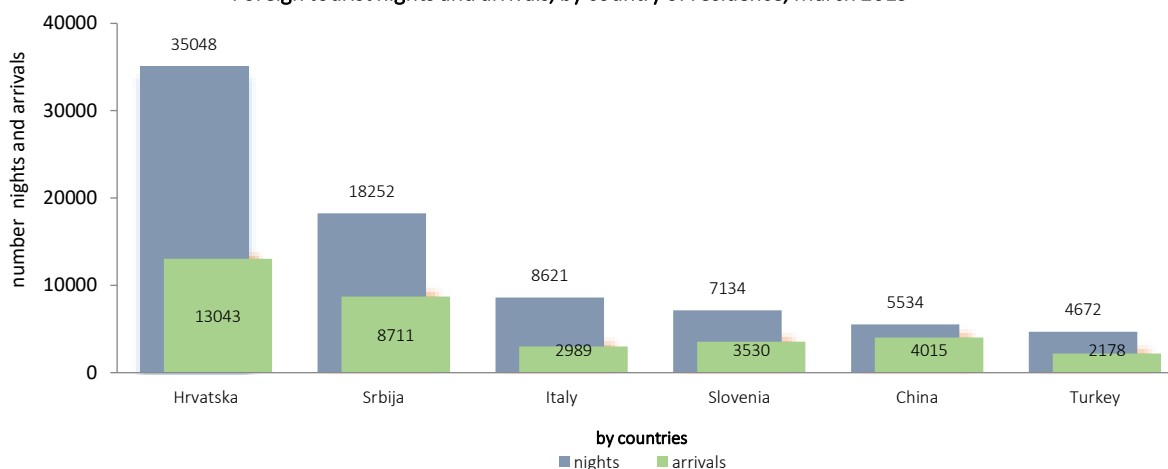


Table 3: Tourist arrivals and nights according to the classification of activities ¹⁾

	Arrivals					Nights					III 2019
	III 2018*	II 2019	III 2019	Indices III 2019 II 2019	Indices III 2019 III 2018	III 2018*	II 2019	III 2019	Indices III 2019 II 2019	Indices III 2019 III 2018	Structure of nights %
Total	88.334	73.833	95.808	129,8	108,5	183.112	175.327	197.850	112,8	108,0	100,0
Hotels and similar accommodation	83.392	71.000**	91.792	129,3	110,1	167.583	165.424**	184.181	111,3	109,9	93,1
Holiday and other short-stay accommodation	3.161	2.182**	3.080	141,2	97,4	6.871	4.668**	7.100	152,1	103,3	3,6
Camps and camping grounds	208	32	86	268,8	41,3	551	62	159	256,5	28,9	0,1
Other accommodation	1.573	619	850	137,3	54,0	8.107	5.173	6.410	123,9	79,1	3,2
Domestic tourist	33.190	28.307	34.332	121,3	103,4	61.689	55.616	66.202	119,0	107,3	33,5
Hotels and similar accommodation	30.708	26.819**	32.524	121,3	105,9	53.464	49.505**	59.952	121,1	112,1	30,3
Holiday and other short-stay accommodation	1.232	989**	1.262	127,6	102,4	2.087	1.940**	2.157	111,2	103,4	1,1
Camps and camping grounds	24	8	8	100,0	33,3	24	14	14	100,0	58,3	0,0
Other accommodation	1.226	491	538	109,6	43,9	6.114	4.157	4.079	98,1	66,7	2,1
Foreign tourist	55.144	45.526	61.476	135,0	111,5	121.423	119.711	131.648	110,0	108,4	66,5
Hotels and similar accommodation	52.684	44.181**	59.268	134,1	112,5	114.119	115.919**	124.229	107,2	108,9	62,8
Holiday and other short-stay accommodation	1.929	1.193**	1.818	152,4	94,2	4.784	2.728**	4.943	181,2	103,3	2,5
Camps and camping grounds	184	24	78	325,0	42,4	527	48	145	302,1	27,5	0,1
Other accommodation	347	128	312	243,8	89,9	1.993	1.016	2.331	229,4	117,0	1,2

¹⁾ The Classification of Economic Activities of BiH 2010

*final data

**correct data

Table 4: Tourist arrivals and nights, by organisation of tourist arrivals

	Individual arrangement						Organised trip					
	Arrivals tourist			Nights tourist			Arrivals tourist			Nights tourist		
	III 2018*	III 2019	Indices III 2019 III 2018	III 2018	III 2019	Indices III 2019 III 2018	III 2018*	III 2019	Indices III 2019 III 2018	III 2018	III 2019	Indices III 2019 III 2018
Total	67.341	67.950	100,9	144.060	134.457	93,3	20.993	27.858	132,7	39.052	63.393	162,3
Domestic tourist	28.074	28.181	100,4	52.405	54.800	104,6	5.116	6.151	120,2	9.284	11.402	122,8
Foreign tourist	39.267	39.769	101,3	91.655	79.657	86,9	15.877	21.707	136,7	29.768	51.991	174,7

* final data

NOTES ON METHODOLOGY

The purpose of the statistical survey

The purpose of the statistical survey is to monitor the tourist activity realised in commercial accommodation establishments and to provide internationally comparable BiH's statistics of tourism in accordance with current EU Regulations for the tourism statistics.

Observation units

Observation units are all business entities /legal units which are, by the main activity, registered in accommodation activity (division 55 - KD BiH 2010), persons as well as households that rent accommodation establishments to tourists. For the purpose of the survey, Classification of Activities in Bosnia and Herzegovina - KD BiH 2010 was used, and it is fully compliant with the European Classification of Economic Activities - NACE Rev. 2.

Coverage

Reporting units are all business entities (enterprises, entrepreneurs, institutions, associations etc.) and parts thereof engaged in providing accommodation services in tourism registered according to the CA BiH 2010 under section : 55.1 (hotels and similar accommodation), 55.2 (holiday and other short - stay accommodation), 55.3 (camps and camping grounds), 55.9 (other accommodation), health institutions for their facilities in which persons stay for medical rehabilitation (costs are on persons themselves), business entities and parts thereof engaged in tourist stay in rural households, houses, camps, apartments and rooms directly rented by private persons/households. Survey covers the entire territory of Bosnia and Herzegovina.

Source and methods of data collection

Data on turnover of tourists (number of tourist arrivals and tourist nights) are collected from regular monthly report (TU-11 form). Reports are usually made on the basis of reception records in guest books, entities and their parts engaged in organising and arranging of tourists.

Definitions

Tourism means the activity of visitors taking a trip to a main destination outside their usual environment for less than a year, for leisure, business or other personal purpose other than to be employed by a resident entity in the place visited.

Tourist is every person who, outside his place of permanent residence, spends one night in a hotel or some other accommodation facility for reasons of rest, recreation, health, study, sport, religion, family, business, public tasks or meeting.

Residence is a place where a person came with the intention of permanent stay. Tourist is registered in every place or establishment where he stays and, therefore, in case he/she changes the place or establishment, he/she must register again, which results in data ambiguity. Consequently, the statistics register the number of tourist arrivals and not the number of tourists.

Domestic tourist is a person with permanent residence in the BiH who spends at least one night in a hotel or some other accommodation establishment outside their place or residence.

Foreign tourist is every person with permanent residence outside in BiH who temporarily resides in BiH and who spends at least one night in a hotel or same other accommodation establishment.

Tourist arrivals refer to the number of persons (tourists) who arrived and registered their stay in an accommodation establishment.
Tourist nights refer to every registered overnight stay of a person (tourist) in an accommodation establishment.

Accommodation capacities are presented as the number of rooms, apartments and camping sites, and the number of permanent beds.

Permanent beds are those that are regularly ready-made for renting to guests.

Occupancy rate of permanent beds (net) in the reference period is obtained by dividing the total number of nights by the number of beds on offer and the number of days when the beds are actually available for use during the reference period. The data are expressed as a percentage.

Organization of tourist arrivals represent the way of organising touristic arrangements. Depending on the way of organising, touristic arrangement can be individual or organised (travel agency).

Symbols

- no occurrence

0,0 value not zero but less than 0,05 unit of measure use

Published and printed by the Agency for Statistics of the Bosnia and Herzegovina, 71000 Sarajevo, Zelenih beretki 26

Phone: +387 (33) 911 911 · Telefax: +387 (33) 220 622

E-mail : bhas@bhas.gov.ba · Web site: <http://www.bhas.ba>

Person responsible: Velimir Jukić, PhD, director

Prepared by: Ms. Azra Bander- Demirović

First Release data are also published on the Internet
