

**TB 07**

**Tematski bilten**  
*Thematic Bulletin*  
**ISSN 1840-104X**

# Socijalna zaštita

## *Social Welfare*

# 2015-2020



**Bosna i Hercegovina**  
*Bosnia and Herzegovina*



**BHAS**

**Agencija za statistiku**  
**Bosne i Hercegovine**  
*Agency for Statistics of*  
*Bosnia and Herzegovina*

**Sarajevo, 2021.**

**TB 07**  
**Tematski bilten**  
*Thematic Bulletin*  
**ISSN 1840-104X**

# **SOCIJALNA ZAŠTITA**

## ***SOCIAL WELFARE***

# **2015-2020**



**Bosna i Hercegovina**  
Bosnia and Herzegovina



**Agencija za statistiku  
Bosne i Hercegovine**  
Agency for Statistics of  
Bosnia and Herzegovina

Sarajevo, 2021

**Izdaje:** Agencija za statistiku Bosne i Hercegovine  
Zelenih beretki 26, 71000 Sarajevo  
Bosna i Hercegovina  
Telefon: +387 33 91 19 11; Fax: +387 33 22 06 22  
Elektronska pošta: bhas@bhas.gov.ba  
Internet stranica: www.bhas.gov.ba  
*Published: Agency for Statistics of Bosnia and Herzegovina,  
Zelenih beretki 26, Sarajevo  
Bosnia and Herzegovina*

**Odgovara:** Vesna Ćužić, direktorica  
*Person responsible: Vesna Ćužić, Director*

**Podatke pripremili:** Dragan Kosorić, Gorana Knežević, Radoslav Ćorović  
*Data prepared by: Dragan Kosorić, Gorana Knežević, Radoslav Ćorović*

**Lektura:** Amra Kapetanović  
*Proofreading: Amra Kapetanović*

**Dizajn naslovnice:** Lejla Rakić Bekić  
*Cover design: Lejla Rakić Bekić*

**Tehnička priprema:** Larisa Hasanbegović  
*Pre-press and DTP: Larisa Hasanbegović*

**SADRŽAJ**  
**CONTENTS**

<b>Predgovor .....</b>	<b>7</b>
<b>Foreword .....</b>	<b>7</b>
<b>Metodološka objašnjenja .....</b>	<b>9</b>
<b>Notes on methodology.....</b>	<b>9</b>
<b>I KORISNICI, OBLICI, MJERE I USLUGE SOCIJALNE ZAŠTITE .....</b>	<b>17</b>
<b>BENEFICIARIES, FORMS, MEASURES AND SERVICES OF SOCIAL WELFARE .....</b>	<b>17</b>
1. Broj centara za socijalni rad u BiH.....	19
<i>Social welfare centres in BiH .....</i>	<i>19</i>
2. Obradeni slučajevi – intervencije u centrima za socijalni rad .....	19
<i>Treatments rendered in social welfare centres .....</i>	<i>19</i>
3. Zaposleni u centrima za socijalni rad.....	20
<i>Employees in the social welfare centres .....</i>	<i>20</i>
Grafikon 1 - Zaposleni u centrima za socijalni rad u 2020 .....	20
<i>Graph 1 - Employees in the social welfare centres in 2020 .....</i>	<i>20</i>
MALOLJETNI KORISNICI SOCIJALNE ZAŠTITE .....	21
<i>MINOR BENEFICIARIES OF SOCIAL WELFARE .....</i>	<i>21</i>
4. Maloljetni korisnici socijalne zaštite prema kategorijama i spolu .....	21
<i>Minor beneficiaries of social welfare by categories and sex.....</i>	<i>21</i>
Grafikon 2 – Maloljetni korisnici socijalne zaštite prema spolu.....	24
<i>Graph 2 - Minor beneficiaries of social welfare by sex .....</i>	<i>24</i>
Grafikon 3 – Maloljetni korisnici socijalne zaštite prema grupama kategorija i spolu u 2020 .....	24
<i>Graph 3 - Minor beneficiaries of social welfare by type of category and sex in 2020.....</i>	<i>24</i>
5. Maloljetni korisnici prema kategorijama, spolu i starosnim grupama u 2020 .....	25
<i>Minor beneficiaries by category, sex and age in 2020 .....</i>	<i>25</i>
PUNOLJETNI KORISNICI SOCIJALNE ZAŠTITE PREMA KATEGORIJAMA I SPOLU .....	28
<i>ADULT BENEFICIARIES OF SOCIAL WELFARE BY CATEGORIES AND SEX.....</i>	<i>28</i>
6. Korisnici prema kategorijama i spolu.....	28
<i>Beneficiaries by categories and sex .....</i>	<i>28</i>
Grafikon 4 - Punoljetni korisnici socijalne zaštite prema spolu .....	31
<i>Graph 4 - Adult beneficiaries of social welfare by sex .....</i>	<i>31</i>
Grafikon 5 - Punoljetni korisnici socijalne zaštite prema grupama kategorija i spolu u 2020.....	31
<i>Graph 5 - Adult beneficiaries of social welfare by type of category and sex in 2020.....</i>	<i>31</i>
7. Punoljetni korisnici prema kategorijama, spolu i starosnim grupama u 2020 .....	32
<i>Adult beneficiaries by category, sex and age in 2020 .....</i>	<i>32</i>
<b>II OBLICI I USLUGE SOCIJALNE ZAŠTITE .....</b>	<b>35</b>
<b>FORMS AND SERVICES OF SOCIAL WELFARE .....</b>	<b>35</b>
8. Oblici i usluge socijalne zaštite - maloljetni korisnici .....	37
<i>Forms and services of social welfare - minor beneficiaries.....</i>	<i>37</i>
9. Oblici i usluge socijalne zaštite - punoljetni korisnici .....	40
<i>Forms and services of social welfare - adult beneficiaries .....</i>	<i>40</i>
<b>III HRANITELJSTVO, STARATELJSTVO I USVOJENJE .....</b>	<b>43</b>
<b>FOSTER CARE, GUARDIANSHIP AND ADOPTION .....</b>	<b>43</b>
<b>HRANITELJSTVO .....</b>	<b>45</b>
<b>FOSTER CARE.....</b>	<b>45</b>

10.1	Djeca u hraniteljskim porodicama prema starosti i spolu, u 2020 .....	45
	<i>Children in foster families by age and sex by the year, in 2020.....</i>	45
	Grafikon 6 - Djeca u hraniteljskim porodicama prema starosti i spolu, u 2020 .....	45
	<i>Graph 6 - Children in foster families by age and sex by the year, in 2020 .....</i>	45
10.2	Punoljetne osobe u hraniteljskim porodicama prema starosti i spolu, u 2020 .....	46
	<i>Adults in foster families by age and sex by the year, in 2020.....</i>	46
	Grafikon 7 - Punoljetne osobe u hraniteljskim porodicama prema starosti i spolu, u 2020 .....	46
	<i>Graph 7 - Adults in foster families by age and sex by the year, in 2020 .....</i>	46
10.3	Hraniteljske porodice prema broju osoba na hraniteljstvu u 2020.....	46
	<i>Number of foster families by number of persons in foster care, in 2020.....</i>	46
	<b>STARATELJSTVO.....</b>	<b>47</b>
	<b>GUARDIANSHIP .....</b>	<b>47</b>
11.1	Starateljstvo nad maloljetnim osobama prema spolu i starosti u 2020 .....	47
	<i>Guardianship of minors by sex and age in 2020.....</i>	47
	Grafikon 6 - Starateljstvo nad maloljetnim osobama prema spolu i starosti u 2020 .....	47
	<i>Graph 6 - Guardianship of minors by sex and age in 2020.....</i>	47
11.2	Starateljstvo nad punoljetnim osobama prema spolu i starosti u 2020.....	48
	<i>Guardianship of adults by sex and age in 2020 .....</i>	48
	Grafikon 9 - Starateljstvo nad punoljetnim osobama prema spolu i starosti u 2020 .....	48
	<i>Graph 9 - Guardianship of adults by sex and age in 2020.....</i>	48
	<b>USVOJENJE .....</b>	<b>49</b>
	<b>ADOPTION.....</b>	<b>49</b>
12.	Usvojena djeca prema starosti i spolu u 2020.....	49
	<i>Adopted children by age and sex in the year 2020.....</i>	49
	Grafikon 10 - Usvojena djeca prema kategorijama i spolu u 2020.....	50
	<i>Graph 10 - Adopted children by category and sex in 2020.....</i>	50
	Grafikon 11 - Ukupan broj usvojene djece prema kategorijama i po godinama .....	50
	<i>Graph 11 - The total number of adopted children by categories and by the year .....</i>	50
<b>IV</b>	<b>USTANOVE SOCIJALNE ZAŠTITE .....</b>	<b>51</b>
	<b>SOCIAL WELFARE INSTITUTIONS .....</b>	<b>51</b>
	<b>DOMOVI ZA DJECU I OMLADINU BEZ RODITELJSKOG STARANJA .....</b>	<b>53</b>
	<b>INSTITUTIONS FOR CHILDREN AND ADOLESCENTS WITHOUT PARENTAL CARE.....</b>	<b>53</b>
13.1	Korisnici prema spolu i starosti.....	53
	<i>Residents by sex and age .....</i>	53
13.2	Korisnici prema roditeljima.....	54
	<i>Residents by parents .....</i>	54
	Grafikon 12 - Struktura korisnika domova za djecu i omladinu prema roditeljima u 2020.....	54
	<i>Graph 12 - Structure of residents in institutions for children and adolescents in 2020.....</i>	54
	Grafikon 13 - Korisnici domova za djecu i omladinu bez roditeljskog staranja prema spolu.....	55
	<i>Graph 13 - Residents of institutions for children and adolescents without parental care by sex.....</i>	55
	Grafikon 14 - Korisnici domova za djecu i omladinu bez roditeljskog staranja prema starosti u 2020 .....	55
	<i>Graph 14 - Residents of institutions for children and adolescents without parental care by age in 2020.....</i>	55
13.3	Korisnici prema školovanju.....	56
	<i>Residents by education.....</i>	56
13.4	Korisnici prema plaćanju boravka u domu .....	56
	<i>Residents by payment.....</i>	56
13.5	Zaposleni u domovima za djecu i omladinu bez roditeljskog staranja .....	57
	<i>Employees in institutions for children and adolescents without parental care .....</i>	57
	Grafikon 15 - Zaposleni u domovima za djecu i omladinu bez roditeljskog staranja u 2020.....	57
	<i>Graph 15 - Employees in institutions for children and adolescents without parental care in 2020.....</i>	57

<b>USTANOVE SOCIJALNE ZAŠTITE ZA INVALIDNU DJECU, OMLADINU I ODRASLE OMETENE U PSIHIČKOM I FIZIČKOM RAZVOJU .....</b>	<b>58</b>
<b>SOCIAL WELFARE INSTITUTIONS FOR PHYSICALLY AND MENTALLY HANDICAPPED CHILDREN, ADOLESCENTS AND ADULTS .....</b>	<b>58</b>
14.1 Korisnici prema spolu i starosti.....	58
<i>Residents by sex and age .....</i>	<i>58</i>
14.2 Korisnici prema spolu i starosti.....	58
<i>Residents by sex and age .....</i>	<i>58</i>
14.3 Korisnici prema spolu i roditeljima .....	59
<i>Residents by sex and parents .....</i>	<i>59</i>
Grafikon 13 - Korisnici prema roditeljima u 2020.....	60
<i>Graph 13 - Residents by parents in 2020 .....</i>	<i>60</i>
14.4 Korisnici prema pohađanju škole .....	60
<i>Residents by school attendance.....</i>	<i>60</i>
14.5 Korisnici prema plaćanju boravka .....	60
<i>Residents by payment.....</i>	<i>60</i>
14.6 Zaposleni u ustanovama za invalidnu djecu, omladinu i odrasle ometene u psihičkom i fizičkom razvoju ....	61
<i>Employees in institutions for physically and mentally handicapped children, adolescents and adults .....</i>	<i>61</i>
Grafikon 17 - Zaposleni u ustanovama za invalidnu djecu, omladinu i odrasle u 2020 .....	61
<i>Graph 17 - Employees in institutions for handicapped children, adolescents and adults in 2020 .....</i>	<i>61</i>
<b>USTANOVE SOCIJALNE ZAŠTITE ZA ODRASLE INVALIDNE OSOBE .....</b>	<b>62</b>
<b>SOCIAL WELFARE INSTITUTIONS FOR ADULT HANDICAPPED PERSONS .....</b>	<b>62</b>
15.1 Invalidi i rehabilitanti prema invaliditetu.....	62
<i>Disabled and persons on rehabilitation by type of handicap.....</i>	<i>62</i>
15.2 Invalidi i rehabilitanti prema pravnoj osnovi i razlogu korištenja ustanove .....	62
<i>Disabled and persons on rehabilitation by legal base and reason for institutionalisation .....</i>	<i>62</i>
<b>USTANOVE SOCIJALNE ZAŠTITE ZA ODRASLE OSOBE .....</b>	<b>64</b>
<b>SOCIAL WELFARE INSTITUTIONS FOR ADULT PERSONS.....</b>	<b>64</b>
16.1 Korisnici prema starosti.....	64
<i>Residents by age.....</i>	<i>64</i>
16.2 Korisnici prema plaćanju boravka u domu .....	64
<i>Residents by payment.....</i>	<i>64</i>
16.3 Korisnici prema razlogu smještaja .....	65
<i>Residents by reason for institutionalisation.....</i>	<i>65</i>
Grafikon 18 - Korisnici ustanova socijalne zaštite za odrasle osobe prema starosti u 2020 .....	66
<i>Graph 18 - Residents of social welfare institutions for adult persons by age in 2020 .....</i>	<i>66</i>
Grafikon 19 - Korisnici ustanova socijalne zaštite za odrasle osobe prema razlogu smještaja u 2020.....	66
<i>Graph 19 - Residents of social welfare institutions for adult persons by reason of institutionalisation in 2020 .....</i>	<i>66</i>



## PREDGOVOR

Agencija za statistiku BiH objavljuje bilten „Socijalna zaštita u BiH“ kao redovnu godišnju publikaciju. Podaci dati u ovom biltenu su rezultat agregiranja podataka entitetskih zavoda za statistiku Federacije BiH i Republike Srpske, te Brčko distrikta.

U biltenu „Socijalna zaštita u BiH“ Agencija za statistiku BiH objavljuje podatke o korisnicima svih oblika, mjera i usluga socijalne zaštite, ali i podatke o ustanovama socijalne zaštite i zaposlenim u tim ustanovama, u periodu od 2015. do 2020. godine. Podaci su razvrstani prema starosti korisnika, stepenu ugroženosti, vrsti socijalnih potreba i ustanovama za pružanje socijalne zaštite.

Agencija za statistiku BiH će biti zahvalna na svim primjedbama i sugestijama koje će doprinijeti poboljšanju slijedećeg biltena.

## FOREWORD

*Agency for Statistics of BiH publishes a Bulletin "Social welfare in BiH" as a regular annual publication. This Bulletin is a result of aggregation of data from entities statistical offices of Federation of BiH and Republic of Srpska and Brčko District.*

*In Bulletin "Social welfare in BiH" Agency for Statistics publishes data on beneficiaries of all forms, measures and services of social welfare as well as data on social welfare institutions and employees of this institutions for the period 2015-2020. Data are given by the age of beneficiaries, extent of disadvantage as well as by kind of social needs and social welfare institutions.*

*Agency for Statistics of BiH will appreciate any suggestions and comments that could improve our next Bulletin.*

Vesna Ćužić, direktorica

Vesna Ćužić, Director





## METODOLOŠKA OBJAŠNJENJA

### Izvori podataka

Podaci o maloljetnim i punoljetnim korisnicima socijalne zaštite i sprovedenim oblicima, mjerama i uslugama socijalne zaštite su rezultat agregiranja podataka uporedivih godišnjih istraživanja koja sprovode entitetski zavodi za statistiku i Distrikt Brčko.

### Obuhvat podataka

Podaci o korisnicima i oblicima socijalne zaštite kao i o ustanovama socijalne zaštite, odnose se na kalendarsku godinu.

## DEFINICIJE

### KORISNICI SOCIJALNE ZAŠTITE

**Korisnikom socijalne zaštite** smatra se svaka osoba koja je u toku izvještajne godine jednom ili više puta koristila određene oblike i mjere socijalne zaštite i usluge socijalnog rada.

Korisnici su razvrstani u dvije osnovne dobne grupe - maloljetni i punoljetni korisnici.

### MALOLJETNI KORISNICI

Maloljetnici ugroženi porodičnom situacijom

**Bez oba roditelja** - djeca i omladina čija su oba roditelja umrla.

**Nepoznatih roditelja** – djeca i omladina roditelja čiji se identitet ne može utvrditi.

**Napušteni od roditelja** – djeca i omladina čiji su roditelji poznati i poznatog boravišta, ali su djecu napustili i odbijaju da se o njima staraju, kao i djeca poznatih roditelja nepoznatog boravišta i ostali slučajevi napuštanja djece od strane roditelja.

**Djeca roditelja spriječenih da obavljaju roditeljsku dužnost** uslijed izdržavanja kazne, dužeg liječenja u stacionaru, teškog hroničnog oboljenja, privremenog rada u inostranstvu, lišavanja poslovne sposobnosti i sl.

**Djeca roditelja lišenih roditeljskih prava** – djeca i omladina čijim je roditeljima odlukom suda oduzeto roditeljsko pravo. U ovu kategoriju spadaju i slučajevi kada je samo jednom od roditelja oduzeto roditeljsko pravo.

**Iz materijalno ugroženih porodica** – djeca i omladina čiji roditelji nemaju ni minimalnih

## NOTES ON METHODOLOGY

### Source of data

Data on minor and adult beneficiaries of social welfare, and implemented forms, measures and services of social welfare are result of aggregating data from comparable annual survey which are conducted by Entity's Statistical Offices and Bureau of District Brčko.

### Data coverage

Data on beneficiaries and forms of social welfare, as well as data on social welfare institutions refer to a calendar year.

## DEFINITIONS

### SOCIAL WELFARE BENEFICIARIES

**Social welfare beneficiary** is every person who has used certain forms and measures of social welfare and social work services, once or several times during the reference year.

Beneficiaries are classified into two basic age groups – minor and adult beneficiaries.

### MINOR BENEFICIARIES

Minor beneficiaries disadvantaged by family situation

**Without both parents** – children and youth with both parents dead.

**Of unknown parents** – children and youth of parents whose identity cannot be ascertained (foundlings).

**Abandoned by parents** – children and youth of known parents and residence, abandoned by parents who refuse to take care of them, as well as children of known parents and of unknown residence and other cases of parents abandoning children.

**Children of parents prevented from performing parental duty** due to certain constraints such as imprisonment, prolonged treatment in hospital, severe chronic disease, temporary employment abroad, working incapability, etc.

**Children of parents deprived of parental rights** - children and youth of parents deprived of parental right by the decision of court. Cases when only one parent is deprived of parental right are also included in this category.

**Coming from economically disadvantaged families** - children and youth whose parents cannot

materijalnih i socijalnih uslova za podizanje djece, kao što su osobe bez stalnog izvora prihoda, s minimalnim prihodima po članu domaćinstva, nezaposlene osobe, osobe s neriješenim stambenim pitanjima.

**Iz porodica s poremećenim porodičnim odnosima** – djeca i omladina koja žive u porodicama u kojima postoje konfliktne situacije između pojedinih članova, svađe, grubosti, tuče, zlostavljanje, odsustvo emocionalnih veza i trajna neusklađenost odnosa, asocijalno, patološko i kriminalno ponašanje članova porodice (skitnja, kriminal, prostitucija, upotreba alkohola i droge, itd.) kao i nebriga roditelja.

**Ostali maloljetnici ugroženi porodičnom situacijom** – djeca samohranih roditelja, vanbračna djeca, djeca s neriješenim materijalnim, stambenim i drugim pitanjima.

### **Maloljetnici ometeni u fizičkom i psihičkom razvoju**

**Maloljetnicima ometenim u fizičkom razvoju** se smatraju djeca i omladina s oštećenjem vida, sluha, s poremećajima u govoru i glasu, fizički invalidna kao i osobe višestruko ometene u razvoju.

**Maloljetnicima ometenim u psihičkom razvoju** se smatraju djeca i omladina koja su ometena u psihičkom razvoju, a razvrstana su prema važećim propisima o razvrstavanju i evidenciji ovih osoba.

### **Maloljetnici s poremećajima u ponašanju i ličnosti**

**S asocijalnim ponašanjem** – djeca i omladina sklona skitnji, besposličanju, bježanju od kuće, nedoličnom ponašanju, prostituciji, upotrebi alkohola, prevarama i sl.

**Maloljetni prestupnici ispod 14 godina** – djeca i omladina koja su izvršila prekršaj ili krivično djelo, a krivično su neodgovorna zbog uzrasta, kao i maloljetni narkomani.

### **Psihički bolesne osobe**

Maloljetne osobe sklone raznim psihičkim oboljenjima.

### **Maloljetni korisnici u stanju različitih socijalno - zaštitnih potreba**

**Bez specifične kategorije** – djeca i omladina koja se ne mogu uvesti ni u jednu od navedenih kategorija, zdravstveno neosigurana djeca i omladina, kao i djeca i omladina kojima se pruža pomoć u ostvarivanju određenih prava.

*provide even a minimum financial or social conditions for raising children such as persons without the permanent source of income, persons with minimal income per household member, unemployed persons, persons with housing problems, etc.*

**Coming from families with disturbed family relationships** - children and youth from families in which there are conflicts between family members, quarrels, asperities, beating, molesting, absence of emotional relationship and permanent incompatibility of relations, asocial, pathological and criminal behaviour of family members (vagrancy, crime, prostitution, alcohol or drug abuse, etc.) as well as parental indifference and negligence.

**Other minors with disturbed family relationship** – children of single parents, illegitimate children, children with financial, housing and other problems.

### **Physically and mentally handicapped minors**

**Physically handicapped minors** are children and youth with visual and hearing impairments, voice and speech impediments, physical handicaps and multiple disorders.

**Mentally handicapped minors** are children and youth with mental disorders, and are classified by current regulations on registration and classification of such persons.

### **Minors with behavioural and personality disorders**

**With asocial behaviour** – children and youth inclined to vagrancy, running from home, indecent behaviour, prostitution, alcohol abuse, frauds, etc.

**Minor offenders under 14 years of age** – children and youth who have committed an offence or a criminal act and are not subject to legal prosecution due to their age as well as minor drug addicts.

### **Mentally ill persons**

Minor persons prone to various mental diseases.

### **Minor beneficiaries in need of different social and protective services**

**Without specific category** – children and youth who cannot be classified into any of the specific categories, children and youth without health insurance as well as children and youth being rendered assistance in exercising certain rights.

## PUNOLJETNI KORISNICI

**Korisnici subvencioniranja troškova (stanarine, grijanja, sahrane)**

### Fizički i psihički ometeni

**Sa oštećenim vidom** – odrasle slijepe i slabovidne osobe.

**Sa oštećenim sluhom** – odrasle gluhe i nagluhe osobe.

**Fizički invalidni** – odrasle osobe kod kojih je oboljenje trajno, zbog čega im je bitno smanjena radna sposobnost.

**Mentalno nedovoljno razvijene osobe** – odrasle osobe teško, teže, umjereno i lako mentalno zaostale.

**Ostale invalidne osobe** – odrasle osobe s ostalim fizičkim oštećenjima, nesposobne za rad i neosigurane po drugom osnovu, zatim odrasli distrofičari, osobe s posljedicama cerebralne paralize, osobe s više smetnji, osobe s poremećajima u ponašanju i slično.

**Sa kombinovanim smetnjama** – osobe kod kojih je medicinski utvrđena neka od psihičkih ili nervnih bolesti (neurotičari, psihotičari, epileptičari) i sl.

### Osobe društveno neprihvatljivog ponašanja

Osobe s asocijalnim ponašanjem (skitnja, prosjačenje, prostitucija, osobe sklone vršenju krivičnih djela i prekršaja, upotrebi alkohola, narkomanija).

### Psihički bolesne osobe

Osobe sklone raznim psihičkim oboljenjima.

### Osobe koje nemaju dovoljno prihoda za izdržavanje, materijalno neosigurane

**Materijalno neosigurane osobe** su osobe koje su sposobne za rad, ali nemaju sredstava za život, niti ih po drugom osnovu mogu obezbjediti i mlađe su od 65 godina (muškarci) odnosno 60 godina (žene).

**Osobe nesposobne za rad** su osobe potpuno i trajno nesposobne za rad, bez sredstava za život, a mlađe su od 65 godina (muškarci) odnosno 60 godina (žene).

**Stare osobe bez porodičnog staranja** su osobe koje nemaju djece ni drugih bližih srodnika koji su dužni da se o njima staraju kao i osobe bez sredstava za život (bez imovine, ili bilo kakvih drugih redovnih prihoda kao i osobe koje posjeduju imanje ali zbog starosti ili slabosti nisu u mogućnosti da isto obrađuju i obezbijede sredstva za život.

## ADULT BENEFICIARES

**Beneficiaries of subventions (for rents, heating, funeral)**

### Physically and mentally disabled

**With visual disorders** – blind adults and adults with visual impairments.

**With hearing disorders** – deaf adults and adults with hearing impairments.

**Physically disabled** – adults with permanent diseases (incurable and long lasting) which reduced their working capability.

**Mentally disabled** – adult persons with severe, less severe, moderate and mild mental handicaps.

**Other disabled persons** – adults with other physical handicaps, unable to work and unprovided on other basis, adults with muscular dystrophy, persons suffering from cerebral paralysis, persons with multiple disorders, behavioural disorders, etc.

**With combined disorders** – persons with the medical diagnosis of certain mental or neurological disease (neurotics, psychotics and epileptics), etc.

### Persons with socially unacceptable behaviour

Persons with asocial behaviour (vagrancy, begging, prostitution, person's inclined criminal acts and offences, alcohol and drug abuse).

### Mentally ill persons

Persons prone to various mental diseases.

### Persons not having a sufficient income to support themselves, financially unprovided

**Financially unprovided persons** are persons able to work but don't have finances for living or are unable to provide them on other basis and are under 65 years of age (men), or under 60 (women).

**Unable to work** – persons completely and permanently unable to work, without financial resources of living, and are under 65 (men), or 60 (women).

**Old persons without family care** are persons without children or any other close relatives obliged to take care of them as well as persons without resources to provide for a living ( without property or any other regular income as well as persons owning a farm but due to old age and weakness are unable to cultivate land and provide for life).

**Hronično bolesne** su slijepe, psihički oboljele, fizički invalidne i hronično oboljele osobe.

#### **Bez specifične kategorije (ostali)**

Osobe s porodičnim problemima, osobe u brakorazvodnom sporu i ostale osobe bez specifične kategorije.

### **OBLCI, MJERE I USLUGE SOCIJALNE ZAŠTITE**

Pod oblikom, mjerom ili uslugom podrazumijeva se svaki slučaj sprovedene zaštite na osnovu zakona i propisa iz ove oblasti od strane centra za socijalni rad, ili službe socijalne zaštite.

Podaci o oblicima, mjerama i uslugama odnose se na broj sprovedenih odnosno korištenih oblika, mjera i usluga u izvještajnom periodu, a ne na broj osoba. Jedna ista osoba može se pojaviti više puta kao korisnik tj. onoliko puta koliko je koristilo neki od oblika, mjera i usluga u toku izvještajne godine. Ako osoba više puta koristi isti oblik, mjeru ili uslugu biće obuhvaćena samo jednom. Ako osoba koristi više oblika, mjera ili usluga obuhvatiće se kod svakog oblika, odnosno mjere ili usluge.

#### **Oblici socijalne zaštite**

**Starateljstvo** je oblik zaštite maloljetnih osoba bez roditeljskog staranja i punoljetnih osoba koje nisu sposobne, ili koje nisu u mogućnosti starati se o sebi, svojim pravima, interesima i obavezama.

**Usvojenje** podrazumijeva slučajeve zakonskog usvojenja. To je poseban oblik porodično-pravne zaštite djece bez roditelja ili odgovarajućeg roditeljskog staranja, kojim se zasniva roditeljski, odnosno srodnički odnos.

Usvojiti se može samo maloljetna osoba. Usvojenje može biti potpuno ili nepotpuno.

#### **Smještaj u ustanove**

**Predškolske ustanove** – podrazumijeva one slučajeve kada se troškovi smještaja i boravka osiguravaju iz sredstava socijalne ili dječje zaštite.

**Smještaj u ustanove socijalne zaštite** podrazumijeva smještaj maloljetnih i punoljetnih korisnika u odgovarajuće ustanove socijalne zaštite: dječji domovi, domovi za dojenčad i malu djecu, za djecu ometenu u razvoju, za odgojno zapuštenu djecu i omladinu, domovi za stare i iznemogle, za

**Chronically ill** are blind, mentally ill, physically handicapped and persons with chronic disease.

#### **Without specific category (others)**

Persons with family problems, persons in divorce procedure and other persons without specific category.

### **FORMS, MEASURES AND SERVICES OF SOCIAL WELFARE**

Form, measure or service are considered every case of protection provided by Centre of social welfare or Social welfare service on the basis of legal acts and regulations concerned with this field.

Data on forms, measures, and services refer to the number of conducted, that is, used forms, measures and services in the reference period, and not to the number of persons. One person can be shown several times as a beneficiary, as much times as it has used some of the forms, measures and services during the reference year. If the same person uses the same form, measure or service more than once, it is covered only once. If a person uses several forms, measures or services, it is covered by each form, measure and service.

#### **Forms of social welfare**

**Guardianship** is a form of protection for minors without parental care and adults who are incapable or unable to take care of themselves, their rights, interests and obligations.

**Adoption** is considered every case of legal adoption. Adoption involves cases of legal adoption. It is a special form of family legal protection for children without parents or appropriate parental care, which is the basis for parental or relative relations.

Only a minor can be adopted. Adoption may be complete or incomplete.

#### **Placement (assignment) in institution**

**Pre-school institutions** – every case of accommodation expenses being financed from social welfare funds or funds for protection of children.

**Assignment to social welfare institutions** is considered accommodation of minor and adult beneficiaries in appropriate social welfare facilities such as: institutions for infants and young children, children and youth impeded in psychical and physical development, socially maladjusted children and



penzionere, kao i domovi za odrasle invalidne osobe i prihvatne stanice za maloljetne i punoljetne osobe.

**Smještaj u drugu porodicu** podrazumijeva osiguravanje stanovanja, ishrane, odgoja i brige u porodici u koju se smještaju osobe u stanju socijalne potrebe (djeca, odrasli, ostarjeli).

**Smještaj u učenički ili studentski dom, smještaj u ustanovu za djecu bez roditeljskog staranja, smještaj u ustanovu za rehabilitaciju i zaštitu, smještaj u druge ustanove socijalne zaštite kao i smještaj u dom za stare osobe** su, takođe, vidovi smještaja u ustanove u okviru oblika socijalne zaštite.

### **Mjere socijalne zaštite**

Mjere prema maloljetnicima podrazumijevaju angažovanje centra za socijalni rad na sprovođenju odgojnih mjera koje je sud izrekao kao i mjera koje centar preduzima na osnovu svoje odluke.

**Upućivanje na školovanje i osposobljavanje** podrazumijeva angažovanje centra za socijalni rad oko uključivanja na redovno školovanje maloljetnih korisnika socijalne zaštite koji su napustili školu ili nisu bili obuhvaćeni redovnim školovanjem, kao i uključivanje djece i omladine ometene u razvoju na specijalno obrazovanje.

**Ostale mjere** podrazumijevaju slučajeve pružanja savjeta u vezi s odgojnim i razvojnim problemima djece, osiguravanja ljetovanja i oporavka iz sredstava socijalne zaštite, regulisanja zdravstvene zaštite neosiguranih osoba i sl.

**Pomoć za osposobljavanje i privređivanje** podrazumijeva zasnivanje radnog odnosa osoba u stanju socijalne potrebe angažovanjem centra za socijalni rad na pripremi kolektiva da prihvati tu osobu kao i rad s osobom u cilju uspješnog uključivanja u kolektiv. Ovdje se podrazumijeva i zasnivanje radnog odnosa na određeno vrijeme u «kućnoj» radinosti, raznim servisima i sl., kao i zapošljavanje invalidnih osoba u zaštitnim radionicama.

**Pomoć za rehabilitaciju** podrazumijeva novčana davanja u cilju uključivanja na osposobljavanje za rad ili profesionalnu rehabilitaciju djece i omladine ometene u psihičkom ili fizičkom razvoju kao i odraslih invalidnih osoba, a na teret sredstava centara za socijalni rad odnosno službi socijalne zaštite.

*youth, rest or retirement homes, institutions for adult handicapped persons and shelter stations for minors and adults persons.*

**Foster care** is considered consigning persons (children, adults, old persons) in need of social protection to a family for dwelling, nourishment, upbringing and care.

**Assignment to pupil and student hostel, assignment to institution for rehabilitation and protection, assignment to other social welfare institutions as well as an assignment to home for old people** are also modes of placement in institutions, in the frame of the forms of social welfare.

### **Measures of social welfare**

*Measures concerning minors are considered engagement of social welfare centre in conducting measures of upbringing proclaimed by court as well as measures conducted by centre upon its own decision.*

**Assignment to school and vocational training** refers to the engagement of social welfare centre in including into the process of education minor beneficiaries that have left school or have not been covered by regular education as well as including mentally and physically handicapped children and youth in special education, i.e. vocational training.

**Other measures** are cases of rendering advice about problems in upbringing and development of children, providing summer vacations and rehabilitation financed from social welfare funds, covering health insurance of uninsured persons, etc.

**Assistance in vocational training and employment** is considered engagement of social welfare centre in employment of beneficiary in an enterprise as well as in preparing those persons for new working environment. Here is included employment on temporary basis «at home», various services, etc., as well as employing disabled in protective workshops.

**Allowance for rehabilitation** is money for vocational training or professional rehabilitation of mentally and physically handicapped children and youth and disabled adults, given from funds of social welfare centres or social welfare services.

### **Novčane pomoći**

**Stalna novčana pomoć** podrazumijeva novčana davanja koja osiguravaju centri za socijalni rad ili općinski centri za socijalni rad, a koja su jedini ili dopunski izvor sredstava za zadovoljavanje životnih potreba osoba u stanju socijalnih potreba.

**Jednokratna novčana pomoć** isplaćuje se najviše dva puta godišnje za domaćinstvo i ne može iznositi više od ukupno pet iznosa novčane pomoći utvrđene zakonom, osim u slučajevima kada je zbog posebnih okolnosti potrebno odobriti veći iznos o čemu odlučuje rukovodilac organa koji utvrđuje ovo pravo.

**Dodatak za tuđu njegu** podrazumijeva poseban novčani dodatak osobama kojima je potrebna pomoć druge osobe u zadovoljavanju njihovih egzistencijalnih potreba.

### **Ostali oblici zaštite i usluga**

**Razvrstavanje osnovu dijagnoza** podrazumijeva slučajeve kada nadležni organ izvrši razvrstavanje djece ometene u psihičkom i fizičkom razvoju.

**Pomoć u ostvarivanju određenih prava** podrazumijeva slučajeve pomoći oko regulisanja penzije, alimentacije i dr.

**Pomoć u rješavanju pitanja djece razvedenih ili roditelja u brakorazvodnom sporu** podrazumijeva davanje mišljenja i prijedloga sudu kome treba povjeriti dijete na čuvanje i odgoj nakon razvoda braka roditelja u slučajevima kada se roditelji nisu sporazumjeli.

**Njega i druge usluge u stanu** podrazumijevaju pružanje zdravstvene njege u kući teže i teško hronično bolesnim, nepokretnim i drugim bolesnim osobama, bez obzira na njihovo materijalno stanje.

**Pomoć u sređivanju bračnih i porodičnih odnosa** po pravilu se sprovodi primjenom metoda savjetovanja i davanja stručnih mišljenja sociopsihološkog, pedagoškog, pravnog ili drugog karaktera. Ovdje spadaju i pitanja regulisanja viđanja djece sa roditeljima za vrijeme i poslije razvoda braka, pitanja priznavanja očinstva i slično.

**Ostale usluge** su stručne ekspertize, pisani izvještaji, posredovanja kod drugih institucija u cilju osiguravanja odgovarajuće pomoći kao i pomoći za ishranu, odjeću, obuću, ogrjev i sl.

### **Allowances**

**Permanent allowance** is money provided by social welfare centres or municipal social welfare services, which is the only or supplemental financial resource for persons in need of social welfare.

**One - off allowance** is paid twice a year at most for a household. This allowance cannot exceed the amount of five allowances in total determined in law, except for cases requiring greater amount due to special circumstances. The decision on the approval of such payment is made by an executive of the body that determines this right.

**Allowance for care rendered by other person** is a special allowance for persons requiring assistance of other person for satisfying their existential needs.

### **Other forms of protection and services**

**Classification on the basis of diagnoses** is categorisation of mentally and physically handicapped children done by organization in charge.

**Assistance in exercising certain rights** refers to cases of rendering help for regulating pension, alimentation, etc.

**Assistance in solving issues concerning children of divorced parents or parents in divorce procedure** is considered giving opinions and suggestions to court about custody of children after divorce in cases when parents have reached no agreement.

Care and other services rendered in home refer to rendering health care in home to severely and less severely chronically diseased, immobile and otherwise diseased persons, irrespective of their financial condition.

**Assistance in normalizing marriage and family relationship** is done, regularly, through advisory methods and giving professional opinions of social, psychological, pedagogical, legal or other character. Here are included issues about parent's rights to visit children during and after the divorce, child recognition, and the like.

**Other services** are professional expertise, written reports and mediation at other institution in order to provide appropriate help as well as assistance in providing food, clothes, footwear, fuel, etc.

## USTANOVE SOCIJALNE ZAŠTITE

**Domovi za djecu i omladinu bez roditeljskog staranja** osiguravaju privremeno ili trajno zbrinjavanje, ishranu, zdravstvenu zaštitu, odgajanje, obrazovanje i trajno osposobljavanje djece i omladine kojoj je potreban ovakav oblik zaštite.

**Ustanove socijalne zaštite za invalidnu djecu, omladinu i odrasle ometene u razvoju** osiguravaju u zavisnosti od vrste i stepena oštećenja, privremeni ili trajni smještaj, njegu, odgajanje, obrazovanje i osposobljavanje za rad pod posebnim uslovima.

**Ustanove socijalne zaštite za odrasle invalidne osobe** su preduzeća za profesionalnu rehabilitaciju koja osiguravaju stručno osposobljavanje i zapošljavanje osoba s umanjnim radnim sposobnostima. Zaposleni u ovim preduzećima su invalidne osobe koje mogu raditi u preduzeću ili kod kuće i rehabilitanti – invalidne osobe koje se nalaze na osposobljavanju ili prekvalifikaciji.

**Ustanove socijalne zaštite za odrasle osobe** su domovi za penzionere i druge odrasle osobe i socijalno-gerijatrijski centri koji osiguravaju privremeni ili trajni smještaj, ishranu, njegu i zdravstvenu zaštitu odraslim osobama koje su bez sredstava za život, bez porodičnog staranja, ometene u psihičkom ili fizičkom razvoju i uslijed toga nesposobne za samostalan život, a i bez uslova da im se osigura odgovarajuća njega i pomoć u sopstvenoj porodici.

## SOCIAL WELFARE INSTITUTIONS

**Institutions for children and adolescents without parental care** provide temporary or permanent care, food, health care, upbringing, education and vocational training for children and youth in need of such a form of protection.

**Social welfare institutions for mentally and physically handicapped children, adolescents and adults** provide depending on the type and extent of disability, temporary or permanent accommodation, care, upbringing, education and training for work under special conditions.

**Social welfare institutions for adult disabled persons** are enterprises for professional rehabilitation which provide vocational training and employment of persons with impaired working capability. Employees of such enterprises are handicapped persons able to work in enterprises or at home and persons on rehabilitation – disabled persons attending vocational training or training for new qualification.

**Social welfare institutions for adult persons** are homes for pensioners and other adult persons and social-geriatric centres which provide temporary or permanent accommodation, food, nursing and health care for adult persons without financial resources or family care, mentally or physically disabled and therefore incapable for independent life and without conditions required for help being rendered in their own family.





**KORISNICI, OBLICI, MJERE I  
USLUGE SOCIJALNE ZAŠTITE  
*BENEFICIARIES, FORMS, MEASURES  
AND SERVICES OF SOCIAL WELFARE***



## 1. BROJ CENTARA ZA SOCIJALNI RAD U BIH<sup>1</sup>

*Number of social welfare centres in BiH<sup>1</sup>*

	FBiH	RS	BDBiH <sup>2</sup>	BiH
2015	59	46	1	<b>106</b>
2016	59	46	1	<b>106</b>
2017	59	46	1	<b>106</b>
2018	66	50	1	<b>117</b>
2019	69	51	1	<b>121</b>
2020	69	51	1	<b>121</b>

<sup>1</sup> U Federaciji BiH postoji 17 službi socijalne zaštite, dok ih u Republici Srpskoj ima 11 i djeluju pri općinama.

<sup>1</sup> In Federation of BiH there are 17 Social protection services, while in Republika Srpska, there are 11 Social welfare services and functioning at Municipalities.

<sup>2</sup> U Brčko distriktu ne postoji centar za socijalni rad već samo jedan pododjel u okviru Odjela za zdravstvo.

<sup>2</sup> Social welfare center doesn't exist in Brčko District, there is only one department for Social welfare within Health Center of Brčko Distrikt.

## 2. OBRAĐENI SLUČAJEVI - INTERVENCIJE U CENTRIMA ZA SOCIJALNI RAD

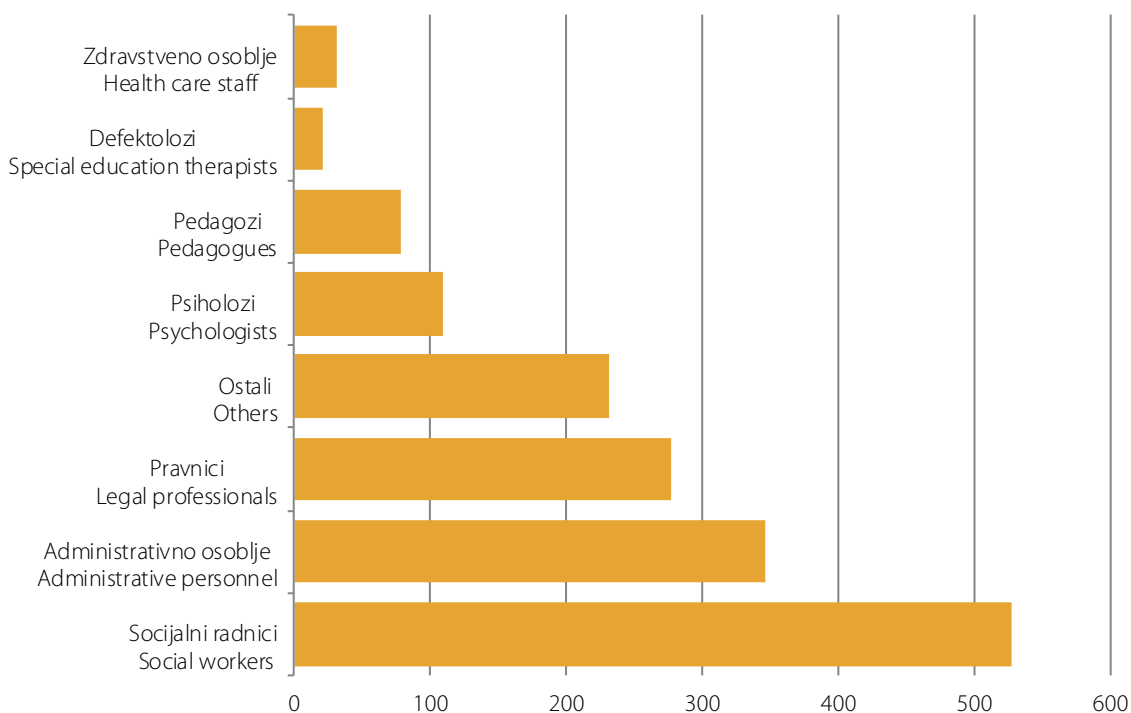
*Treatments rendered in Social welfare centres*

	Broj slučajeva obrađenih u centru			Broj intervencija pruženih u centru		
	svega	muški	ženski	svega	muški	ženski
	Number of cases handled in centre			Number of treatments rendered in centre		
	all	males	females	all	males	females
2015	406 605	191 128	215 477	505 587	252 987	252 600
2016	413 940	196 046	217 894	575 071	271 059	304 012
2017	375 209	175 473	199 736	543 558	240 075	303 483
2018	475 976	291 481	184 495	695 773	414 400	281 373
2019	436 376	266 024	170 352	664 944	392 839	272 075
2020	491 381	248 227	243 154	459 250	220 757	238 493

**3. ZAPOSLENI U CENTRIMA ZA SOCIJALNI RAD**  
**Employees in the social welfare centres**

	2015	2016	2017	2018	2019	2020
<b>UKUPNO TOTAL</b>	<b>1 372</b>	<b>1 430</b>	<b>1 491</b>	<b>1 552</b>	<b>1 568</b>	<b>1 624</b>
muški <i>males</i>	338	399	385	386	401	404
ženski <i>females</i>	1 034	1 031	1 106	1 166	1 167	1 220
Socijalni radnici <i>Social workers</i>	466	489	517	529	523	528
Pedagozi <i>Pedagogues</i>	68	66	60	59	65	78
Psiholozi <i>Psychologists</i>	72	79	86	97	100	109
Defektolozi <i>Special education therapists</i>	16	23	21	19	20	21
Zdravstveno osoblje <i>Health care staff</i>	9	12	19	8	18	31
Pravnici <i>Legal professionals</i>	206	232	247	275	278	280
Administrativno osoblje <i>Administrative personnel</i>	357	332	348	352	353	346
Ostali <i>Others</i>	178	197	193	213	211	231

**Grafikon 1: Zaposleni u centrima za socijalni rad u 2020**  
**Graph 1: Employees in the social welfare centres in 2020**



## MALOLJETNI KORISNICI SOCIJALNE ZAŠTITE MINOR BENEFICIARIES OF SOCIAL WELFARE

### 4. KORISNICI PREMA KATEGORIJAMA I SPOLU Beneficiaries by categories and sex

Kategorija korisnika		2015	2016	2017	2018	2019	2020
Category of beneficiary							
<b>UKUPNO</b> TOTAL	<b>svoga /all</b>	<b>143 552</b>	<b>133 504</b>	<b>127 682</b>	<b>129 673</b>	<b>126 324</b>	<b>119 875</b>
	muški /males	74 753	70 405	67 353	69 291	67 023	64 126
	ženski /females	68 799	63 099	60 329	60 382	59 301	55 749
<b>UGROŽENI PORODIČNOM SITUACIJOM</b> DISADVANTAGED BY FAMILY SITUATION	<b>svoga /all</b>	<b>67 853</b>	<b>62 788</b>	<b>58 287</b>	<b>55 800</b>	<b>52 450</b>	<b>50 224</b>
	muški /males	34 072	31 297	28 995	28 363	26 647	25 738
	ženski /females	33 781	31 491	29 292	27 437	25 803	24 486
<b>Djeca bez oba roditelja</b> Children without both parents	<b>svoga /all</b>	<b>808</b>	<b>701</b>	<b>631</b>	<b>597</b>	<b>550</b>	<b>520</b>
	muški /males	413	376	341	325	292	284
	ženski /females	395	325	290	272	258	236
<b>Djeca nepoznatih roditelja</b> Children of unknown parents	<b>svoga /all</b>	<b>23</b>	<b>27</b>	<b>35</b>	<b>34</b>	<b>27</b>	<b>16</b>
	muški /males	11	15	21	20	13	9
	ženski /females	12	12	14	14	14	7
<b>Djeca napuštena od roditelja</b> Children abandoned by parents	<b>svoga /all</b>	<b>704</b>	<b>661</b>	<b>631</b>	<b>579</b>	<b>546</b>	<b>476</b>
	muški /males	359	356	341	309	289	262
	ženski /females	345	305	290	270	257	214
<b>Djeca roditelja spriječenih da obavljaju roditeljsku dužnost</b> Children of parents prevented from performing parental duty	<b>svoga /all</b>	<b>758</b>	<b>807</b>	<b>753</b>	<b>743</b>	<b>752</b>	<b>773</b>
	muški /males	416	441	403	414	412	423
	ženski /females	342	366	350	329	340	350
<b>Djeca roditelja lišenih roditeljskih prava</b> Children of parents deprived of parental rights	<b>svoga /all</b>	<b>142</b>	<b>112</b>	<b>119</b>	<b>116</b>	<b>147</b>	<b>175</b>
	muški /males	82	62	73	71	76	99
	ženski /females	60	50	46	45	71	76
<b>Djeca roditelja koji nemaju dovoljno prihoda</b> Children of parents with insufficient income	<b>svoga /all</b>	<b>49 539</b>	<b>45 335</b>	<b>41 656</b>	<b>39 787</b>	<b>37 162</b>	<b>35 469</b>
	muški /males	24 352	22 238	20 343	19 900	18 663	17 813
	ženski /females	25 187	23 097	21 313	19 887	18 499	17 656
<b>Djeca roditelja koji zanemaruju ili zlostavljaju djecu</b> Children of parents who neglect or molest children	<b>svoga /all</b>	<b>2 657</b>	<b>2 831</b>	<b>2 546</b>	<b>2 520</b>	<b>2 068</b>	<b>2 277</b>
	muški /males	1 370	1 441	1 317	1 305	1 077	1 215
	ženski /females	1 287	1 390	1 229	1 215	991	1 062
<b>Djeca čiji je razvoj ometen porodičnim prilikama</b> Children whose development is hindered by family situation	<b>svoga /all</b>	<b>8 874</b>	<b>8 437</b>	<b>8 018</b>	<b>7 635</b>	<b>7 484</b>	<b>7 150</b>
	muški /males	4 409	4 049	3 748	3 651	3 544	3 483
	ženski /females	4 465	4 388	4 270	3 984	3 940	3 667
<b>Vaspitno zanemarena i zapuštena djeca</b> Socially neglected and maladjusted children	<b>svoga /all</b>	<b>4 348</b>	<b>3 877</b>	<b>3 898</b>	<b>3 789</b>	<b>3 714</b>	<b>3 368</b>
	muški /males	2 660	2 319	2 408	2 368	2 281	2 150
	ženski /females	1 688	1 558	1 490	1 421	1 433	1 218

nastavak/continued

Kategorija korisnika		2015	2016	2017	2018	2019	2020
Category of beneficiary							
<b>OSOBE SA SMETNJAMA U PSIHIČKOM I FIZIČKOM RAZVOJU</b> <i>MENTALLY AND PHYSICALLY HANDICAPPED PERSONS</i>	<b>svega /all</b>	<b>15 335</b>	<b>15 818</b>	<b>15 103</b>	<b>15 132</b>	<b>15 510</b>	<b>15 113</b>
	muški /males	8 426	8 596	8 405	8 433	8 771	8 674
	ženski /females	6 909	7 222	6 698	6 699	6 739	6 439
<b>Sa oštećenjem vida</b> <i>With visual impairment</i>	<b>svega /all</b>	<b>868</b>	<b>839</b>	<b>829</b>	<b>802</b>	<b>754</b>	<b>747</b>
	muški /males	450	433	448	441	423	417
	ženski /females	418	406	381	361	331	330
<b>Sa oštećenjem sluha</b> <i>With visual impairment</i>	<b>svega /all</b>	<b>852</b>	<b>812</b>	<b>767</b>	<b>782</b>	<b>771</b>	<b>769</b>
	muški /males	440	423	394	424	429	417
	ženski /females	412	389	373	358	342	352
<b>Sa oštećenjem u govorno-glasovnoj komunikaciji</b> <i>With impairmen in voice and speech communication</i>	<b>svega /all</b>	<b>1 000</b>	<b>1 082</b>	<b>1 099</b>	<b>1 105</b>	<b>1 178</b>	<b>1 179</b>
	muški /males	538	599	631	614	652	679
	ženski /females	462	483	468	491	526	500
<b>Sa fizičkim oštećenjima i hroničnim oboljenjima</b> <i>With physical impairment and chronic diseases</i>	<b>svega /all</b>	<b>2 521</b>	<b>2 748</b>	<b>2 639</b>	<b>2 690</b>	<b>3 075</b>	<b>3 051</b>
	muški /males	1 322	1 401	1 397	1 418	1 624	1 644
	ženski /females	1 199	1 347	1 242	1 272	1 451	1 407
<b>Sa intelektualnim oštećenjima</b> <i>With intellectual imairment</i>	<b>svega /all</b>	<b>4 390</b>	<b>4 458</b>	<b>4 060</b>	<b>3 994</b>	<b>4 159</b>	<b>4 269</b>
	muški /males	2 409	2 386	2 216	2 138	2 361	2 464
	ženski /females	1 981	2 072	1 844	1 856	1 798	1 805
<b>Sa poremećajima u ponašanju i ličnosti</b> <i>With behavioural and personal breakdown</i>	<b>svega /all</b>	<b>909</b>	<b>946</b>	<b>876</b>	<b>984</b>	<b>991</b>	<b>1 075</b>
	muški /males	579	609	596	662	689	792
	ženski /females	330	337	280	322	302	283
<b>Sa kombinovanim smetnjama</b> <i>With combined handicaps</i>	<b>svega /all</b>	<b>4 795</b>	<b>4 933</b>	<b>4 833</b>	<b>4 775</b>	<b>4 583</b>	<b>4 023</b>
	muški /males	2 688	2 745	2 723	2 736	2 594	2 261
	ženski /females	2 107	2 188	2 110	2 039	1 989	1 762
<b>OSOBE DRUŠTVENO NEPRIHVATLJIVOG PONAŠANJA</b> <i>PERSONS WITH SOCIAL UNACCEPTABLE BEHAVIOR</i>	<b>svega /all</b>	<b>6 395</b>	<b>6 176</b>	<b>6 052</b>	<b>5 540</b>	<b>5 370</b>	<b>4 963</b>
	muški /males	4 292	4 104	3 842	3 584	3 448	3 215
	ženski /females	2 103	2 072	2 210	1 956	1 922	1 748
<b>Sklone skitnji</b> <i>Inclined to vagrancy</i>	<b>svega /all</b>	<b>906</b>	<b>1 080</b>	<b>1 011</b>	<b>771</b>	<b>737</b>	<b>708</b>
	muški /males	454	593	494	385	356	362
	ženski /females	452	487	517	386	381	346
<b>Sklone prosjačenju</b> <i>Inclined to begging</i>	<b>svega /all</b>	<b>1 453</b>	<b>1 441</b>	<b>1 478</b>	<b>1 344</b>	<b>1 363</b>	<b>1 321</b>
	muški /males	696	693	731	682	671	651
	ženski /females	757	748	747	662	692	670
<b>Sklone prostituciji</b> <i>Inclined to prostitution</i>	<b>svega /all</b>	<b>155</b>	<b>135</b>	<b>138</b>	<b>116</b>	<b>103</b>	<b>96</b>
	muški /males	26	14	12	12	1	7
	ženski /females	129	121	126	104	102	89

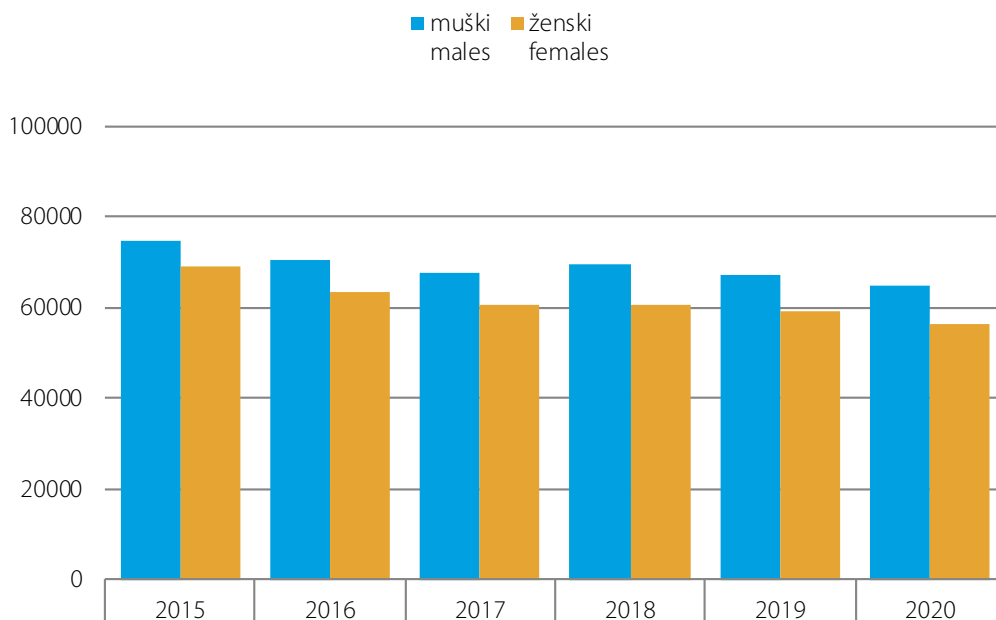
nastavak/continued

Kategorija korisnika		2015	2016	2017	2018	2019	2020
Category of beneficiary							
<b>Sklone vršenju krivičnih djela</b> <i>Inclined to committing criminal acts</i>	<b>svega /all</b>	<b>3 103</b>	<b>2 780</b>	<b>2 675</b>	<b>2 563</b>	<b>2 449</b>	<b>2 128</b>
	muški /males	2 545	2 250	2 089	1 995	1 941	1 704
	ženski /females	558	530	586	568	508	424
<b>Sklone uživanju alkoholnih pića</b> <i>Prono to alcohol consumption</i>	<b>svega /all</b>	<b>361</b>	<b>294</b>	<b>316</b>	<b>321</b>	<b>305</b>	<b>283</b>
	muški /males	271	225	220	224	199	198
	ženski /females	90	69	96	97	106	85
<b>Sklone uživanju opojnih droga</b> <i>Prono to drug abuse</i>	<b>svega /all</b>	<b>417</b>	<b>446</b>	<b>434</b>	<b>425</b>	<b>413</b>	<b>427</b>
	muški /males	300	329	296	286	280	293
	ženski /females	117	117	138	139	133	134
<b>PSIHIČKI BOLESNE OSOBE</b> <i>MENTALLY ILL PERSONS</i>	<b>svega /all</b>	<b>484</b>	<b>544</b>	<b>546</b>	<b>555</b>	<b>568</b>	<b>506</b>
	muški /males	268	323	317	315	312	304
	ženski /females	216	221	229	240	256	202
<b>OSOBE U STANJU RAZLIČITIH SOCIJALNO-ZAŠTITNIH POTREBA</b> <i>PERSONS IN DIFFERENT SOCIAL AND PROTECTIVE NEEDS</i>	<b>svega /all</b>	<b>48 627</b>	<b>44 715</b>	<b>42 603</b>	<b>44 636</b>	<b>44 662</b>	<b>42 594</b>
	muški /males	25 236	24 244	23 149	24 663	24 156	23 093
	ženski /females	23 391	20 471	19 454	19 973	20 506	19 501
<b>Sa teškim stambenim prilikama</b> <i>With serious housing problems</i>	<b>svega /all</b>	<b>5 973</b>	<b>5 982</b>	<b>5 762</b>	<b>5 541</b>	<b>5 528</b>	<b>5 166</b>
	muški /males	3 398	3 336	3 201	3 029	3 015	2 917
	ženski /females	2 575	2 646	2 561	2 512	2 513	2 249
<b>Vratile se sa izdržavanja kazne</b> <i>Returned from imprisonment</i>	<b>svega /all</b>	<b>75</b>	<b>59</b>	<b>65</b>	<b>23</b>	<b>24</b>	<b>31</b>
	muški /males	66	58	65	23	24	31
	ženski /females	9	1	-	-	-	-
<b>Stradale u elementarnim nepogodama</b> <i>Suffered in natural disasters</i>	<b>svega /all</b>	<b>417</b>	<b>391</b>	<b>344</b>	<b>212</b>	<b>191</b>	<b>169</b>
	muški /males	212	193	179	107	93	84
	ženski /females	205	198	165	105	98	85
<b>Civilne žrtve rata</b> <i>Civil victims of war</i>	<b>svega /all</b>	<b>46</b>	<b>41</b>	<b>27</b>	<b>19</b>	<b>20</b>	<b>7</b>
	muški /males	25	30	19	14	15	6
	ženski /females	21	11	8	5	5	1
<b>Članovi porodice civilnih žrtava rata</b> <i>Members of family of civil victims of war</i>	<b>svega /all</b>	<b>249</b>	<b>228</b>	<b>260</b>	<b>201</b>	<b>156</b>	<b>163</b>
	muški /males	148	133	146	124	100	99
	ženski /females	101	95	114	77	56	64
<b>Kojima su potrebne usluge socijalnog rada</b> <i>Who need services of social welfare</i>	<b>svega /all</b>	<b>41 867</b>	<b>38 014</b>	<b>36 145</b>	<b>38 640</b>	<b>38 743</b>	<b>37 058</b>
	muški /males	21 387	20 494	19 539	21 366	20 909	19 956
	ženski /females	20 480	17 520	16 606	17 274	17 834	17 102
<b>BEZ SPECIFIČNE KATEGORIJE (OSTALI)</b> <i>WITHOUT SPECIFIC CATEGORY (OTHERS)</i>	<b>svega /all</b>	<b>4 858</b>	<b>3 463</b>	<b>5 091</b>	<b>8 010</b>	<b>7 764</b>	<b>6 475</b>
	muški /males	2 459	1 841	2 645	3 933	3 689	3 102
	ženski /females	2 399	1 622	2 446	4 077	4 075	3 373



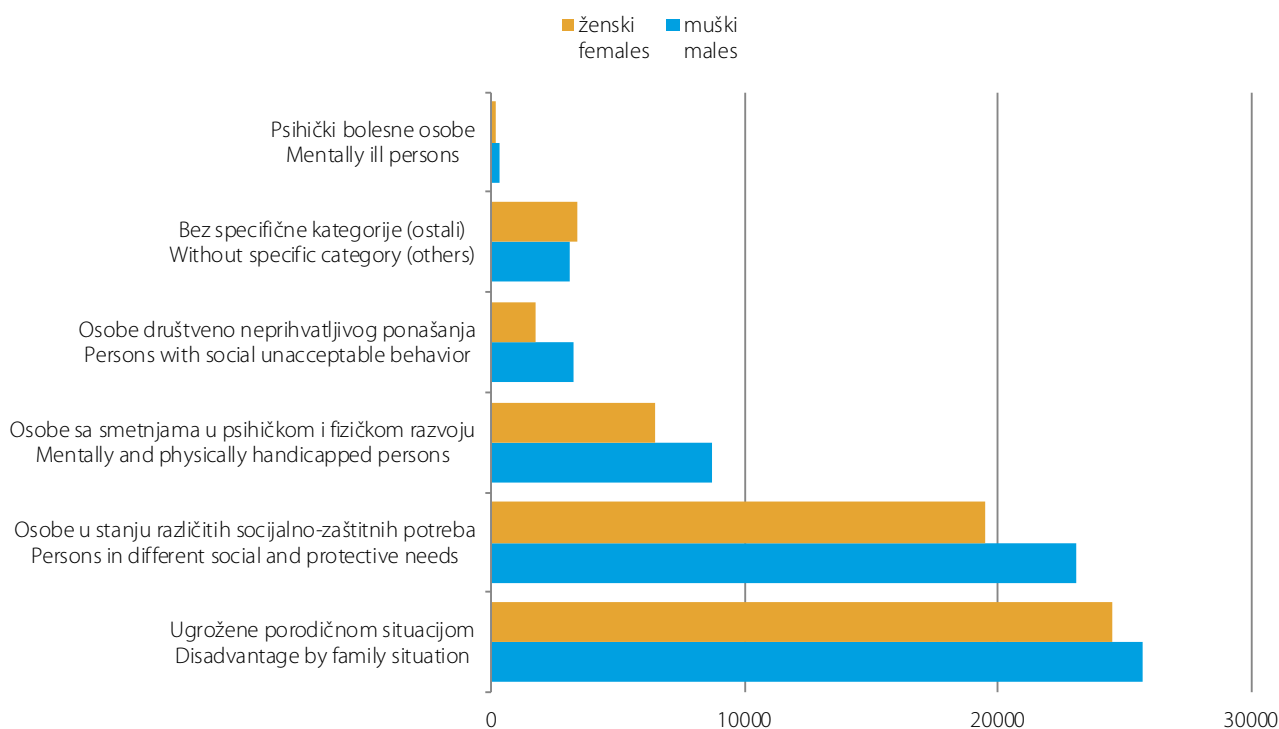
**Grafikon 2: Maloljetni korisnici socijalne zaštite prema spolu**

Graph 2: Minor beneficiaries of social welfare by sex



**Grafikon 3: Maloljetni korisnici socijalne zaštite prema grupama kategorija i spolu u 2020**

Graph 3: Minor beneficiaries of social welfare by type of category and sex in 2020



**5. MALOLJETNI KORISNICI PREMA KATEGORIJAMA, SPOLU I STAROSNIM GRUPAMA U 2020.**  
*Minor beneficiaries by category, sex and age in 2020*

Kategorija korisnika <i>Category of beneficiary</i>	Ukupno <i>Total</i>	Starost / Age				
		ispod 7 godina <i>under 7 years</i>	7 - 14	15 - 16	17 - 18	
<b>UKUPNO</b> <i>TOTAL</i>	<b>svega /all</b>	<b>119 875</b>	<b>25 279</b>	<b>38 385</b>	<b>31 861</b>	<b>24 350</b>
	muški /males	64 126	12 937	20 283	17 120	13 786
	ženski /females	55 749	12 342	18 102	14 741	10 564
<b>UGROŽENI PORODIČNOM SITUACIJOM</b> <i>DISADVANTAGED BY FAMILY SITUATION</i>	<b>svega /all</b>	<b>50 224</b>	<b>12 248</b>	<b>16 996</b>	<b>12 195</b>	<b>8 785</b>
	muški /males	25 738	6 123	8 694	6 324	4 597
	ženski /females	24 486	6 125	8 302	5 871	4 188
<b>Djeca bez oba roditelja</b> <i>Children without both parents</i>	<b>svega /all</b>	<b>520</b>	<b>94</b>	<b>174</b>	<b>174</b>	<b>78</b>
	muški /males	284	47	100	87	50
	ženski /females	236	47	74	87	28
<b>Djeca nepoznatih roditelja</b> <i>Children of unknown parents</i>	<b>svega /all</b>	<b>16</b>	<b>8</b>	<b>3</b>	<b>3</b>	<b>2</b>
	muški /males	9	4	2	2	1
	ženski /females	7	4	1	1	1
<b>Djeca napuštena od roditelja</b> <i>Children abandoned by parents</i>	<b>svega /all</b>	<b>476</b>	<b>130</b>	<b>178</b>	<b>120</b>	<b>48</b>
	muški /males	262	76	82	85	19
	ženski /females	214	54	96	35	29
<b>Djeca roditelja spriječenih da obavljaju roditeljsku dužnost</b> <i>Children of parents prevented from performing parental duty</i>	<b>svega /all</b>	<b>773</b>	<b>257</b>	<b>302</b>	<b>154</b>	<b>60</b>
	muški /males	423	157	164	82	20
	ženski /females	350	100	138	72	40
<b>Djeca roditelja lišenih roditeljskih prava</b> <i>Children of parents deprived of parental rights</i>	<b>svega /all</b>	<b>175</b>	<b>52</b>	<b>66</b>	<b>37</b>	<b>20</b>
	muški /males	99	27	33	25	14
	ženski /females	76	25	33	12	6
<b>Djeca roditelja koji nemaju dovoljno prihoda</b> <i>Children of parents with insufficient income</i>	<b>svega /all</b>	<b>35 469</b>	<b>8 389</b>	<b>11 766</b>	<b>8 534</b>	<b>6 780</b>
	muški /males	17 813	4 181	5 948	4 305	3 379
	ženski /females	17 656	4 208	5 818	4 229	3 401
<b>Djeca roditelja koji zanemaruju ili zlostavljaju djecu</b> <i>Children of parents who neglect or molest children</i>	<b>svega /all</b>	<b>2 277</b>	<b>670</b>	<b>871</b>	<b>533</b>	<b>203</b>
	muški /males	1 215	368	476	240	131
	ženski /females	1 062	302	395	293	72
<b>Djeca čiji je razvoj ometen porodičnim prilikama</b> <i>Children whose development is hindered by family situation</i>	<b>svega /all</b>	<b>7 150</b>	<b>2 096</b>	<b>2 414</b>	<b>1 668</b>	<b>972</b>
	muški /males	3 483	966	1 138	855	524
	ženski /females	3 667	1 130	1 276	813	448
<b>Vaspitno zanemarena i zapuštena djeca</b> <i>Socially neglected and maladjusted children</i>	<b>svega /all</b>	<b>3 368</b>	<b>552</b>	<b>1 222</b>	<b>972</b>	<b>622</b>
	muški /males	2 150	297	751	643	459
	ženski /females	1 218	255	471	329	163

nastavak/continued

Kategorija korisnika Category of beneficiary		Ukupno Total	Starost / Age			
			ispod 7 godina under 7 years	7 - 14	15 - 16	17 - 18
<b>OSOBE SA SMETNJAMA U PSIHIČKOM I FIZIČKOM RAZVOJU</b> MENTALLY AND PHYSICALLY HANDICAPPED PERSONS	<b>svoga /all</b>	<b>15 113</b>	<b>2 922</b>	<b>5 732</b>	<b>3 786</b>	<b>2 673</b>
	muški /males	8 674	1 571	3 298	2 205	1 600
	ženski /females	6 439	1 351	2 434	1 581	1 073
<b>Sa oštećenjem vida</b> With visual impairment	<b>svoga /all</b>	<b>747</b>	<b>151</b>	<b>258</b>	<b>192</b>	<b>146</b>
	muški /males	417	73	144	104	96
	ženski /females	330	78	114	88	50
<b>Sa oštećenjem sluha</b> With visual impairment	<b>svoga /all</b>	<b>769</b>	<b>182</b>	<b>309</b>	<b>163</b>	<b>115</b>
	muški /males	417	93	171	90	63
	ženski /females	352	89	138	73	52
<b>Sa oštećenjem u govorno-glasovnoj komunikaciji</b> With impairmen in voice and speech communication	<b>svoga /all</b>	<b>1 179</b>	<b>281</b>	<b>486</b>	<b>243</b>	<b>169</b>
	muški /males	679	157	277	147	98
	ženski /females	500	124	209	96	71
<b>Sa fizičkim oštećenjima i hroničnim oboljenjima</b> With physical impairment and chronic diseases	<b>svoga /all</b>	<b>3 051</b>	<b>660</b>	<b>1 111</b>	<b>778</b>	<b>502</b>
	muški /males	1 644	323	579	441	301
	ženski /females	1 407	337	532	337	201
<b>Sa intelektualnim oštećenjima</b> With intellectual imairment	<b>svoga /all</b>	<b>4 269</b>	<b>767</b>	<b>1 799</b>	<b>969</b>	<b>734</b>
	muški /males	2 464	408	1 079	538	439
	ženski /females	1 805	359	720	431	295
<b>Sa poremećajima u ponašanju i ličnosti</b> With behavioural and personal breakdown	<b>svoga /all</b>	<b>1 075</b>	<b>99</b>	<b>309</b>	<b>397</b>	<b>270</b>
	muški /males	792	65	208	301	218
	ženski /females	283	34	101	96	52
<b>Sa kombinovanim smetnjama</b> With combined handicaps	<b>svoga /all</b>	<b>4 023</b>	<b>782</b>	<b>1 460</b>	<b>1 044</b>	<b>737</b>
	muški /males	2 261	452	840	584	385
	ženski /females	1 762	330	620	460	352
<b>OSOBE DRUŠTVENO NEPRIHVATLJIVOG PONAŠANJA</b> PERSONS WITH SOCIAL UNACCEPTABLE BEHAVIOR	<b>svoga /all</b>	<b>4 963</b>	<b>275</b>	<b>1 060</b>	<b>1 732</b>	<b>1 896</b>
	muški /males	3 215	109	589	1 093	1 424
	ženski /females	1 748	166	471	639	472
<b>Sklone skitnji</b> Inclined to vagrancy	<b>svoga /all</b>	<b>708</b>	<b>53</b>	<b>222</b>	<b>251</b>	<b>182</b>
	muški /males	362	23	113	112	114
	ženski /females	346	30	109	139	68
<b>Sklone prosjačenju</b> Inclined to begging	<b>svoga /all</b>	<b>1 321</b>	<b>195</b>	<b>483</b>	<b>374</b>	<b>269</b>
	muški /males	651	71	223	193	164
	ženski /females	670	124	260	181	105
<b>Sklone prostituciji</b> Inclined to prostitution	<b>svoga /all</b>	<b>96</b>	<b>4</b>	<b>11</b>	<b>41</b>	<b>40</b>
	muški /males	7	2	1	2	2
	ženski /females	89	2	10	39	38

nastavak/continued

Kategorija korisnika Category of beneficiary	Ukupno Total	Starost / Age				
		ispod 7 godina under 7 years	7 - 14	15 - 16	17 - 18	
<b>Sklone vršenju krivičnih djela</b> <i>Inclined to committing criminal acts</i>	<b>svoga /all</b>	<b>2 128</b>	<b>3</b>	<b>287</b>	<b>854</b>	<b>984</b>
	muški /males	1 704	3	219	651	831
	ženski /females	424	-	68	203	153
<b>Sklone uživanju alkoholnih pića</b> <i>Prone to alcohol consumption</i>	<b>svoga /all</b>	<b>283</b>	<b>19</b>	<b>32</b>	<b>84</b>	<b>148</b>
	muški /males	198	10	23	54	111
	ženski /females	85	9	9	30	37
<b>Sklone uživanju opojnih droga</b> <i>Prone to drug abuse</i>	<b>svoga /all</b>	<b>427</b>	<b>1</b>	<b>25</b>	<b>128</b>	<b>273</b>
	muški /males	293	-	10	81	202
	ženski /females	134	1	15	47	71
<b>PSIHIČKI BOLESNE OSOBE</b> <i>MENTALLY ILL PERSONS</i>	<b>svoga /all</b>	<b>506</b>	<b>37</b>	<b>158</b>	<b>112</b>	<b>199</b>
	muški /males	304	24	105	51	124
	ženski /females	202	13	53	61	75
<b>OSOBE U STANJU RAZLIČITIH SOCIJALNO-ZAŠTITNIH POTREBA</b> <i>PERSONS IN DIFFERENT SOCIAL AND PROTECTIVE NEEDS</i>	<b>svoga /all</b>	<b>42 594</b>	<b>8 723</b>	<b>12 626</b>	<b>12 122</b>	<b>9 123</b>
	muški /males	23 093	4 640	6 679	6 509	5 265
	ženski /females	19 501	4 083	5 947	5 613	3 858
<b>Sa teškim stambenim prilikama</b> <i>With serious housing problems</i>	<b>svoga /all</b>	<b>5 166</b>	<b>1 071</b>	<b>1 522</b>	<b>1 444</b>	<b>1 129</b>
	muški /males	2 917	573	845	815	684
	ženski /females	2 249	498	677	629	445
<b>Vratile se sa izdržavanja kazne</b> <i>Returned from imprisonment</i>	<b>svoga /all</b>	<b>31</b>	<b>-</b>	<b>-</b>	<b>-</b>	<b>31</b>
	muški /males	31	-	-	-	31
	ženski /females	-	-	-	-	-
<b>Stradale u elementarnim nepogodama</b> <i>Suffered in natural disasters</i>	<b>svoga /all</b>	<b>169</b>	<b>39</b>	<b>46</b>	<b>39</b>	<b>45</b>
	muški /males	84	19	25	22	18
	ženski /females	85	20	21	17	27
<b>Civilne žrtve rata</b> <i>Civil victims of war</i>	<b>svoga /all</b>	<b>7</b>	<b>-</b>	<b>-</b>	<b>1</b>	<b>6</b>
	muški /males	6	-	-	1	5
	ženski /females	1	-	-	-	1
<b>Članovi porodice civilnih žrtava rata</b> <i>Members of family of civil victims of war</i>	<b>svoga /all</b>	<b>163</b>	<b>41</b>	<b>26</b>	<b>42</b>	<b>54</b>
	muški /males	99	30	13	20	36
	ženski /females	64	11	13	22	18
<b>Kojima su potrebne usluge socijalnog rada</b> <i>Who need services of social welfare</i>	<b>svoga /all</b>	<b>37 058</b>	<b>7 572</b>	<b>11 032</b>	<b>10 596</b>	<b>7 858</b>
	muški /males	19 956	4 018	5 796	5 651	4 491
	ženski /females	17 102	3 554	5 236	4 945	3 367
<b>BEZ SPECIFIČNE KATEGORIJE (OSTALI)</b> <i>WITHOUT SPECIFIC CATEGORY (OTHERS)</i>	<b>svoga /all</b>	<b>6 475</b>	<b>1 074</b>	<b>1 813</b>	<b>1 914</b>	<b>1 674</b>
	muški /males	3 102	470	918	938	776
	ženski /females	3 373	604	895	976	898

**PUNOLJETNI KORISNICI SOCIJALNE ZAŠTITE PREMA KATEGORIJAMA I SPOLU**  
**ADULT BENEFICIARIES OF SOCIAL WELFARE BY CATEGORIES AND SEX**

**6. KORISNICI PREMA KATEGORIJAMA I SPOLU**  
**Beneficiaries by category and sex**

Kategorija korisnika Category of beneficiary		2015	2016	2017	2018	2019	2020
<b>UKUPNO</b> TOTAL	<b>svoga /all</b>	<b>417 732</b>	<b>409 232</b>	<b>413 890</b>	<b>419 873</b>	<b>413 978</b>	<b>426 730</b>
	muški /males	206 114	198 156	213 502	214 010	212 825	215 616
	ženski /females	211 618	211 076	200 388	205 863	201 153	211 114
<b>KORISNICI SUBVENCIONIRANIH TROŠKOVA</b> BENEFICIARIES OF SUBVENTIONS	<b>svoga /all</b>	<b>11 841</b>	<b>10 999</b>	<b>11 206</b>	<b>8 455</b>	<b>8 537</b>	<b>7 942</b>
	muški /males	6 284	5 641	6 608	4 220	4 157	4 165
	ženski /females	5 557	5 358	4 598	4 235	4 380	3 777
<b>OSOBE SA SMETNJAMA U PSIHIČKOM I FIZIČKOM RAZVOJU</b> MENTALLY AND PHYSICALLY HANDICAPPED PERSONS	<b>svoga /all</b>	<b>40 919</b>	<b>45 361</b>	<b>46 686</b>	<b>52 138</b>	<b>49 260</b>	<b>48 538</b>
	muški /males	20 995	23 194	24 443	26 929	25 836	25 759
	ženski /females	19 924	22 167	22 243	25 209	23 424	22 779
<b>Sa oštećenjem vida</b> With visual impairment	<b>svoga /all</b>	<b>3 536</b>	<b>3 560</b>	<b>3 546</b>	<b>3 931</b>	<b>3 586</b>	<b>3 522</b>
	muški /males	1 818	1 908	1 888	2 081	1 934	1 913
	ženski /females	1 718	1 652	1 658	1 850	1 652	1 609
<b>Sa oštećenjem sluha</b> With hearing impairment	<b>svoga /all</b>	<b>2 682</b>	<b>2 558</b>	<b>2 605</b>	<b>2 936</b>	<b>2 646</b>	<b>2 547</b>
	muški /males	1 414	1 369	1 409	1 606	1 457	1 385
	ženski /females	1 268	1 189	1 196	1 330	1 189	1 162
<b>Sa oštećenjem u govorno-glasovnoj komunikaciji</b> With impairment in voice and speech communication	<b>svoga /all</b>	<b>1 032</b>	<b>1 086</b>	<b>1 133</b>	<b>1 650</b>	<b>1 288</b>	<b>1 279</b>
	muški /males	585	627	651	883	700	726
	ženski /females	447	459	482	767	588	553
<b>Sa fizičkim oštećenjima i hroničnim oboljenjima</b> With physical impairment and chronic diseases	<b>svoga /all</b>	<b>15 155</b>	<b>16 723</b>	<b>18 619</b>	<b>20 662</b>	<b>19 679</b>	<b>20 178</b>
	muški /males	7 335	8 199	9 412	10 533	10 097	10 446
	ženski /females	7 820	8 524	9 207	10 129	9 582	9 732
<b>Sa intelektualnim oštećenjima</b> With intellectual impairment	<b>svoga /all</b>	<b>10 128</b>	<b>10 839</b>	<b>9 998</b>	<b>10 473</b>	<b>9 995</b>	<b>9 555</b>
	muški /males	5 471	5 754	5 494	5 455	5 439	5 290
	ženski /females	4 657	5 085	4 504	5 018	4 556	4 265
<b>Sa poremećajima ponašanja i ličnosti</b> With behavioural and personality disorders	<b>svoga /all</b>	<b>1 713</b>	<b>1 846</b>	<b>1 977</b>	<b>2 093</b>	<b>2 913</b>	<b>3 126</b>
	muški /males	961	1 020	1 076	1 139	1 587	1 747
	ženski /females	752	826	901	954	1 326	1 379
<b>Sa kombinovanim smetnjama</b> With combined handicaps	<b>svoga /all</b>	<b>6 673</b>	<b>8 749</b>	<b>8 808</b>	<b>10 393</b>	<b>9 153</b>	<b>8 331</b>
	muški /males	3 411	4 317	4 513	5 232	4 622	4 252
	ženski /females	3 262	4 432	4 295	5 161	4 531	4 079
<b>OSOBE DRUŠTVENO NEPRIHVATLJIVOG PONAŠANJA</b> PERSONS WITH SOCIAL UNACCEPTABLE BEHAVIOR	<b>svoga /all</b>	<b>9 236</b>	<b>9 897</b>	<b>9 547</b>	<b>9 622</b>	<b>9 246</b>	<b>9 183</b>
	muški /males	6 668	7 225	7 014	7 146	6 878	6 902
	ženski /females	2 568	2 672	2 533	2 476	2 368	2 281

nastavak/continued

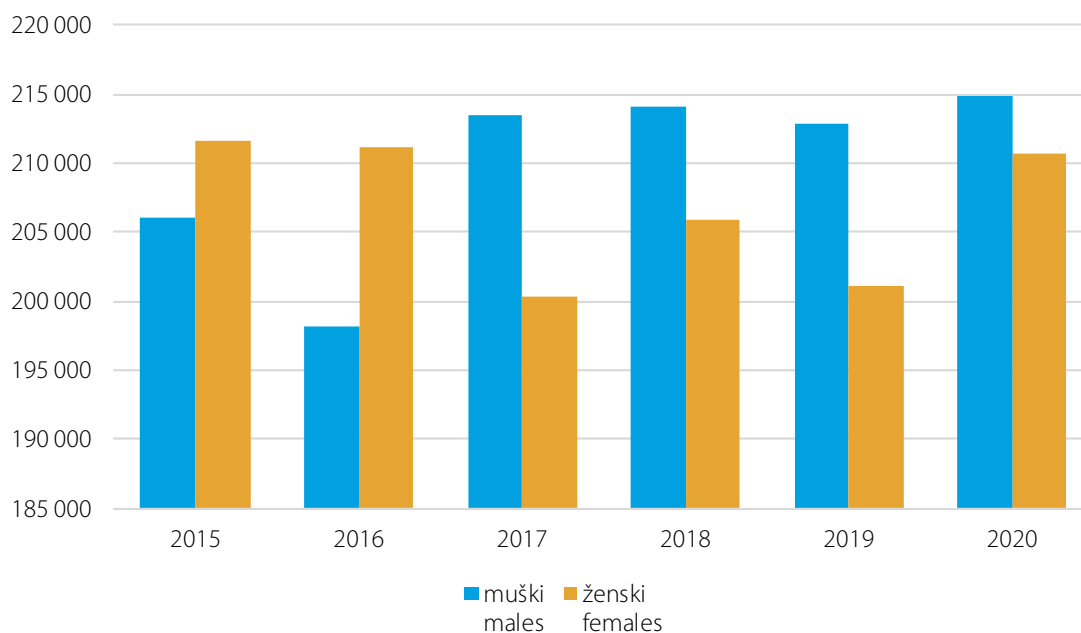
Kategorija korisnika Category of beneficiary	2015	2016	2017	2018	2019	2020	
<b>Sklone skitnji</b> <i>Inclined to vagrancy</i>	<b>svoga /all</b>	<b>1 167</b>	<b>1 218</b>	<b>1 217</b>	<b>1 101</b>	<b>1 126</b>	<b>1 087</b>
	muški /males	626	660	720	641	647	624
	ženski /females	541	558	497	460	479	463
<b>Sklone prosjačenju</b> <i>Inclined to begging</i>	<b>svoga /all</b>	<b>1 416</b>	<b>1 416</b>	<b>1 389</b>	<b>1 417</b>	<b>1 336</b>	<b>1 294</b>
	muški /males	610	604	586	612	565	558
	ženski /females	806	812	803	805	771	736
<b>Sklone prostituciji</b> <i>Inclined to prostitution</i>	<b>svoga /all</b>	<b>275</b>	<b>339</b>	<b>263</b>	<b>214</b>	<b>201</b>	<b>186</b>
	muški /males	32	53	44	56	23	23
	ženski /females	243	286	219	158	178	163
<b>Sklone vršenju krivičnih djela</b> <i>Inclined to committing criminal acts</i>	<b>svoga /all</b>	<b>2 827</b>	<b>3 161</b>	<b>3 123</b>	<b>3 288</b>	<b>3 123</b>	<b>3 372</b>
	muški /males	2 440	2 765	2 753	2 870	2 738	2 968
	ženski /females	387	396	370	418	385	404
<b>Sklone uživanju alkoholnih pića</b> <i>Prone to alcohol consumption</i>	<b>svoga /all</b>	<b>2 771</b>	<b>2 946</b>	<b>2 750</b>	<b>2 783</b>	<b>2 608</b>	<b>2 380</b>
	muški /males	2 373	2 517	2 296	2 358	2 266	2 073
	ženski /females	398	429	454	425	342	307
<b>Sklone uživanju opojnih droga</b> <i>Prone to drug abuse</i>	<b>svoga /all</b>	<b>780</b>	<b>817</b>	<b>805</b>	<b>819</b>	<b>852</b>	<b>864</b>
	muški /males	587	626	615	609	639	656
	ženski /females	193	191	190	210	213	208
<b>PSIHIČKI BOLESNE OSOBE</b> <i>MENTALLY ILL PERSONS</i>	<b>svoga /all</b>	<b>8 619</b>	<b>8 016</b>	<b>8 511</b>	<b>8 801</b>	<b>9 072</b>	<b>9 047</b>
	muški /males	4 766	4 415	4 660	4 639	4 936	4 953
	ženski /females	3 853	3 601	3 851	4 162	4 136	4 094
<b>OSOBE KOJE NEMAJU DOVOLJNO PRIHODA ZA IZDRŽAVANJE</b> <i>PERSONS NOT HAVING A SUFFICIENT INCOME TO SUPPORT THEMSELVES</i>	<b>svoga /all</b>	<b>178 893</b>	<b>184 885</b>	<b>179 645</b>	<b>172 105</b>	<b>167 533</b>	<b>180 923</b>
	muški /males	84 099	86 268	85 677	82 763	80 466	89 255
	ženski /females	94 794	98 617	93 968	89 342	87 067	91 668
<b>Materijalno neosigurane i za rad nesposobne osobe</b> <i>Financially unprovided persons and persons unable to work</i>	<b>svoga /all</b>	<b>38 304</b>	<b>38 180</b>	<b>37 481</b>	<b>36 708</b>	<b>34 072</b>	<b>32 099</b>
	muški /males	17 468	17 009	17 398	17 063	15 832	15 421
	ženski /females	20 836	21 171	20 083	19 645	18 240	16 678
<b>Stare osobe bez porodičnog staranja</b> <i>Old persons without family care</i>	<b>svoga /all</b>	<b>15 387</b>	<b>13 919</b>	<b>13 333</b>	<b>11 502</b>	<b>11 870</b>	<b>10 985</b>
	muški /males	6 832	6 480	6 586	5 770	5 946	5 400
	ženski /females	8 555	7 439	6 747	5 732	5 924	5 585
<b>Hronično bolesne</b> <i>Chronically ill</i>	<b>svoga /all</b>	<b>12 496</b>	<b>14 117</b>	<b>13 965</b>	<b>14 830</b>	<b>15 154</b>	<b>14 308</b>
	muški /males	5 928	6 702	6 526	6 982	7 052	7 025
	ženski /females	6 568	7 415	7 439	7 848	8 102	7 283

nastavak/continued

Kategorija korisnika Category of beneficiary		2015	2016	2017	2018	2019	2020
<b>Osobe kojima je zbog posebnih okolnosti potrebna socijalna zaštita</b> <i>Persons requiring social services due to specific circumstances</i>	<b>svega /all</b>	<b>41 814</b>	<b>47 023</b>	<b>46 919</b>	<b>42 269</b>	<b>39 895</b>	<b>47 018</b>
	muški /males	20 069	22 045	22 529	20 285	19 549	23 381
	ženski /females	21 745	24 978	24 390	21 984	20 346	23 637
<b>Ostale osobe u stanju socijalne zaštite</b> <i>Other persons in need of social services</i>	<b>svega /all</b>	<b>57 408</b>	<b>57 358</b>	<b>54 928</b>	<b>53 297</b>	<b>52 463</b>	<b>50 847</b>
	muški /males	28 172	28 108	27 061	26 692	25 364	26 270
	ženski /females	29 236	29 250	27 867	26 605	27 099	24 577
<b>Korisnici humanitarne pomoći</b> <i>Beneficiaries of humanitarian aid</i>	<b>svega /all</b>	<b>13 484</b>	<b>14 288</b>	<b>13 019</b>	<b>13 499</b>	<b>14 079</b>	<b>25 666</b>
	muški /males	5 630	5 924	5 577	5 971	6 723	11 758
	ženski /females	7 854	8 364	7 442	7 528	7 356	13 908
<b>OSOBE U STANJU RAZLIČITIH SOCIJALNO-ZAŠTITNIH POTREBA</b> <i>PERSONS IN DIFFERENT SOCIAL AND PROTECTIVE NEEDS</i>	<b>svega /all</b>	<b>146 716</b>	<b>126 076</b>	<b>132 580</b>	<b>142 171</b>	<b>141 975</b>	<b>141 305</b>
	muški /males	73 118	60 002	71 689	74 365	73 208	69 350
	ženski /females	73 598	66 074	60 891	67 806	68 767	71 955
<b>Sa teškim stambenim prilikama</b> <i>With serious housing problems</i>	<b>svega /all</b>	<b>10 265</b>	<b>9 880</b>	<b>9 393</b>	<b>9 492</b>	<b>8 884</b>	<b>8 836</b>
	muški /males	4 408	4 240	4 123	4 285	3 976	4 025
	ženski /females	5 857	5 640	5 270	5 207	4 908	4 811
<b>Vratile se sa izdržavanja kazne</b> <i>Returned from imprisonment</i>	<b>svega /all</b>	<b>1 041</b>	<b>1 035</b>	<b>884</b>	<b>1 060</b>	<b>1 044</b>	<b>1 103</b>
	muški /males	1 021	994	866	1 044	1 024	1 054
	ženski /females	20	41	18	16	20	49
<b>Stradale u elementarnim nepogodama</b> <i>Suffered in natural disasters</i>	<b>svega /all</b>	<b>5 361</b>	<b>507</b>	<b>398</b>	<b>406</b>	<b>396</b>	<b>289</b>
	muški /males	2 458	336	270	258	235	160
	ženski /females	2 903	171	128	148	161	129
<b>Civilne žrtve rata</b> <i>Civil victims of war</i>	<b>svega /all</b>	<b>3 086</b>	<b>3 068</b>	<b>3 194</b>	<b>3 196</b>	<b>3 068</b>	<b>2 798</b>
	muški /males	1 655	1 635	1 765	1 783	1 656	1 489
	ženski /females	1 431	1 433	1 429	1 413	1 412	1 309
<b>Članovi porodice civilnih žrtava rata</b> <i>Members of family of civilian victims of war</i>	<b>svega /all</b>	<b>3 661</b>	<b>3 576</b>	<b>3 500</b>	<b>3 625</b>	<b>3 474</b>	<b>3 159</b>
	muški /males	1 454	1 391	1 363	1 428	1 255	1 185
	ženski /females	2 207	2 185	2 137	2 197	2 219	1 974
<b>Kojima su potrebne usluge socijalnog rada</b> <i>In need of social welfare services</i>	<b>svega /all</b>	<b>123 302</b>	<b>108 010</b>	<b>115 211</b>	<b>124 392</b>	<b>125 109</b>	<b>125 120</b>
	muški /males	62 122	51 406	63 302	65 567	65 062	61 437
	ženski /females	61 180	56 604	51 909	58 825	60 047	63 683
<b>BEZ SPECIFIČNE KATEGORIJE</b> <i>WITHOUT SPECIFIC CATEGORY</i>	<b>svega /all</b>	<b>21 508</b>	<b>23 998</b>	<b>25 715</b>	<b>26 581</b>	<b>28 355</b>	<b>29 792</b>
	muški /males	10 184	11 411	13 411	13 948	17 344	15 232
	ženski /females	11 324	12 587	12 304	12 633	11 011	14 560

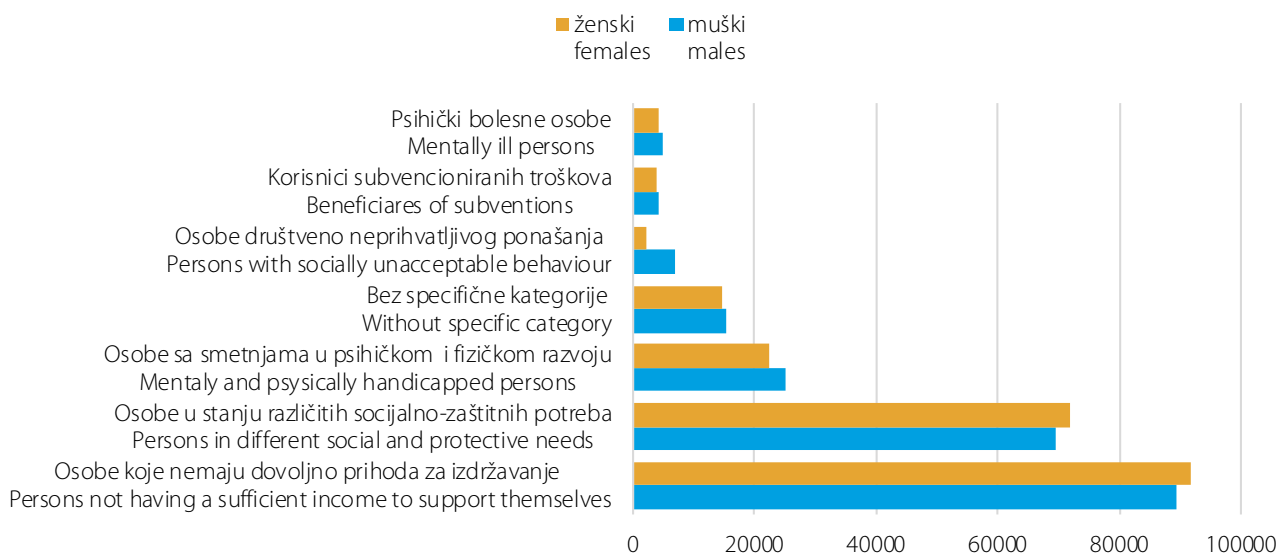
**Grafikon 4: Punoljetni korisnici socijalne zaštite prema spolu**

Graph 4: Adult beneficiaries of social welfare by sex



**Grafikon 5: Punoljetni korisnici socijalne zaštite prema grupama, kategorijama i spolu u 2020**

Graph 5: Adult beneficiaries of social welfare by type of category and sex in 2020





**7. PUNOLJETNI KORISNICI PREMA KATEGORIJAMA, SPOLU I STAROSNIM GRUPAMA U 2020**  
**Adult beneficiaries by category, sex and age in 2020**

Kategorija korisnika Category of beneficiary		Ukupno Total	Starost / Age					
			18 - 21	22 - 26	27 - 45	46 - 59	60 - 65	65 +
<b>UKUPNO</b> TOTAL	<b>svega /all</b>	<b>426 730</b>	<b>30 560</b>	<b>45 243</b>	<b>87 575</b>	<b>95 927</b>	<b>80 997</b>	<b>86 428</b>
	muški /males	215 616	16 838	23 677	42 392	47 909	41 262	43 538
	ženski /females	211 114	13 722	21 566	45 183	48 018	39 735	42 890
<b>KORISNICI SUBVENCIONIRANIH TROŠKOVA</b> BENEFICIARIES OF SUBVENTIONS	<b>svega /all</b>	<b>7 942</b>	<b>296</b>	<b>386</b>	<b>900</b>	<b>1 483</b>	<b>2 188</b>	<b>2 689</b>
	muški /males	4 165	166	198	435	899	1 190	1 277
	ženski /females	3 777	130	188	465	584	998	1 412
<b>OSOBE SA SMETNJAMA U PSIHIČKOM I FIZIČKOM RAZVOJU</b> MENTALLY AND PHYSICALLY HANDICAPPED PERSONS	<b>svega /all</b>	<b>48 538</b>	<b>3 119</b>	<b>4 666</b>	<b>9 387</b>	<b>10 365</b>	<b>8 753</b>	<b>12 248</b>
	muški /males	25 759	1 703	2 494	5 127	5 501	4 550	6 384
	ženski /females	22 779	1 416	2 172	4 260	4 864	4 203	5 864
<b>Sa oštećenjem vida</b> With visual impairment	<b>svega /all</b>	<b>3 522</b>	<b>202</b>	<b>296</b>	<b>576</b>	<b>770</b>	<b>741</b>	<b>937</b>
	muški /males	1 913	128	148	288	422	417	510
	ženski /females	1 609	74	148	288	348	324	427
<b>Sa oštećenjem sluha</b> With hearing impairment	<b>svega /all</b>	<b>2 547</b>	<b>174</b>	<b>211</b>	<b>400</b>	<b>570</b>	<b>521</b>	<b>671</b>
	muški /males	1 385	93	118	215	332	271	356
	ženski /females	1 162	81	93	185	238	250	315
<b>Sa oštećenjem u govorno-glasovnoj komunikaciji</b> With impairment in voice and speech communication	<b>svega /all</b>	<b>1 279</b>	<b>129</b>	<b>183</b>	<b>254</b>	<b>278</b>	<b>220</b>	<b>215</b>
	muški /males	726	71	109	130	165	122	129
	ženski /females	553	58	74	124	113	98	86
<b>Sa fizičkim oštećenjima i hroničnim oboljenjima</b> With physical impairment and chronic diseases	<b>svega /all</b>	<b>20 178</b>	<b>928</b>	<b>1 303</b>	<b>3 534</b>	<b>4 121</b>	<b>3 950</b>	<b>6 342</b>
	muški /males	10 446	508	701	1 941	2 144	1 925	3 227
	ženski /females	9 732	420	602	1 593	1 977	2 025	3 115
<b>Sa intelektualnim oštećenjima</b> With intellectual impairment	<b>svega /all</b>	<b>9 555</b>	<b>744</b>	<b>1 241</b>	<b>2 287</b>	<b>2 262</b>	<b>1 378</b>	<b>1 643</b>
	muški /males	5 290	396	648	1 267	1 247	825	907
	ženski /females	4 265	348	593	1 020	1 015	553	736
<b>Sa poremećajima ponašanja i ličnosti</b> With behavioural and personality disorders	<b>svega /all</b>	<b>3 126</b>	<b>217</b>	<b>483</b>	<b>771</b>	<b>697</b>	<b>507</b>	<b>451</b>
	muški /males	1 747	134	293	464	353	267	236
	ženski /females	1 379	83	190	307	344	240	215
<b>Sa kombinovanim smetnjama</b> With combined handicaps	<b>svega /all</b>	<b>8 331</b>	<b>725</b>	<b>949</b>	<b>1 565</b>	<b>1 667</b>	<b>1 436</b>	<b>1 989</b>
	muški /males	4 252	373	477	822	838	723	1 019
	ženski /females	4 079	352	472	743	829	713	970
<b>OSOBE DRUŠTVENO NEPRIHVATLJIVOG PONAŠANJA</b> PERSONS WITH SOCIAL UNACCEPTABLE BEHAVIOR	<b>svega /all</b>	<b>9 183</b>	<b>1 259</b>	<b>1 854</b>	<b>2 919</b>	<b>1 944</b>	<b>845</b>	<b>362</b>
	muški /males	6 902	814	1 372	2 226	1 551	641	298
	ženski /females	2 281	445	482	693	393	204	64

nastavak/continued

Kategorija korisnika Category of beneficiary	Ukupno Total	Starost / Age						
		18 - 21	22 - 26	27 - 45	46 - 59	60 - 65	65 +	
<b>Sklone skitnji</b> <i>Inclined to vagrancy</i>	<b>svega /all</b>	<b>1 087</b>	<b>182</b>	<b>197</b>	<b>304</b>	<b>231</b>	<b>116</b>	<b>57</b>
	muški /males	624	105	106	152	153	63	45
	ženski /females	463	77	91	152	78	53	12
<b>Sklone prosjačenju</b> <i>Inclined to begging</i>	<b>svega /all</b>	<b>1 294</b>	<b>225</b>	<b>267</b>	<b>284</b>	<b>254</b>	<b>169</b>	<b>95</b>
	muški /males	558	74	111	108	114	93	58
	ženski /females	736	151	156	176	140	76	37
<b>Sklone prostituciji</b> <i>Inclined to prostitution</i>	<b>svega /all</b>	<b>186</b>	<b>58</b>	<b>46</b>	<b>62</b>	<b>16</b>	<b>4</b>	<b>-</b>
	muški /males	23	3	3	12	4	1	-
	ženski /females	163	55	43	50	12	3	-
<b>Sklone vršenju krivičnih djela</b> <i>Inclined to committing criminal acts</i>	<b>svega /all</b>	<b>3 372</b>	<b>466</b>	<b>757</b>	<b>1 249</b>	<b>680</b>	<b>154</b>	<b>66</b>
	muški /males	2 968	399	688	1 074	609	133	65
	ženski /females	404	67	69	175	71	21	1
<b>Sklone uživanju alkoholnih pića</b> <i>Prone to alcohol consumption</i>	<b>svega /all</b>	<b>2 380</b>	<b>157</b>	<b>328</b>	<b>701</b>	<b>676</b>	<b>378</b>	<b>140</b>
	muški /males	2 073	132	273	619	594	329	126
	ženski /females	307	25	55	82	82	49	14
<b>Sklone uživanju opojnih droga</b> <i>Prone to drug abuse</i>	<b>svega /all</b>	<b>864</b>	<b>171</b>	<b>259</b>	<b>319</b>	<b>87</b>	<b>24</b>	<b>4</b>
	muški /males	656	101	191	261	77	22	4
	ženski /females	208	70	68	58	10	2	-
<b>PSIHIČKI BOLESNE OSOBE</b> <i>MENTALLY ILL PERSONS</i>	<b>svega /all</b>	<b>9 047</b>	<b>372</b>	<b>835</b>	<b>2 559</b>	<b>2 732</b>	<b>1 321</b>	<b>1 228</b>
	muški /males	4 953	219	548	1 454	1 450	685	597
	ženski /females	4 094	153	287	1 105	1 282	636	631
<b>OSOBE KOJE NEMAJU DOVOLJNO PRIHODA ZA IZDRŽAVANJE</b> <i>PERSONS NOT HAVING A SUFFICIENT INCOME TO SUPPORT THEMSELVES</i>	<b>svega /all</b>	<b>180 923</b>	<b>12 998</b>	<b>18 576</b>	<b>33 061</b>	<b>37 211</b>	<b>38 676</b>	<b>40 401</b>
	muški /males	89 255	7 211	9 398	15 344	18 338	18 899	20 065
	ženski /females	91 668	5 787	9 178	17 717	18 873	19 777	20 336
<b>Materijalno neosigurane i za rad nesposobne osobe</b> <i>Financially unprovided persons and persons unable to work</i>	<b>svega /all</b>	<b>32 099</b>	<b>1 448</b>	<b>2 033</b>	<b>5 232</b>	<b>6 403</b>	<b>7 714</b>	<b>9 269</b>
	muški /males	15 421	808	921	2 337	3 166	3 467	4 722
	ženski /females	16 678	640	1 112	2 895	3 237	4 247	4 547
<b>Stare osobe bez porodičnog staranja</b> <i>Old persons without family care</i>	<b>svega /all</b>	<b>10 985</b>	<b>-</b>	<b>-</b>	<b>-</b>	<b>-</b>	<b>5 200</b>	<b>5 785</b>
	muški /males	5 400	-	-	-	-	2 627	2 773
	ženski /females	5 585	-	-	-	-	2 573	3 012
<b>Hronično bolesne</b> <i>Chronically ill</i>	<b>svega /all</b>	<b>14 308</b>	<b>1 258</b>	<b>1 691</b>	<b>2 980</b>	<b>3 560</b>	<b>2 143</b>	<b>2 676</b>
	muški /males	7 025	649	806	1 297	1 735	1 186	1 352
	ženski /females	7 283	609	885	1 683	1 825	957	1 324

nastavak/continued

Kategorija korisnika Category of beneficiary	Ukupno Total	Starost / Age						
		18 - 21	22 - 26	27 - 45	46 - 59	60 - 65	65 +	
<b>Osobe kojima je zbog posebnih okolnosti potrebna socijalna zaštita</b> <i>Persons requiring social services due to specific circumstances</i>	<b>svega /all</b>	<b>47 018</b>	<b>3 739</b>	<b>5 910</b>	<b>9 293</b>	<b>10 516</b>	<b>9 559</b>	<b>8 001</b>
	muški /males	23 381	2 072	2 918	4 372	5 156	4 599	4 264
	ženski /females	23 637	1 667	2 992	4 921	5 360	4 960	3 737
<b>Ostale osobe u stanju socijalne zaštite</b> <i>Other persons in need of social services</i>	<b>svega /all</b>	<b>50 847</b>	<b>5 192</b>	<b>6 903</b>	<b>9 878</b>	<b>11 584</b>	<b>8 713</b>	<b>8 577</b>
	muški /males	26 270	2 944	3 753	4 957	5 954	4 191	4 471
	ženski /females	24 577	2 248	3 150	4 921	5 630	4 522	4 106
<b>Korisnici humanitarne pomoći</b> <i>Beneficiaries of humanitarian aid</i>	<b>svega /all</b>	<b>25 666</b>	<b>1 361</b>	<b>2 039</b>	<b>5 678</b>	<b>5 148</b>	<b>5 347</b>	<b>6 093</b>
	muški /males	11 758	738	1 000	2 381	2 327	2 829	2 483
	ženski /females	13 908	623	1 039	3 297	2 821	2 518	3 610
<b>OSOBE U STANJU RAZLIČITIH SOCIJALNO-ZAŠTITNIH POTREBA</b> <i>PERSONS IN DIFFERENT SOCIAL AND PROTECTIVE NEEDS</i>	<b>svega /all</b>	<b>141 305</b>	<b>10 485</b>	<b>16 008</b>	<b>33 819</b>	<b>36 413</b>	<b>23 536</b>	<b>21 044</b>
	muški /males	69 350	5 713	8 285	15 245	17 550	12 626	9 931
	ženski /females	71 955	4 772	7 723	18 574	18 863	10 910	11 113
<b>Sa teškim stambenim prilikama</b> <i>With serious housing problems</i>	<b>svega /all</b>	<b>8 836</b>	<b>613</b>	<b>1 000</b>	<b>1 897</b>	<b>1 995</b>	<b>1 967</b>	<b>1 364</b>
	muški /males	4 025	286	473	790	883	813	780
	ženski /females	4 811	327	527	1 107	1 112	1 154	584
<b>Vratile se sa izdržavanja kazne</b> <i>Returned from imprisonment</i>	<b>svega /all</b>	<b>1 103</b>	<b>49</b>	<b>177</b>	<b>427</b>	<b>331</b>	<b>89</b>	<b>30</b>
	muški /males	1 054	49	170	411	325	71	28
	ženski /females	49	-	7	16	6	18	2
<b>Stradale u elementarnim nepogodama</b> <i>Suffered in natural disasters</i>	<b>svega /all</b>	<b>289</b>	<b>25</b>	<b>39</b>	<b>65</b>	<b>52</b>	<b>55</b>	<b>53</b>
	muški /males	160	13	17	36	28	30	36
	ženski /females	129	12	22	29	24	25	17
<b>Civilne žrtve rata</b> <i>Civil victims of war</i>	<b>svega /all</b>	<b>2 798</b>	<b>35</b>	<b>134</b>	<b>603</b>	<b>880</b>	<b>606</b>	<b>540</b>
	muški /males	1 489	16	71	361	458	300	283
	ženski /females	1 309	19	63	242	422	306	257
<b>Članovi porodice civilnih žrtava rata</b> <i>Members of family of civilian victims of war</i>	<b>svega /all</b>	<b>3 159</b>	<b>94</b>	<b>169</b>	<b>395</b>	<b>702</b>	<b>680</b>	<b>1 119</b>
	muški /males	1 185	51	81	196	249	291	317
	ženski /females	1 974	43	88	199	453	389	802
<b>Kojima su potrebne usluge socijalnog rada</b> <i>In need of social welfare services</i>	<b>svega /all</b>	<b>125 120</b>	<b>9 669</b>	<b>14 489</b>	<b>30 432</b>	<b>32 453</b>	<b>20 139</b>	<b>17 938</b>
	muški /males	61 437	5 298	7 473	13 451	15 607	11 121	8 487
	ženski /females	63 683	4 371	7 016	16 981	16 846	9 018	9 451
<b>BEZ SPECIFIČNE KATEGORIJE</b> <i>WITHOUT SPECIFIC CATEGORY</i>	<b>svega /all</b>	<b>29 792</b>	<b>2 031</b>	<b>2 918</b>	<b>4 930</b>	<b>5 779</b>	<b>5 678</b>	<b>8 456</b>
	muški /males	15 232	1 012	1 382	2 561	2 620	2 671	4 986
	ženski /females	14 560	1 019	1 536	2 369	3 159	3 007	3 470

**OBlici I USLUGE  
SOCIJALNE ZAŠTITE**  
*FORMS AND SERVICES  
OF SOCIAL WELFARE*



**OBLICI I USLUGE SOCIJALNE ZAŠTITE**  
**FORMS AND SERVICES OF SOCIAL WELFARE**

**8. OBLICI I USLUGE SOCIJALNE ZAŠTITE - MALOLJETNI KORISNICI**  
**Forms and services of social welfare - minor beneficiaries**

Kategorija korisnika <i>Category of beneficiaries</i>	2015	2016	2017	2018	2019	2020
<b>UKUPNO</b> <i>TOTAL</i>	<b>80 736</b>	<b>79 126</b>	<b>74 690</b>	<b>66 576</b>	<b>55 438</b>	<b>54 792</b>
<b>STARATELJSTVO I USVOJENJE</b> <i>GUARDIANSHIP AND ADOPTION</i>	<b>1 884</b>	<b>1 621</b>	<b>1 704</b>	<b>1 729</b>	<b>3 437</b>	<b>2 096</b>
<b>Starateljstvo</b> <i>Guardianship</i>	1 096	946	1 147	1 040	924	988
<b>Starateljstvo za posebne slučajeve</b> <i>Guardianship for special cases</i>	745	625	517	654	2 487	1 061
<b>Usvojenje</b> <i>Adoption</i>	43	50	40	35	26	47
<b>SMJEŠTAJ U USTANOVE</b> <i>PLACEMENT IN INSTITUTIONS</i>	<b>1 431</b>	<b>1 263</b>	<b>1 323</b>	<b>1 129</b>	<b>1 150</b>	<b>1 170</b>
<b>U predškolske ustanove</b> <i>In pre-school institutions</i>	18	12	8	7	11	2
<b>U dom za djecu i omladinu</b> <i>In institution for children and adolescents</i>	79	76	61	48	74	53
<b>U ustanovu za djecu bez roditeljskog staranja</b> <i>In institutions for children deprived of parental care</i>	426	422	410	383	473	504
<b>Smještaj u drugu porodicu</b> <i>With foster family</i>	478	402	446	388	358	394
<b>U učenički ili studentski dom</b> <i>In pupil or student hostel</i>	37	36	35	25	43	15
<b>U ustanovu za rehabilitaciju i zaštitu</b> <i>In institution for rehabilitation and care</i>	107	74	43	42	66	130
<b>U druge ustanove socijalne zaštite</b> <i>In other social welfare facilities</i>	286	241	320	236	125	72
<b>VASPITNE MJERE ZAŠTITE I SIGURNOSTI PREMA MALOLJETNICIMA</b> <i>EDUCATIONAL AND PROTECTIVE MEASURES TO MINORS</i>	<b>1 258</b>	<b>1 018</b>	<b>934</b>	<b>796</b>	<b>713</b>	<b>751</b>
<b>Sudski ukor</b> <i>Court reprimand</i>	205	176	203	180	228	198
<b>Pojačan nadzor roditelja ili staratelja</b> <i>Extensive surveillance by parents or guardians</i>	274	170	120	109	94	85
<b>Pojačan nadzor organa starateljstva</b> <i>Extensive surveillance by guardian organization</i>	231	210	180	163	142	120
<b>Pojačan nadzor u drugoj porodici</b> <i>Extensive surveillance in foster family</i>	9	13	-	8	8	1
<b>Upućivanje u disciplinski centar</b> <i>Assignment to disciplinary centre</i>	52	28	21	18	23	12
<b>Upućivanje u vaspitnu organizaciju</b> <i>Assignment to organization for upbringing</i>	17	14	11	13	3	6

nastavak/continued

Kategorija korisnika <i>Category of beneficiaries</i>	2015	2016	2017	2018	2019	2020
<b>Upućivanje u vaspitno-popravni dom</b> <i>Assignment to correctional institution</i>	23	16	19	15	25	6
<b>Upućivanje u maloljetnički pritvor</b> <i>Assignment to juvenile prison</i>	11	9	6	8	9	5
<b>Upućivanje u posebne ustanove za liječenje i osposobljavanje</b> <i>Assignment to special for medical treatment and rehabilitation</i>	-	-	-	1	-	-
<b>Ostale usluge</b> <i>Other services</i>	262	252	289	281	181	318
<b>POMOĆ ZA OSPOSOBLJAVANJE I PRIVREĐIVANJE</b> <i>ASSISTANCE IN VOCATIONAL TRAINING</i>	<b>202</b>	<b>330</b>	<b>183</b>	<b>137</b>	<b>115</b>	<b>84</b>
<b>Osposobljavanje za rad i privređivanje</b> <i>Vocational training</i>	126	274	109	85	89	73
<b>Pomoć za rehabilitaciju</b> <i>Assistance in rehabilitation</i>	76	56	62	51	22	9
<b>Uključivanje u radni odnos</b> <i>Employment</i>	-	-	12	-	-	-
<b>Uključivanje u ostale oblike rada (kućna radinost)</b> <i>Inclusion in other forms of work (working at home)</i>	-	-	-	1	4	2
<b>NOVČANE POMOĆI</b> <i>ALLOWANCES</i>	<b>6 177</b>	<b>7 454</b>	<b>5 817</b>	<b>5 786</b>	<b>6 638</b>	<b>6 106</b>
<b>Stalna novčana pomoć</b> <i>Permanent allowance</i>	827	982	801	964	1 016	1 594
<b>Izuzetna novčana pomoć</b> <i>Special allowance</i>	310	290	206	262	254	117
<b>Jednokratna novčana pomoć</b> <i>One-off allowance</i>	3 081	3 309	2 154	1 668	2 029	1 380
<b>Prava na dodatak za pomoć i njegu od strane drugih osoba</b> / <i>Entitlement to additional allowance for assistance and care rendered by other persons</i>	1 875	2 586	2 537	2 846	3 306	2 914
<b>Pomoć za opremu djeteta samohranim nezaposlenim roditeljima</b> / <i>Allowance to single unemployed parents for outfitting a child</i>	84	287	119	46	33	101
<b>OSTALI OBLICI ZAŠTITE I USLUGA</b> <i>OTHER FORMS OF PROTECTION AND SERVICES</i>	<b>69 784</b>	<b>67 440</b>	<b>64 729</b>	<b>56 999</b>	<b>43 385</b>	<b>44 585</b>
<b>Zdravstvena zaštita na teret općine ili centra</b> / <i>Health care at the expense of municipality or social welfare centre</i>	3 713	3 271	2 976	2 685	2 148	1 840
<b>Pomoć u rješavanju stambenog pitanja</b> <i>Assistance in solving housing problems</i>	65	44	69	22	21	18
<b>Mirenje bračnih partnera</b> <i>Reconciliation of spouses</i>	23	20	36	25	4	151
<b>Njega i pomoć u kući</b> <i>Care and assistance rendered at home</i>	12	81	16	720	6	8
<b>Pomoć u sređivanju konfliktnih situacija</b> <i>Assistance in conflict resolution</i>	6 471	7 743	8 702	9 116	5 355	5 575

nastavak/continued

Kategorija korisnika <i>Category of beneficiaries</i>	2015	2016	2017	2018	2019	2020
<b>Usluge socijalnog i drugog stručnog rada</b> <i>Services of social and other professional work</i>	54 066	51 304	49 615	41 481	32 570	32 520
<b>Pomoć za ishranu, ogrijev, odjeću i obuću</b> <i>Allowances for food, fuel, clothing and footwear</i>	5 434	4 977	3 315	2 950	3 281	4 473



**9. OBLICI I USLUGE SOCIJALNE ZAŠTITE - PUNOLJETNI KORISNICI**  
**Forms and services of social welfare - adult beneficiaries**

Kategorija korisnika Category of beneficiaries	2015	2016	2017	2018	2019	2020
<b>UKUPNO</b> TOTAL	<b>337 122</b>	<b>347 503</b>	<b>348 340</b>	<b>373 674</b>	<b>348 646</b>	<b>321 074</b>
<b>STARATELJSTVO</b> GUARDIANSHIP	<b>7 041</b>	<b>6 558</b>	<b>7 200</b>	<b>7 491</b>	<b>7 089</b>	<b>6 564</b>
Starateljstvo Guardianship	3 067	2 851	3 385	3 482	3 488	3 730
Starateljstvo za posebne slučajeve Guardianship for special cases	3 974	3 707	3 815	4 009	3 598	2 834
<b>SMJEŠTAJ U USTANOVE</b> PLACEMENT IN INSTITUTIONS	<b>1 924</b>	<b>2 283</b>	<b>2 566</b>	<b>2 452</b>	<b>2 527</b>	<b>2 588</b>
U ustanovu za rehabilitaciju i zaštitu In institution for rehabilitation and care	311	352	316	434	980	963
U druge ustanove socijalne zaštite In other social welfare facilities	975	1 049	1 303	1 154	918	922
Smještaj u dom za stare osobe In institution for old persons	638	882	947	864	629	703
<b>POMOĆ ZA OSPOSOBLJAVANJE I PRIVREĐIVANJE</b> ASSISTANCE IN VOCATIONAL TRAINING	<b>795</b>	<b>1 043</b>	<b>644</b>	<b>705</b>	<b>895</b>	<b>927</b>
Osposobljavanje za rad i privređivanje Vocational training	422	984	610	614	730	762
Pomoć za rehabilitaciju Assistance in rehabilitation	80	31	10	18	-	-
Uključivanje u radni odnos Employment	288	17	19	27	162	162
Uključivanje u ostale oblike rada (kućna radinost) Inclusion in other forms of work (working at home)	5	11	5	3	3	3
<b>NOVČANE POMOĆI</b> ALLOWANCES	<b>84 059</b>	<b>85 251</b>	<b>81 957</b>	<b>84 625</b>	<b>81 941</b>	<b>85 001</b>
Stalna novčana pomoć Permanent allowance	14 086	13 812	13 058	13 286	12 820	14 571
Izuzetna novčana pomoć Special allowance	1 583	1 901	1 555	1 253	1 395	1 818
Jednokratna novčana pomoć One-off allowance	29 121	28 800	27 579	29 645	27 753	27 396
Prava na dohodak za pomoć i njegu od strane drugih osoba /Entitlement to additional allowance for assistance and care rendered by other persons	34 650	36 624	36 082	22 926	38 509	39 204
Pomoć za opremu djeteta samohranim nezaposlenim roditeljima /Allowance to single unemployed parents for outfitting a child	4 619	4 114	3 683	2 117	1 465	2 012
<b>OSTALI OBLICI ZAŠTITE I USLUGA</b> OTHER FORMS OF PROTECTION AND SERVICES	<b>243 303</b>	<b>252 368</b>	<b>255 973</b>	<b>278 401</b>	<b>256 197</b>	<b>225 994</b>
Zdravstvena zaštita na teret općine ili centra at the expense of municipality or social welfare centre	15 684	16 849	17 020	17 655	16 534	16 718

nastavak/continued

Kategorija korisnika Category of beneficiaries	2015	2016	2017	2018	2019	2020
<b>Pomoć u rješavanju stambenog pitanja</b> Assistance in solving housing problems	427	337	789	320	219	289
<b>Mirenje bračnih partnera</b> Reconciliation of spouses	3 536	3 335	3 776	3 763	3 321	2 908
<b>Njega i pomoć u kući</b> Care and assistance rendered at home	399	355	292	360	334	367
<b>Pomoć u sređivanju konfliktnih situacija</b> Assistance in conflict resolution	12 402	16 060	16 901	15 677	10 175	10 307
<b>Usluge socijalnog i drugog stručnog rada</b> Services of social and other professional work	198 103	204 492	205 165	229 490	215 563	179 535
<b>Pomoć za ishranu, ogrijev, obuću i odjeću</b> Allowances for food, fuel, clothing and footwear	12 752	10 940	12 030	11 136	10 051	15 870



**HRANITELJSTVO,  
STARATELJSTVO I USVOJENJE**  
*FOSTER CARE,  
GUARDIANSHIP AND ADOPTION*

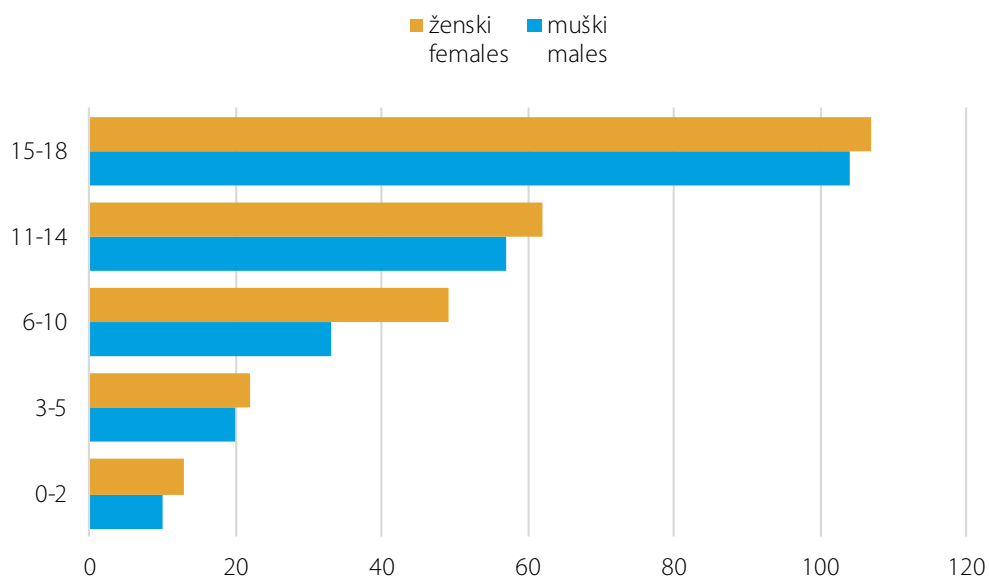


**HRANITELJSTVO**  
**FOSTER CARE**

**10.1 DJECA U HRANITELJSKIM PORODICAMA PREMA STAROSTI I SPOLU PO GODINAMA, U 2020**  
*Children in foster families by age and sex by the year, in 2020*

	Ukupno <i>Total</i>	Prema starosti / <i>By age</i>					Od ukupnog broja: djeca sa posebnim potrebama <i>from the total number:</i> <i>children with special needs</i>
		0 - 2	3 - 5	6 - 10	11 - 14	15 - 18	
<b>svega / all</b>	<b>459</b>	<b>23</b>	<b>42</b>	<b>82</b>	<b>119</b>	<b>193</b>	<b>67</b>
muški / <i>males</i>	206	10	20	33	57	86	
ženski / <i>females</i>	253	13	22	49	62	107	

**Grafikon 6: Djeca u hraniteljskim porodicama prema starosti i spolu po godinama, u 2020**  
*Graph 6: Children in foster families by age and sex by the year, in 2020*

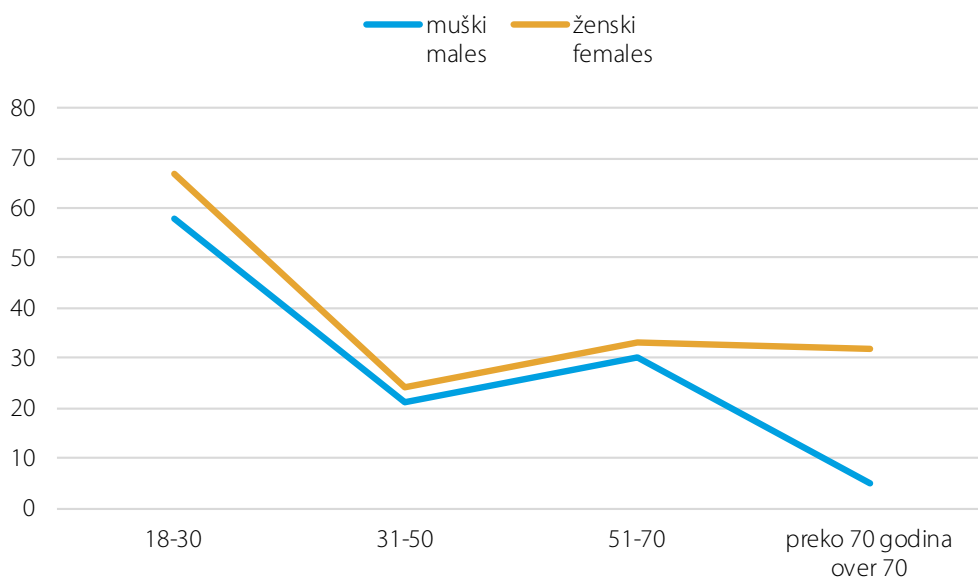


## 10.2 PUNOLJETNE OSOBE U HRANITELJSKIM PORODICAMA PREMA STAROSTI I SPOLU PO GODINAMA, U 2020. /Adults in foster families by age and sex by the year, in 2020

	Ukupno Total	Prema starosti / By age			
		18-30	31-50	51-70	preko 70 godina over 70
<b>svega /all</b>	<b>270</b>	<b>125</b>	<b>45</b>	<b>63</b>	<b>37</b>
muški /males	114	58	21	30	5
ženski /females	156	67	24	33	32

### Grafikon 7: Punoljetne osobe u hraniteljskim porodicama prema starosti i spolu po godinama, u 2020

Graph 7: Adults in foster families by age and sex by the year, in 2020



## 10.3 HRANITELJSKE PORODICE PREMA BROJU OSOBA NA HRANITELJSTVU U 2020.

Number of foster families by number of persons in foster care, in 2020

Ukupan broj porodica Total number of families	Maloljetne osobe /Minors			Od toga: broj porodica koja imaju maloljetne osobe sa posebnim potrebama Of which: number of families that provide foster care for children with special needs	Punoljetne osobe /Adults		
	jedno one	dvoje two	troje three		jedno one	dvoje two	troje three
<b>473</b>	<b>211</b>	<b>58</b>	<b>21</b>	<b>46</b>	<b>154</b>	<b>25</b>	<b>4</b>

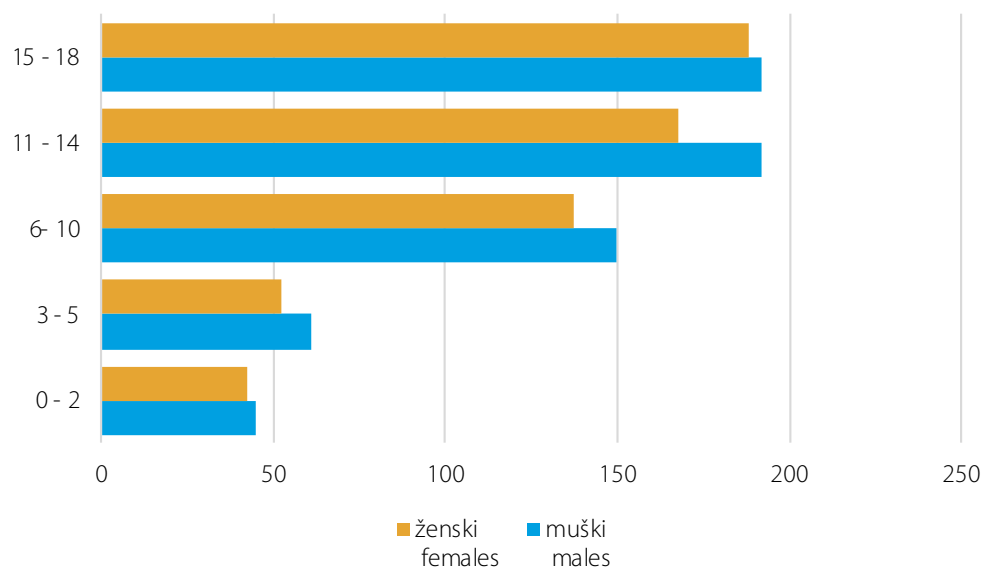
## STARATELJSTVO GUARDIANSHIP

### 11.1 STARATELJSTVO NAD MALOLJETNIM OSOBAMA, PREMA SPOLU I STAROSTI *Guardianship of minors, by sex and age*

BiH		Ukupno <i>Total</i>	Prema starosti / <i>By age</i>					Od ukupnog broja: djeca sa posebnim potrebama <i>from the total number: children with special needs</i>
			0 - 2	3 - 5	6 - 10	11 - 14	15 - 18	
2016	<b>svega /all</b>	<b>1 373</b>	<b>61</b>	<b>104</b>	<b>274</b>	<b>370</b>	<b>564</b>	<b>116</b>
	muški / <i>males</i>	715	34	53	146	187	295	61
	ženski / <i>females</i>	658	27	51	128	183	269	55
2017	<b>svega /all</b>	<b>1 355</b>	<b>56</b>	<b>111</b>	<b>288</b>	<b>430</b>	<b>470</b>	<b>84</b>
	muški / <i>males</i>	715	34	67	138	236	240	46
	ženski / <i>females</i>	640	22	44	150	194	230	38
2018	<b>svega /all</b>	<b>1 219</b>	<b>44</b>	<b>86</b>	<b>278</b>	<b>356</b>	<b>455</b>	<b>73</b>
	muški / <i>males</i>	646	25	46	137	198	240	43
	ženski / <i>females</i>	573	19	40	141	158	215	30
2019	<b>svega /all</b>	<b>1 212</b>	<b>66</b>	<b>106</b>	<b>272</b>	<b>314</b>	<b>454</b>	<b>152</b>
	muški / <i>males</i>	630	32	55	139	167	237	82
	ženski / <i>females</i>	582	34	51	133	147	217	70
2020	<b>svega /all</b>	<b>1 227</b>	<b>87</b>	<b>113</b>	<b>287</b>	<b>360</b>	<b>380</b>	<b>84</b>
	muški / <i>males</i>	640	45	61	150	192	192	37
	ženski / <i>females</i>	587	42	52	137	168	188	47

**Grafikon 8: Starateljstvo nad maloljetnim osobama, prema spolu i starosti u 2020**

*Graph 8: Guardianship of minors, by sex and age in the year 2020*



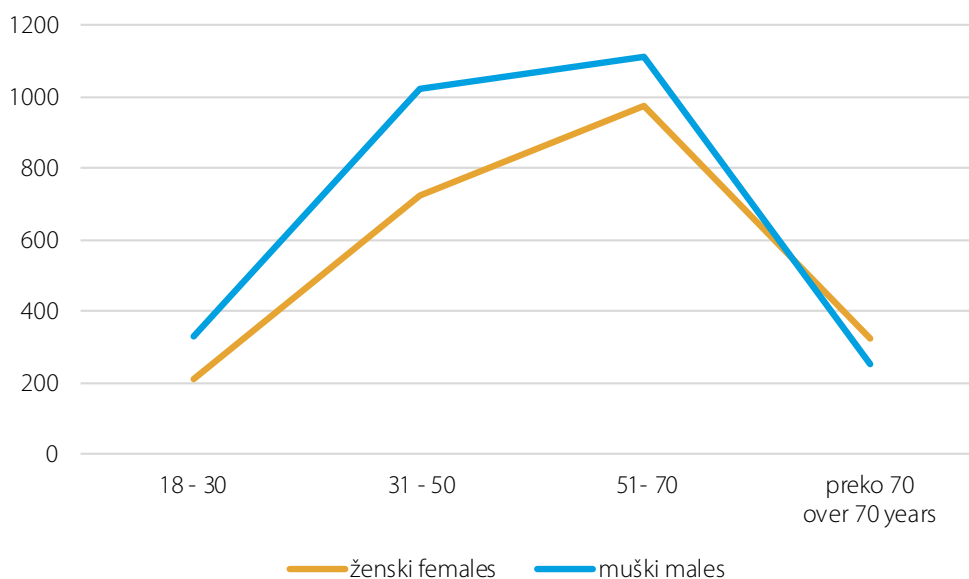


**11.2 STARATELJSTVO NAD PUNOLJETNIM OSOBAMA, PREMA SPOLU I STAROSTI**  
**Guardianship of adults, by sex and age**

BiH		Ukupno Total	Prema starosti / By age			Preko 70 godina Over 70 years
			18- 30	31- 50	51- 70	
2015	<b>svega /all</b>	<b>4 657</b>	<b>517</b>	<b>1 677</b>	<b>1 927</b>	<b>536</b>
	muški /males	2 478	301	936	1 010	231
	ženski /females	2 179	216	741	917	305
2016	<b>svega /all</b>	<b>4 434</b>	<b>516</b>	<b>1 592</b>	<b>1 860</b>	<b>466</b>
	muški /males	2 351	299	890	959	203
	ženski /females	2 083	217	702	901	263
2017	<b>svega /all</b>	<b>4 486</b>	<b>532</b>	<b>1 594</b>	<b>1 841</b>	<b>519</b>
	muški /males	2 343	306	866	952	219
	ženski /females	2 143	226	728	889	300
2018	<b>svega /all</b>	<b>4 642</b>	<b>514</b>	<b>1 640</b>	<b>1 952</b>	<b>536</b>
	muški /males	2 517	308	920	1 041	248
	ženski /females	2 125	206	720	911	288
2019	<b>svega /all</b>	<b>4 828</b>	<b>508</b>	<b>1 738</b>	<b>2 035</b>	<b>547</b>
	muški /males	2 674	305	1 025	1 100	244
	ženski /females	2 154	203	713	935	303
2020	<b>svega /all</b>	<b>4 938</b>	<b>535</b>	<b>1 744</b>	<b>2 084</b>	<b>575</b>
	muški /males	2 708	328	1 020	1 111	249
	ženski /females	2 230	207	724	973	326

**Grafikon 9: Starateljstvo nad punoljetnim osobama, prema spolu i starosti u 2020.**

Graph 9: Guardianship of adults, by sex and age in the year 2020



## USVOJENJE ADOPTION

### 12. USVOJENA DJECA PREMA STAROSTI I SPOLU U 2020.<sup>3</sup> Adopted children by age and sex in the year 2020<sup>3</sup>

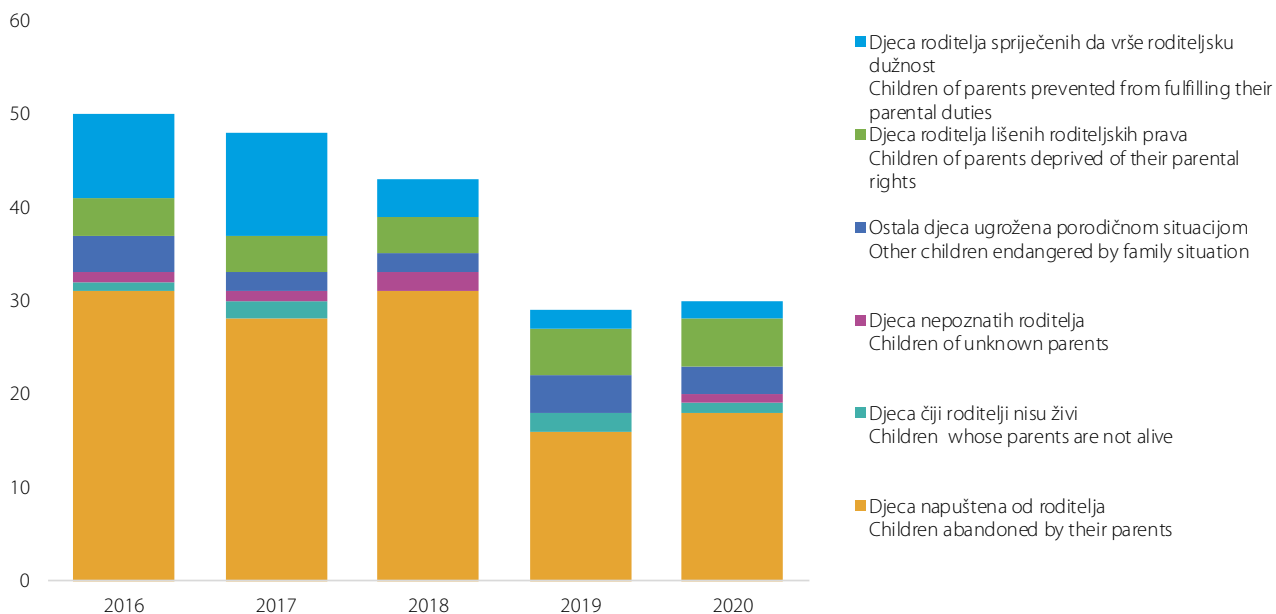
Kategorija djece Categories of children	Ukupno Total	Potpuna i nepotpuna usvojenja Fully and partially adopted					
		0-2	3-5	6-10	11-14	15-18	
<b>UKUPNO</b> Total	<b>svoga /all</b>	<b>30</b>	<b>10</b>	<b>10</b>	<b>9</b>	-	<b>1</b>
	muški /males	13	6	4	3	-	-
	ženski /females	17	4	6	6	-	1
<b>Djeca čiji roditelji nisu živi</b> Children whose parents are not alive	<b>svoga /all</b>	1	-	-	1	-	-
	muški /males	-	-	-	-	-	-
	ženski /females	1	-	-	1	-	-
<b>Djeca nepoznatih roditelja</b> Children of unknown parents	<b>svoga /all</b>	1	-	-	-	-	1
	muški /males	-	-	-	-	-	-
	ženski /females	1	-	-	-	-	1
<b>Djeca napuštena od roditelja</b> Children abandoned by their parents	<b>svoga /all</b>	18	7	9	2	-	-
	muški /males	9	4	4	1	-	-
	ženski /females	9	3	5	1	-	-
<b>Djeca roditelja lišenih roditeljskih prava</b> Children of parents deprived of their parental rights	<b>svoga /all</b>	5	-	1	4	-	-
	muški /males	1	-	-	1	-	-
	ženski /females	4	-	1	3	-	-
<b>Djeca roditelja spriječenih da vrše roditeljsku dužnost</b> /Children of parents prevented from fulfilling their parental duties	<b>svoga /all</b>	2	1	-	1	-	-
	muški /males	2	1	-	1	-	-
	ženski /females	-	-	-	-	-	-
<b>Ostala djeca ugrožena porodičnom situacijom</b> Other children endangered by family situation	<b>svoga /all</b>	3	2	-	1	-	-
	muški /males	1	1	-	-	-	-
	ženski /females	2	1	-	1	-	-

<sup>3</sup> Brčko distrikt BiH nema podatke o usvojenoj djeci prema kategorijama, spolu i starosti.

<sup>3</sup> Brčko District has no data on adopted children by category, sex and age.

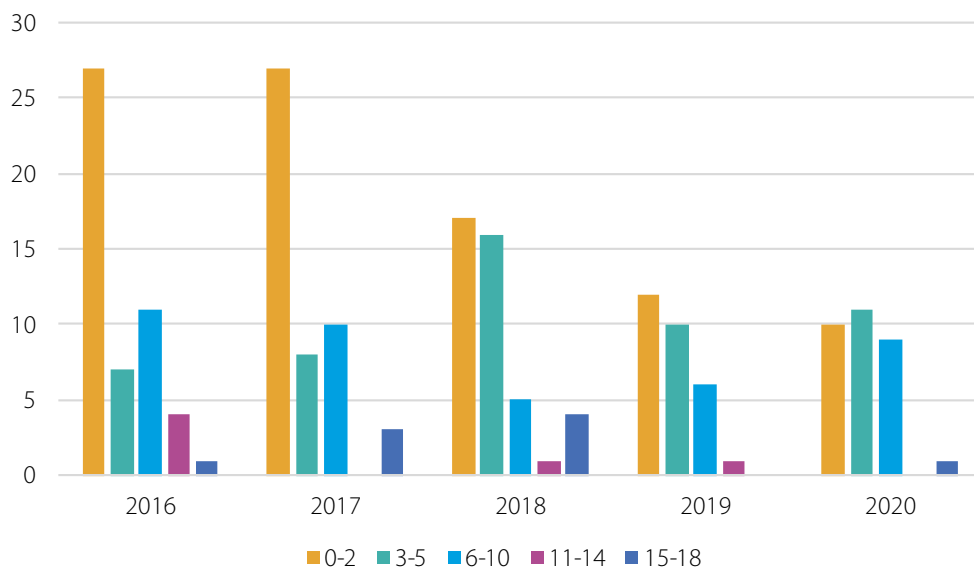
**Grafikon 10: Usvojena djeca prema kategorijama i spolu u 2020.**

*Graph 10: Adopted children by category and sex in the year 2020*



**Grafikon 11: Usvojena djeca prema starosti i spolu po godinama**

*Graph 11: Adopted children by age and sex by the year*



**USTANOVE SOCIJALNE ZAŠTITE**  
***SOCIAL WELFARE INSTITUTIONS***



**DOMOVI ZA DJECU I OMLADINU BEZ RODITELJSKOG STARANJA**  
**INSTITUTIONS FOR CHILDREN AND ADOLESCENTS WITHOUT PARENTAL CARE**

**13. 1 KORISNICI PREMA SPOLU I STAROSTI<sup>4</sup>**  
**Residents by sex and age<sup>4</sup>**

		Ukupno Total	Godine starosti korisnika Age of residents					iznad 18 godina over 18 years
			0-2	3-6	7-10	11-14	15-18	
2015	<b>svoga /all</b>	<b>997</b>	<b>65</b>	<b>81</b>	<b>139</b>	<b>206</b>	<b>306</b>	<b>200</b>
	muški /males	527	26	41	67	114	171	108
	ženski /females	470	39	40	72	92	135	92
2016	<b>svoga /all</b>	<b>970</b>	<b>62</b>	<b>99</b>	<b>133</b>	<b>209</b>	<b>302</b>	<b>165</b>
	muški /males	487	42	46	69	113	139	78
	ženski /females	483	20	53	64	96	163	87
2017	<b>svoga /all</b>	<b>1 070</b>	<b>60</b>	<b>103</b>	<b>165</b>	<b>228</b>	<b>276</b>	<b>238</b>
	muški /males	538	38	46	90	122	126	116
	ženski /females	532	22	57	75	106	150	122
2018	<b>svoga /all</b>	<b>965</b>	<b>64</b>	<b>102</b>	<b>148</b>	<b>199</b>	<b>260</b>	<b>192</b>
	muški /males	476	34	51	79	103	127	82
	ženski /females	489	30	51	69	96	133	110
2019	<b>svoga /all</b>	<b>1 121</b>	<b>70</b>	<b>135</b>	<b>181</b>	<b>259</b>	<b>240</b>	<b>236</b>
	muški /males	607	46	76	113	141	126	105
	ženski /females	514	24	59	68	118	114	131
2020	<b>svoga /all</b>	<b>1 103</b>	<b>63</b>	<b>155</b>	<b>175</b>	<b>255</b>	<b>247</b>	<b>208</b>
	muški /males	590	43	92	100	141	113	101
	ženski /females	513	20	63	75	114	134	107

<sup>4</sup> Brčko distrikt BiH nema podatke o domovima za djecu i omladinu bez roditeljskog staranja. Od 2015. godine su uključena i SOS dječija sela.

<sup>4</sup> Brčko District has no data on institutions for children and adolescents without parental care. From the year 2015 SOS Children's villages are also included in the total.

**13.2 KORISNICI PREMA RODITELJIMA<sup>5</sup>**  
**Residents by parents<sup>5</sup>**

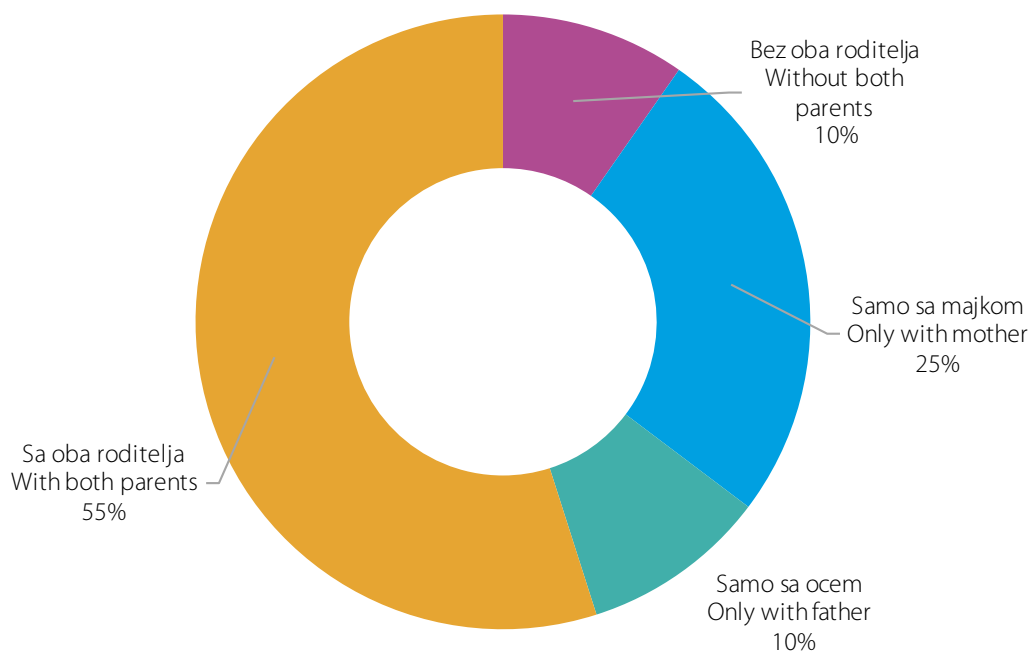
	2015	2016	2017	2018	2019	2020
<b>UKUPNO / TOTAL</b>	<b>997</b>	<b>970</b>	<b>1 070</b>	<b>965</b>	<b>1 121</b>	<b>1 103</b>
Bez oba roditelja /Without both parents	82	128	129	83	138	107
Samo sa majkom /Only with mother	312	328	293	257	291	282
Samo sa ocem /Only with father	98	73	82	86	112	108
Sa oba roditelja /With both parents	505	441	566	539	580	606
od toga djeca razvedenih roditelja /of which, children of divorced	164	196	186	214	230	251

<sup>5</sup> Od 2015. godine su uključena i SOS dječija sela.

<sup>5</sup> From the year 2015 SOS Children's villages are also included in the total.

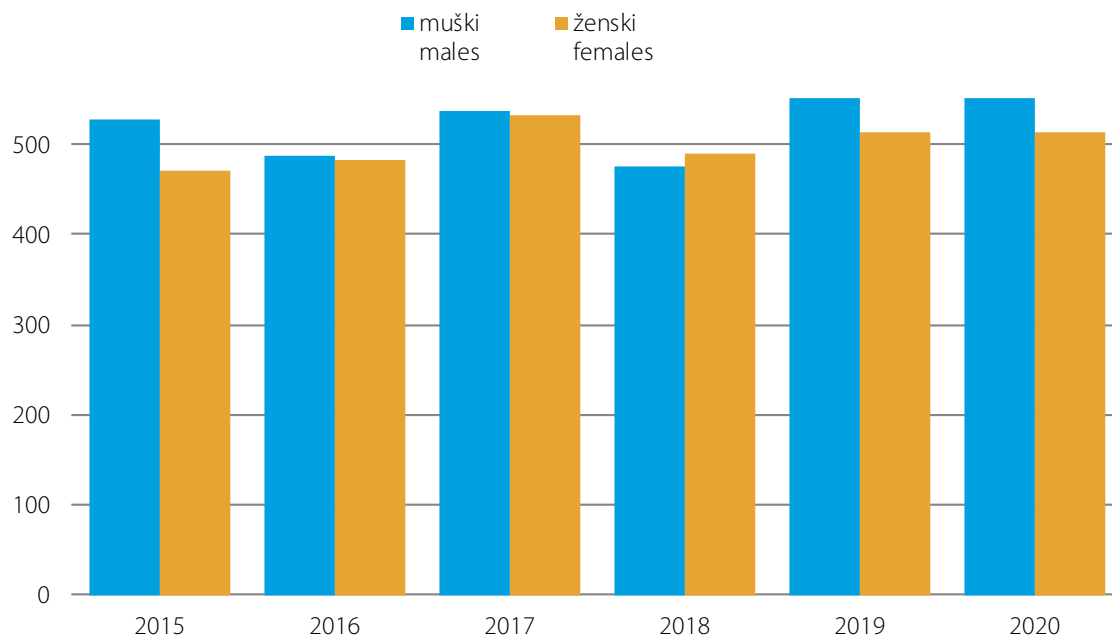
**Grafikon 12: Struktura korisnika domova za djecu i omladinu prema roditeljima u 2020.**

Graph 12: Structure of residents in institutions for children and adolescents in 2020



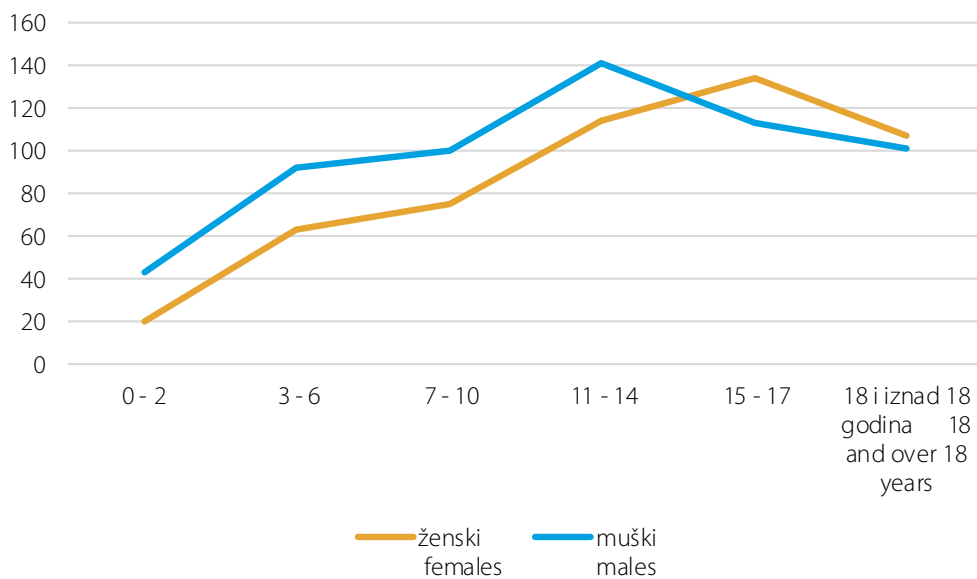
**Grafikon 13: Korisnici domova za djecu i omladinu bez roditeljskog staranja prema spolu**

Graph 13: Residents of institutions for children and adolescents without parental care by sex



**Grafikon 14: Korisnici domova za djecu i omladinu bez roditeljskog staranja prema starosti u 2020.**

Graph 14: Residents of institutions for children and adolescents without parental care by age in 2020





**13.3 KORISNICI PREMA ŠKOLOVANJU**  
**Residents by education**

	Ukupno <i>Total</i>	Vrsta škole koju pohađaju <i>Level of attended school</i>				Ne pohađaju školu <i>Not attending school</i>
		svega <i>all</i>	osnovna škola <i>basic school</i>	srednje škole <i>secondary school</i>	viša škola ili fakultet <i>higher school or university</i>	
<b>2015</b>	997	792	416	331	45	205
<b>2016</b>	970	756	393	314	49	214
<b>2017</b>	1 070	826	451	325	50	244
<b>2018</b>	965	750	396	297	57	215
<b>2019</b>	1 121	843	496	281	65	278
<b>2020</b>	1 103	848	501	285	62	255

**13.4 KORISNICI PREMA PLAĆANJU BORAVKA U DOMU**  
**Residents by payment**

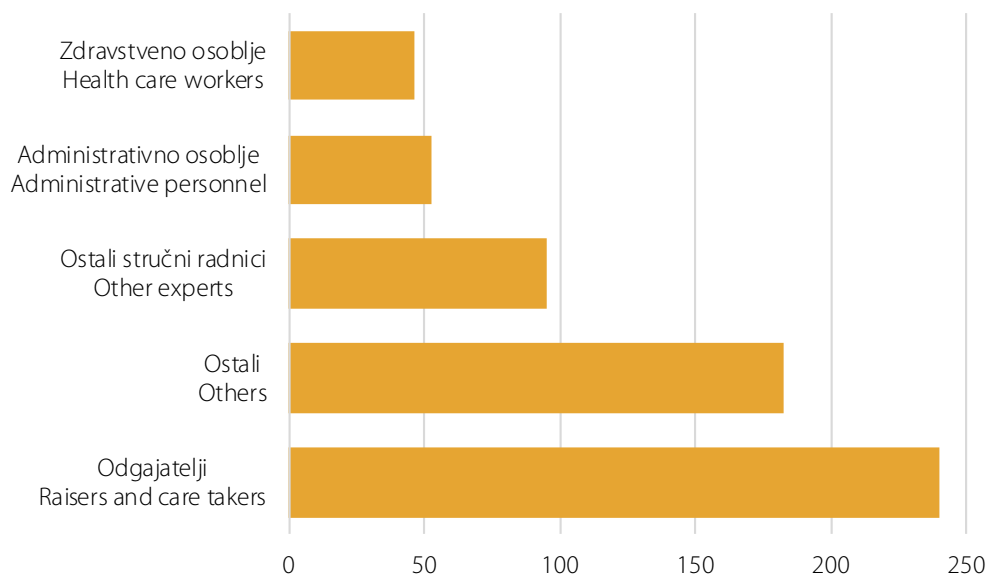
	Ukupno <i>Total</i>	Plaćaju boravak <i>Paying for residence</i>			ne plaćaju boravak <i>Not paying for residence</i>
		svega <i>all</i>	u cjelosti <i>completely</i>	djelimično <i>partially</i>	
<b>2015</b>	997	214	163	51	783
<b>2016</b>	970	314	244	70	656
<b>2017</b>	1 070	299	237	62	771
<b>2018</b>	965	469	253	206	506
<b>2019</b>	1 121	254	217	37	867
<b>2020</b>	1 103	240	174	66	863

### 13.5 ZAPOSLENI U DOMOVIMA ZA DJECU I OMLADINU BEZ RODITELJSKOG STARANJA *Employees in institutions for children and adolescents without parental care*

	2015	2016	2017	2018	2019	2020
<b>UKUPNO /TOTAL</b>	<b>508</b>	<b>529</b>	<b>569</b>	<b>524</b>	<b>626</b>	<b>617</b>
muški /males	116	117	142	123	133	127
ženski /females	392	412	427	401	493	490
Vaspitači /Raisers and care takers	170	171	204	184	224	240
Zdravstveno osoblje /Health care workers	45	47	44	46	48	46
Ostali stručni radnici /Other experts	62	68	80	72	91	95
Administrativno osoblje /Administrative personnel	49	52	51	46	53	53
Ostali / Others	182	191	190	176	210	183

**Grafikon 15: Zaposleni u domovima za djecu i omladinu bez roditeljskog staranja u 2020.**

*Graph 15: Employees in institutions for children and adolescents without parental care in 2020*



**USTANOVE SOCIJALNE ZAŠTITE ZA DJECU, OMLADINU I ODRASLE OMETENE  
 U PSIHIČKOM I FIZIČKOM RAZVOJU /SOCIAL WELFARE INSTITUTIONS FOR PHYSICALLY AND  
 MENTALLY DISABLED CHILDREN, ADOLESCENTS AND ADULTS**

**14.1 KORISNICI PREMA SPOLU I STAROSTI<sup>6</sup>**

**Residents by sex and age<sup>6</sup>**

		Ukupno Total	Godine starosti korisnika Age of residents							
			0 - 2	3 - 6	7 - 10	11 - 14	15 - 17	18 - 21	22 - 35	35 i stariji od 35 35 and older
2015	<b>svega /all</b>	<b>1 742</b>	-	<b>55</b>	<b>152</b>	<b>124</b>	<b>116</b>	<b>105</b>	<b>264</b>	<b>926</b>
	muški /males	1 041	-	42	95	80	65	68	160	531
	ženski /females	701	-	13	57	44	51	37	104	395
2016	<b>svega /all</b>	<b>2 742</b>	<b>13</b>	<b>179</b>	<b>295</b>	<b>299</b>	<b>293</b>	<b>267</b>	<b>378</b>	<b>1 018</b>
	muški /males	1 668	8	129	192	186	171	193	222	567
	ženski /females	1 074	5	50	103	113	122	74	156	451
2017	<b>svega /all</b>	<b>2 748</b>	<b>4</b>	<b>135</b>	<b>264</b>	<b>306</b>	<b>309</b>	<b>295</b>	<b>446</b>	<b>989</b>
	muški /males	1 643	2	87	170	195	178	195	253	563
	ženski /females	1 105	2	48	94	111	131	100	193	426
2018	<b>svega /all</b>	<b>2 776</b>	<b>19</b>	<b>156</b>	<b>263</b>	<b>339</b>	<b>268</b>	<b>294</b>	<b>418</b>	<b>1 019</b>
	muški /males	1 682	10	81	178	217	154	198	240	604
	ženski /females	1 094	9	75	85	122	114	96	178	415
2019	<b>svega /all</b>	<b>2 586</b>	<b>13</b>	<b>151</b>	<b>229</b>	<b>297</b>	<b>225</b>	<b>271</b>	<b>423</b>	<b>977</b>
	muški /males	1 538	5	99	151	198	132	173	251	529
	ženski /females	1 048	8	52	78	99	93	98	172	448
2020	<b>svega /all</b>	<b>2 434</b>	<b>17</b>	<b>109</b>	<b>204</b>	<b>291</b>	<b>219</b>	<b>230</b>	<b>396</b>	<b>968</b>
	muški /males	1 448	9	73	133	188	145	134	248	518
	ženski /females	986	8	36	71	103	74	96	148	450

<sup>6</sup> Brčko distrikt BiH nema podatke o ustanovama socijalne zaštite za invalidnu djecu, omladinu i odrasle ometene u psihičkom i fizičkom razvoju.

<sup>6</sup> Brčko District has no data on institutions for physically and mentally handicapped children, adolescents and adults.

**14.2 KORISNICI PREMA SPOLU I STAROSTI**

**Residents by sex and age**

BiH		Ukupno Total	Godine starosti korisnika Age of residents		
			10 godina i mlađi 10 years and younger	11 - 21	iznad 21 godine over 21 years
2015	<b>svega /all</b>	<b>1 742</b>	<b>207</b>	<b>345</b>	<b>1 190</b>
	muški /males	1 041	137	213	691
	ženski /females	701	70	132	499
2016	<b>svega /all</b>	<b>2 742</b>	<b>487</b>	<b>859</b>	<b>1 396</b>
	muški /males	1 668	329	550	789
	ženski /females	1 074	158	309	607

nastavak/continued

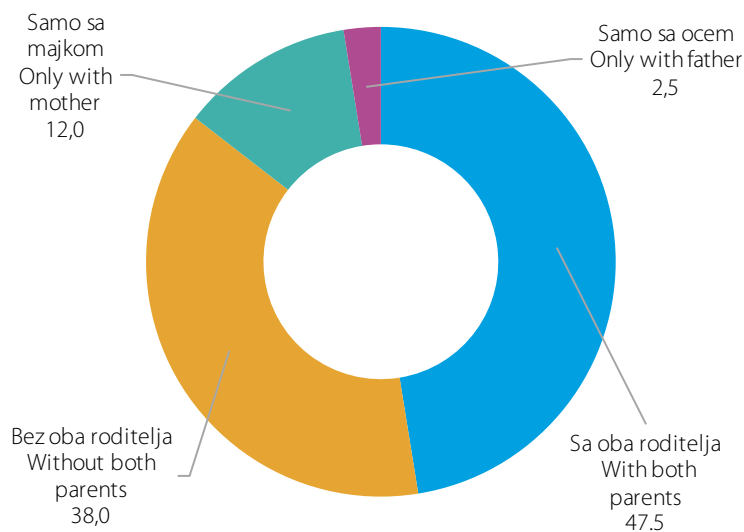
BiH		Ukupno Total	Godine starosti korisnika Age of residents		
			10 godina i mlađi 10 years and younger	11 - 21	iznad 21 godine over 21 years
2017	<b>svega /all</b>	<b>2 748</b>	<b>403</b>	<b>910</b>	<b>1 435</b>
	muški /males	1 643	259	568	816
	ženski /females	1 105	144	342	619
2018	<b>svega /all</b>	<b>2 776</b>	<b>438</b>	<b>901</b>	<b>1 437</b>
	muški /males	1 682	269	569	844
	ženski /females	1 094	169	332	593
2019	<b>svega /all</b>	<b>2 586</b>	<b>393</b>	<b>793</b>	<b>1 400</b>
	muški /males	1 538	255	503	780
	ženski /females	1 048	138	290	620
2020	<b>svega /all</b>	<b>2 434</b>	<b>330</b>	<b>740</b>	<b>1 364</b>
	muški /males	1 448	215	467	766
	ženski /females	986	115	273	598

### 14.3 KORISNICI PREMA SPOLU I RODITELJIMA Residents by sex and parents

	2015	2016	2017	2018	2019	2020
<b>UKUPNO /TOTAL</b>	<b>1 742</b>	<b>2 742</b>	<b>2 748</b>	<b>2 776</b>	<b>2 586</b>	<b>2 434</b>
muški /males	1 041	1 668	1 643	1 682	1 538	1 448
ženski /females	701	1 074	1 105	1 094	1 048	986
<b>Bez oba roditelja /Without both parents</b>	<b>962</b>	<b>969</b>	<b>974</b>	<b>950</b>	<b>974</b>	<b>926</b>
muški /males	551	551	551	569	559	528
ženski /females	411	418	423	381	415	398
<b>Samo sa majkom /Only with mother</b>	<b>196</b>	<b>286</b>	<b>286</b>	<b>303</b>	<b>277</b>	<b>291</b>
muški /males	116	168	156	180	145	162
ženski /females	80	118	130	123	132	129
<b>Samo sa ocem /Only with father</b>	<b>51</b>	<b>84</b>	<b>82</b>	<b>69</b>	<b>57</b>	<b>62</b>
muški /males	29	51	52	40	39	41
ženski /females	22	33	30	29	18	21
<b>Sa oba roditelja /With both parents</b>	<b>533</b>	<b>1403</b>	<b>1 406</b>	<b>1 454</b>	<b>1 278</b>	<b>1 155</b>
muški /males	345	898	884	893	795	717
ženski /females	188	505	522	561	483	438
<b>od toga djeca razvedenih roditelja / Of which, children of divorced parents</b>	<b>92</b>	<b>169</b>	<b>154</b>	<b>164</b>	<b>170</b>	<b>140</b>
muški /males	49	107	94	91	104	81
ženski /females	43	62	60	73	66	59

**Grafikon 16: Korisnici prema roditeljima u 2020.**

Graph 16: Residents by parents in 2020



#### 14.4 KORISNICI PREMA POHAĐANJU ŠKOLE

##### Residents by school attendance

	Ukupno Total	Pohađaju Attending		Osposobljavaju se za rad Attending vocational training	Ostala djeca i omladina Other children and adolescents
		osnovnu školu basic school	srednju školu secondary school		
<b>2015</b>	1 742	244	63	191	1 244
<b>2016</b>	2 742	613	264	237	1 628
<b>2017</b>	2 748	684	219	236	1 609
<b>2018</b>	2 776	625	243	275	1 633
<b>2019</b>	2 586	546	174	286	1 580
<b>2020</b>	2 434	499	185	291	1 459

#### 14.5 KORISNICI PREMA PLAĆANJU BORAVKA

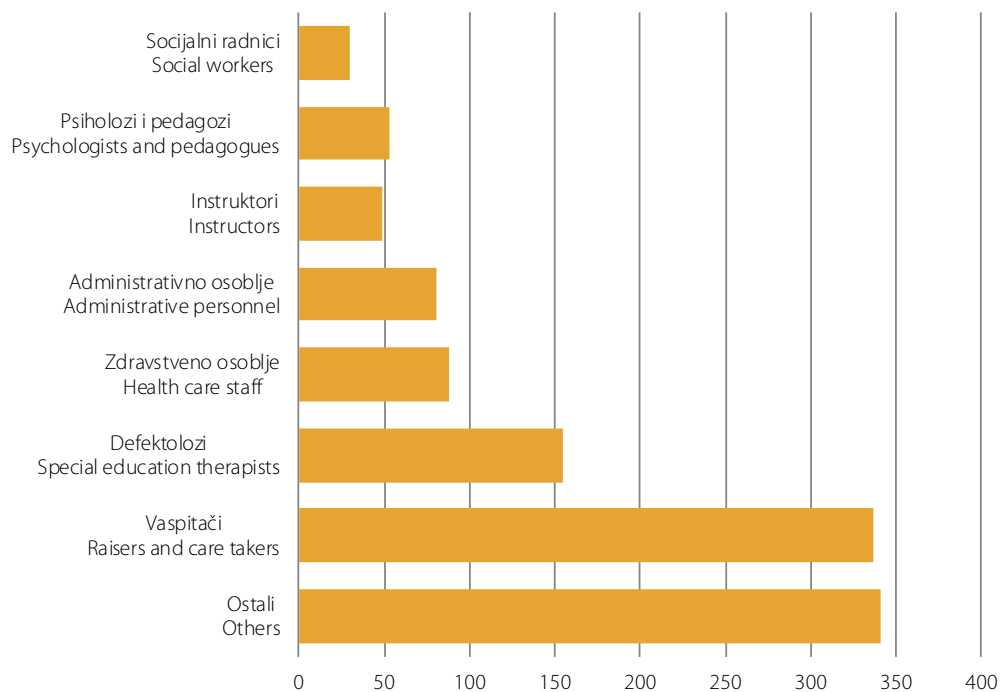
##### Residents by payment

	Ukupno Total	Plaćaju boravak Paying for residence		Ne plaćaju boravak Not paying for residence
		u cjelosti completely	djelimično partially	
<b>2015</b>	1 742	129	4	1 609
<b>2016</b>	2 742	142	58	2 542
<b>2017</b>	2 748	143	65	2 540
<b>2018</b>	2 776	127	54	2 595
<b>2019</b>	2 586	114	5	2 467
<b>2020</b>	2 434	92	4	2 338

**14.6 ZAPOSLENI U USTANOVAMA ZA INVALIDNU DJECU, OMLADINU I ODRASLE OMETENE U PSIHIČKOM I FIZIČKOM RAZVOJU**  
**Employees in institutions for physically and mentally handicapped children, adolescents and adults**

	2015	2016	2017	2018	2019	2020
<b>UKUPNO /TOTAL</b>	<b>791</b>	<b>1023</b>	<b>1 105</b>	<b>1 114</b>	<b>1 173</b>	<b>1 134</b>
Vaspitači /Raisers and care takers	249	293	305	312	342	337
Zdravstveno osoblje /Health care staff	80	95	86	100	97	88
Socijalni radnici /Social workers	22	28	52	29	28	30
Psiholozi i pedagozi /Psychologists and pedagogues	33	32	39	45	40	53
Defektolozi /Special education therapists	45	129	114	130	150	155
Instruktori /Instructors	24	36	52	56	58	49
Administrativno osoblje /Administrative personnel	57	74	80	78	77	81
Ostali /Others	281	336	377	364	381	341

**Grafikon 17: Zaposleni u ustanovama za invalidnu djecu, omladinu i odrasle u 2020.**  
*Graph 17: Employees in institutions for handicapped children, adolescents and adults in 2020*



**USTANOVE SOCIJALNE ZAŠTITE ZA ODRASLE INVALIDNE OSOBE**  
**SOCIAL WELFARE INSTITUTIONS FOR ADULT HANDICAPPED PERSONS**

**15.1 INVALIDI I REHABILITANTI PREMA INVALIDITETU<sup>7</sup>**  
**Disabled and persons on rehabilitation by type of handicap<sup>7</sup>**

	Ukupno <i>Total</i>	Prema vrsti invaliditeta <i>By type of handicap</i>				
		fizički invalidi <i>physically disabled persons</i>	sa oštećenim vidom <i>with visual impairments</i>	sa oštećenim sluhom <i>with hearing impairment</i>	psihički zaostali <i>mentally retarded</i>	ostali <i>other</i>
<b>2015</b>	282	126	42	92	9	13
<b>2016</b>	213	81	43	63	3	23
<b>2017</b>	204	91	39	55	2	17
<b>2018</b>	207	75	38	58	7	29
<b>2019</b>	283	100	40	46	32	65
<b>2020</b>	282	114	34	32	36	66

<sup>7</sup> Brčko distrikt BiH nema podatke o ustanovama socijalne zaštite za odrasle invalidne osobe.

<sup>7</sup> Brčko District has no data on institutions for adult handicapped persons.

**15.2 INVALIDI I REHABILITANTI PREMA PRAVNOJ OSNOVI I RAZLOGU KORIŠTENJA USTANOVE**  
**Disabled and persons on rehabilitation by legal base and reason for institutionalisation**

		Zaposleni invalidi <i>Disabled persons employed</i>			Rehabilitanti <i>Persons on rehabilitation</i>		
		svoga <i>all</i>	u zaštitnoj radionici <i>in workshop</i>	rade kod kuće <i>working at home</i>	svoga <i>all</i>	na stručnom osposobljavanju <i>on vocational training</i>	na prekvalifikaciji <i>on training for new qualification</i>
<b>Ukupno</b> <i>Total</i>	<b>2015</b>	275	266	9	7	7	-
	<b>2016</b>	202	191	11	11	9	2
	<b>2017</b>	201	190	11	3	3	-
	<b>2018</b>	207	202	5	20	20	-
	<b>2019</b>	283	264	19	11	11	-
	<b>2020</b>	282	263	19	97	97	-
<b>Vojne i civilne žrtve rata</b> <i>Military and civil victims of war</i>	<b>2015</b>	52	49	3	3	3	-
	<b>2016</b>	46	40	6	4	4	-
	<b>2017</b>	46	43	3	1	1	-
	<b>2018</b>	24	21	3	-	-	-
	<b>2019</b>	44	41	3	-	-	-
	<b>2020</b>	40	37	3	-	-	-

nastavak/continued

		Zaposleni invalidi <i>Disabled persons employed</i>			Rehabilitanti <i>Persons on rehabilitation</i>		
		svega <i>all</i>	u zaštitnoj radionici <i>in workshop</i>	rade kod kuće <i>working at home</i>	svega <i>all</i>	na stručnom osposobljavanju <i>on vocational training</i>	na prekvalifikaciji <i>on training for new qualification</i>
<b>Invalidi rada</b> <i>Invalids of work</i>	<b>2015</b>	7	7	-	-	-	-
	<b>2016</b>	-	-	-	-	-	-
	<b>2017</b>	-	-	-	-	-	-
	<b>2018</b>	1	1	-	-	-	-
	<b>2019</b>	1	1	-	-	-	-
	<b>2020</b>	1	1	-	-	-	-
<b>Ostali invalidi</b> <i>Other disabled persons</i>	<b>2015</b>	216	210	6	4	4	-
	<b>2016</b>	156	151	5	7	5	2
	<b>2017</b>	155	147	8	2	2	-
	<b>2018</b>	182	180	2	20	20	-
	<b>2019</b>	238	222	16	-	-	-
	<b>2020</b>	241	225	16	97	97	-



**USTANOVE SOCIJALNE ZAŠTITE ZA ODRASLE OSOBE**  
**SOCIAL WELFARE INSTITUTIONS FOR ADULT PERSONS**

**16.1 KORISNICI PREMA STAROSTI**  
**Residents by age**

	Ukupno <i>Total</i>	Starost korisnika <i>Age of residents</i>							
		ispod 40 godina <i>under 40 years</i>	40 - 49	50 - 59	60 - 64	65 - 69	70 - 74	75 - 79	80 i više <i>80 and older</i>
<b>2015</b>	4 850	61	251	476	322	403	517	983	1 837
<b>2016</b>	5 324	103	194	462	359	451	625	1 069	2 061
<b>2017</b>	5 778	100	200	472	369	432	591	1 118	2 496
<b>2018</b>	6 284	78	161	482	416	473	758	1 161	2 755
<b>2019</b>	7 453	97	161	531	466	537	781	1 187	3 693
<b>2020</b>	7 083	98	170	496	460	529	913	1 171	3 246

**16.2 KORISNICI PREMA PLAĆANJU BORAVKA U DOMU**  
**Residents by payment**

	Ukupno <i>Total</i>	Plaćaju boravak <i>Paying for residence</i>			Ne plaćaju boravak <i>Not paying for residence</i>
		svoga <i>all</i>	u cjelosti <i>completely</i>	djelimično <i>partially</i>	
<b>2015</b>	4 850	4 135	2 955	1 180	715
<b>2016</b>	5 324	4 583	3 459	1 124	741
<b>2017</b>	5 778	5 048	3 730	1 318	730
<b>2018</b>	6 284	5 721	4 543	1 178	563
<b>2019</b>	7 453	6 817	5 452	1 365	636
<b>2020</b>	7 083	6 526	5 311	1 215	557

### 16.3 KORISNICI PREMA RAZLOGU SMJEŠTAJA<sup>8</sup> *Residents by reason for institutionalisation<sup>8</sup>*

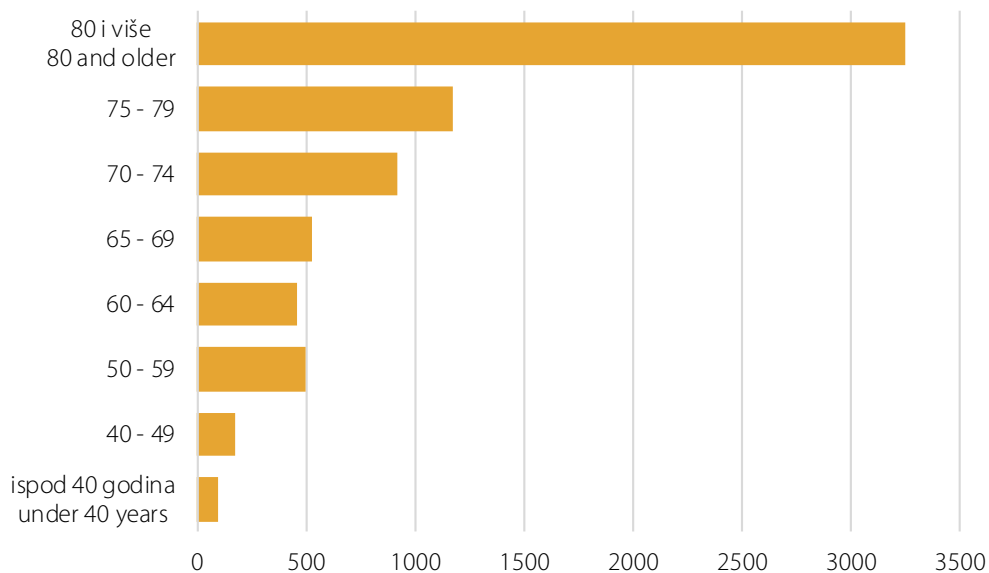
		Svega <i>All</i>	Starost <i>Age</i>	Teže hronično bolesni <i>Severely chronically diseased</i>	Duševne smetnje <i>Mental handicaps</i>	Fizički invaliditet / <i>Physical handicaps</i>	Nesređene stambene prilike <i>Housing troubles</i>	Poremećeni odnosi u porodici <i>Disturbed family relations</i>	Ostalo <i>Other</i>
2015	<b>svega all</b>	<b>4 850</b>	<b>1 796</b>	<b>935</b>	<b>1 118</b>	<b>651</b>	<b>170</b>	<b>46</b>	<b>134</b>
	muški <i>males</i>	1 876	593	356	514	262	69	22	60
	ženski <i>females</i>	2 974	1 203	579	604	389	101	24	74
2016	<b>svega all</b>	<b>5 324</b>	<b>2 232</b>	<b>986</b>	<b>1 118</b>	<b>697</b>	<b>166</b>	<b>38</b>	<b>87</b>
	muški <i>males</i>	2 159	782	438	487	302	73	21	56
	ženski <i>females</i>	3 165	1 450	548	631	395	93	17	31
2017	<b>svega all</b>	<b>5 778</b>	<b>2 554</b>	<b>925</b>	<b>1 174</b>	<b>815</b>	<b>164</b>	<b>47</b>	<b>99</b>
	muški <i>males</i>	2 187	854	348	528	316	77	21	43
	ženski <i>females</i>	3 591	1 700	577	646	499	87	26	56
2018	<b>svega all</b>	<b>6 284</b>	<b>2 869</b>	<b>1 252</b>	<b>1 144</b>	<b>685</b>	<b>159</b>	<b>39</b>	<b>139</b>
	muški <i>males</i>	2 436	1 072	493	488	227	67	15	74
	ženski <i>females</i>	3 848	1 797	759	656	458	92	24	62
2019	<b>svega all</b>	<b>7 453</b>	<b>3 484</b>	<b>1 301</b>	<b>1 357</b>	<b>847</b>	<b>180</b>	<b>59</b>	<b>225</b>
	muški <i>males</i>	2 655	1 166	434	554	285	91	20	105
	ženski <i>females</i>	4 798	2 318	867	803	562	89	39	120
2020	<b>svega all</b>	<b>7 083</b>	<b>3 091</b>	<b>1 477</b>	<b>1 312</b>	<b>802</b>	<b>156</b>	<b>78</b>	<b>167</b>
	muški <i>males</i>	2 467	961	545	488	272	84	51	66
	ženski <i>females</i>	4 616	2 130	932	824	530	72	27	101

<sup>8</sup> Podaci ustanova socijalne zaštite za odrasle starije osobe u Brčko distriktu BiH su uključeni u ukupne podatke za BiH od 2014.

<sup>8</sup> Data from Social welfare institutions for elderly persons in Brčko District is included in the aggregated data for BiH from the year 2014.

**Grafikon 18: Korisnici ustanova socijalne zaštite za odrasle osobe prema starosti u 2020.**

*Graph 18: Residents of social welfare institutions for adult persons by age in 2020*



**Grafikon 19: Korisnici ustanova socijalne zaštite za odrasle osobe prema razlogu smještaja u 2020.**

*Graph 19: Residents of social welfare institutions for adult persons by reason of institutionalisation in 2020*

