

# **SOCIJALNA SKRB**

## **SOCIAL WELFARE**

**Sarajevo, Svibanj/May  
2010**

**TEMATSKI BILTEN  
THEMATIC BULLETIN**

<b>TB</b>
<b>04</b>

**Izdaje i tiska: Agencija za statistiku Bosne i Hercegovine, Sarajevo, Zelenih beretki 26**  
**Published and printed by: Agency for Statistics of Bosnia and Herzegovina, Sarajevo, Zelenih beretki 26**

**Telefon / Phone: +387 33 22 06 26**

**Fax / Phone: +387 33 22 06 22**

**Elektronička pošta / E-mail: bhas@bhas.ba**

**Internet stranica / Web site: www.bhas.ba**

**Odgovara: Zdenko Milinović, ravnatelj**  
**Person responsible: Mr Zdenko Milinović, Director**

**Podatke pripremile: Aida Eskić Pihljak**  
**Data prepared by: Aida Eskić Pihljak**

**Izrada tablica i grafika: Aida Eskić Pihljak i Vedrana Veljo**  
**Tables and graphs prepared by: Aida Eskić Pihljak and Vedrana Veljo**

**Priprema za tisak: Avery d.o.o.**

**Editing: Avery d.o.o.**

# Kazalo

---

## Contents

Predgovor Foreword	7
Metodološka pojašnjenja Notes on methodology	9
<b>I Korisnici, oblici, mjere i usluge socijalne skrbi</b> Beneficiaries, forms, measures and services of social welfare	15
1. Centri za socijalnu skrb Social welfare centres	16
2. Obrađeni slučajevi – intervencije u centrima za socijalnu skrb Treatments rendered in social welfare centres	16
3. Zaposleni u centrima za socijalnu skrb Employees in the social welfare centres	17
<b>Grafik 1 - Zaposleni u centrima za socijalnu skrb u 2008. godini</b> Graph 1 - Employees in the social welfare centres in 2008	17
4. Maloljetni korisnici socijalne skrbi po kategorijama i spolu Minor beneficiaries of social welfare by categories and sex	18
<b>Grafik 2 – Maloljetni korisnici socijalne skrbi po spolu</b> Graph 2 - Minor beneficiaries of social welfare by sex	21
<b>Grafik 3 – Maloljetni korisnici socijalne skrbi po skupinama kategorija i spolu u 2008. godini</b> Graph 3 - Minor beneficiaries of social welfare by type of category and sex in 2008	21
5. Maloljetni korisnici po kategorijama, spolu i godinama života u 2008. godini Minor beneficiaries by category, sex and age in 2008.	22
6. Punoljetni korisnici socijalne skrbi po kategorijama i spolu Adult beneficiaries of social welfare by categories and sex	25
<b>Grafik 4 - Punoljetni korisnici socijalne skrbi po spolu</b> Graph 4 - Adult beneficiaries of social welfare by sex	28
<b>Grafik 5 - Punoljetni korisnici socijalne skrbi po skupinama kategorija i spolu u 2008. godini</b> Graph 5 - Adult beneficiaries of social welfare by type of category and sex in 2008	28
7. Punoljetni korisnici po kategorijama, spolu i godinama života u 2008. godini Adult beneficiaries by category, sex and age in 2008.	29
8. Oblici i usluge socijalne skrbi - maloljetni korisnici Forms and services of social welfare - minor beneficiaries	32
9. Oblici i usluge socijalne skrbi - punoljetni korisnici Forms and services of social welfare - adult beneficiaries	34
<b>II. Ustanove socijalne skrbi</b> Social welfare institutions	37
Domovi za djecu i mladež bez roditeljskog staranja Institutions for children and adolescents without parental care	38
10. Korisnici po spolu i starosti Residents by sex and age	38

11. Korisnici po roditeljima Residents by parents	39
12. Struktura korisnika po roditeljima Structure of residents by parents	39
Grafik 6 - Struktura korisnika domova za djecu i mladež po roditeljima u 2008. godini Graph 6 - Structure of residents in institutions for children and adolescents in 2008	39
Grafik 7 - Korisnici domova za djecu i mladež bez roditeljskog staranja po spolu Graph 7 - Residents of institutions for children and adolescents without parental care by sex	40
Grafik 8 - Korisnici domova za djecu i mladež bez roditeljskog staranja po starosti u 2008. godini Graph 8 - Residents of institutions for children and adolescents without parental care by age in 2008	40
13. Korisnici po školovanju Residents by education	41
14. Korisnici po plaćanju boravka u domu Residents by payment	41
15. Zaposleni u domovima za djecu i mladež bez roditeljskog staranja Employees in institutions for children and adolescents without parental care	42
Grafik 9 - Zaposleni u domovima za djecu i mladež bez roditeljskog staranja u 2008. godini Graph 9 - Employees in institutions for children and adolescents without parental care in 2008.	42
Ustanove socijalne skrbi za invalidnu djecu i mladež ometenu u psihičkom i tjelesnom razvitku Social welfare institutions for physically and mentally handicapped children and adolescents	43
16. Korisnici po spolu i starosti Residents by sex and age	43
17. Korisnici po spolu i roditeljima Residents by sex and parents	44
Grafik 10 - Korisnici po roditeljima u 2008. godini Graph 10 - Residents by parents in 2008	44
18. Korisnici po pohađanju škole Residents by school attendance	45
19. Korisnici po plaćanju boravka Residents by payment	45
20. Zaposleni u ustanovama za invalidnu djecu i mladež ometenu u psihičkom i tjelesnom razvitku Employees in institutions for physically and mentally handicapped children and adolescents	46
Grafik 11 - Zaposleni u ustanovama za invalidnu djecu i mladež u 2008. godini Graph 11 - Employees in institutions for handicapped children and adolescents in 2008	46
Ustanove socijalne skrbi za odrasle invalidne osobe Social welfare institutions for adult handicapped persons	47
21. Invalidi i rehabilitanti po invaliditetu Disabled and persons on rehabilitation by type of handicap	47
22. Invalidi i rehabilitanti prema pravnoj osnovi i razlogu korištenja ustanove Disabled and persons on rehabilitation by legal base and reason for institutionalisation	47
Socijalne skrbi za odrasle osobe Social welfare institutions for adult persons	49
23. Korisnici po starosti Residents by age	49
24. Korisnici po plaćanju boravka u domu Residents by payment	49

25. Korisnici po razlogu smještaja	50
Residents by reason for institutionalisation	
Grafik 12 - Korisnici ustanova socijalne skrbi za odrasle osobe po starosti u 2008. godini	51
Graph 12 - Residents of social welfare institutions for adult persons by age in 2008	
Grafik 13 - Korisnici ustanova socijalne skrbi za odrasle osobe po razlogu smještaja u 2008. godini	51
Graph 13 - Residents of social welfare institutions for adult persons by reason of institutionalisation in 2008	



## PREDGOVOR

Agencija za statistiku BiH objavljuje bilten «Socijalna skrb u BiH» kao redovitu godišnju publikaciju. Podaci dati u ovom biltenu su rezultat agregiranja podataka entitetskih zavoda za statistiku Federacije BiH i Republike Srpske, te Distrikta Brčko.

U biltenu Socijalna skrb u BiH» Agencija za statistiku BiH objavljuje podatke o korisnicima svih oblika, mjera i usluga socijalne skrbi, ali i podatke o ustanovama socijalne skrbi i zaposlenim u tim ustanovama, u razdoblju 2003-2008. Podaci su razvrstani po starosti korisnika, stupnju ugroženosti, vrsti socijalnih potreba i ustanovama za pružanje socijalne skrbi.

Agencija za statistiku bit će zahvalna na svim primjedbama i sugestijama koje će doprinijeti poboljšanju slijedećeg biltena.

Zdenko Milinović  
Ravnatelj  
Agencija za statistiku BiH

## FOREWORD

Agency for Statistics of BiH publishes a Bulletin «Social welfare in BiH» as a regular annual publication. This Bulletin is a result of aggregation of data from entities statistical offices of Federation of BiH and Republic of Srpska and District Brcko.

In Bulletin «Social welfare in BiH» Agency for Statistics publishes data on beneficiaries of all forms, measures and services of social welfare as well as data on social welfare institutions and employees of this institutions for the period 2003-2008. Data are given by the age of beneficiaries, extent of disadvantage as well as by kind of social needs and social welfare institutions.

Agency for Statistics will appreciate any suggestions and comments that could improve our next Bulletin.

Mr Zdenko Milinović  
Director  
Agency for Statistics of BiH





## METODOLOŠKE NAPOMENE

### Izvori podataka

Podaci o maloljetnim i punoljetnim korisnicima socijalne skrbi i provedenim oblicima, mjerama i uslugama socijalne skrbi su rezultat agregiranja podataka usporedivih godišnjih istraživanja koja provode entitetske statistike i Distrikt Brčko.

### Obuhvat podataka

Podaci o korisnicima i oblicima socijalne skrbi kao i o ustanovama socijalne skrbi, odnose se na kalendarsku godinu.

## DEFINICIJE

### KORISNICI SOCIJALNE SKRBI

Korisnikom socijalne skrbi smatra se svaka osoba koja je u tijeku izvještajne godine jednom ili više puta koristila određene oblike i mjere socijalne skrbi i usluge socijalnog rada.

Korisnici su razvrstani u dvije osnovne dobne skupine maloljetni i punoljetni korisnici.

### MALOLJETNI KORISNICI

#### Maloljetnici ugroženi obiteljskim prilikama

Bez oba roditelja - djeca i mladež čija su oba roditelja umrla.

Nepoznatih roditelja — djeca i mladež roditelja čiji se identitet ne može ustvrditi.

Napušteni od roditelja — djeca i mladež čiji su roditelji poznati i poznatog boravišta, ali su djecu napustili i odbijaju se o njima skrbiti, kao i djeca poznatih roditelja nepoznatog boravišta i drugi slučajevi napuštanja djece od strane roditelja.

Djeca roditelja spriječenih da obavljaju roditeljsku obvezu uslijed izdržavanja kazne, dužeg liječenja u stacionaru, teškog kroničnog oboljenja, privremenog rada u inozemstvu, lišavanja radne sposobnosti i sl.

Djeca roditelja lišenih roditeljskih prava — djeca i mladež čijim je roditeljima odlukom suda oduzeto roditeljsko pravo. U ovu kategoriju spadaju i slučajevi kada je samo jednom od roditelja oduzeto roditeljsko pravo.

Iz materijalno ugroženih obitelji — djeca i mladež čiji roditelji nemaju ni minimalnih materijalnih i socijalnih uvjeta za podizanje djece, kao što su osobe bez stalnog izvora prihoda, s minimalnim prihodima po članu kućanstva, nezaposlene osobe, osobe s neriješenim stambenim pitanjima.

Iz obitelji s poremećenim obiteljskim odnosima — djeca i mladež koja žive u obiteljima u kojima postoje konfliktne okolnosti između pojedinih članova, svade, grubosti, tuče, zlostavljanje, odsustvo emocionalnih veza i trajna neusklađenost odnosa, asocijalno, patološko i kriminalno ponašanje članova obitelji (skitnja, kriminal, prostitucija, uporaba alkohola i droge, itd.) kao i nebriga roditelja.

## NOTES ON METHODOLOGY

### Source of data

Data on minor and adult beneficiaries of social welfare, and implemented forms, measures and services of social welfare are result of aggregating data from comparable annual survey which are conducted by Entity's Statistical Offices and Bureau of District Brcko.

### Data coverage

Data on beneficiaries and forms of social welfare, as well as data on social welfare institutions refer to a calendar year.

## DEFINITIONS

### SOCIAL WELFARE BENEFICIARIES

Social welfare beneficiary is every person who has used certain forms and measures of social welfare and social work services, once or several times during the reference year.

Beneficiaries are classified into two basic age groups — minor and adult beneficiaries.

### MINOR BENEFICIARIES

Minor beneficiaries disadvantaged by family situation

Without both parents — children and youth with both parents dead.

Of unknown parents — children and youth of parents whose identity cannot be ascertained (foundlings).

Abandoned by parents — children and youth of known parents and residence, abandoned by parents who refuse to take care of them, as well as children of known parents and of unknown residence and other cases of parents abandoning children.

Children of parents prevented from performing parental duty due to certain constraints such as imprisonment, prolonged treatment in hospital, severe chronic disease, temporary employment abroad, working incapability, etc.

Children of parents deprived of parental rights - children and youth of parents deprived of parental right by the decision of court. Cases when only one parent is deprived of parental right are also included in this category.

Coming from economically disadvantaged families - children and youth whose parents cannot provide even a minimum financial or social conditions for raising children such as persons without the permanent source of income, persons with minimal income per household member, unemployed persons, persons with housing problems, etc.

Coming from families with disturbed family relationships - children and youth from families in which there are conflicts between family members, quarrels, asperities, beating, molesting, absence of emo-

Razvedenih ili roditelja u brakorazvodnoj parnici — djeca i mladež čiji su roditelji razvedeni ili je brakorazvodna parnica u tijeku, za koje se na zahtjev suda utvrđuje kod kojeg će roditelja živjeti nakon razvoda braka, ili djeca za koju je u toku reguliranje alimentacije, viđanja drugog roditelja i drugo.

Ostali maloljetnici ugroženi obiteljskom okolnošću — djeca samohranih roditelja, izvanbračna djeca, djeca s neriješenim materijalnim, stambenim i drugim pitanjima.

#### **Maloljetnici ometeni u tjelesnom i psihičkom razvitku**

Maloljetnicima ometenim utjelesnom razvitku se smatraju djeca i mladež s oštećenjem vida, sluha, s poremećajima u govoru i glasu, tjelesno invalidne kao i osobe višestruko ometene u razvitku.

Maloljetnicima ometenim u psihičkom razvitku se smatraju djeca i mladež koja su ometena u psihičkom razvitku, a razvrstana su prema važećim propisima o razvrstavanju i evidenciji ovih osoba.

#### **Maloljetnici s poremećajima u ponašanju i ličnosti**

S asocijalnim ponašanjem — djeca i mladež sklona skitnji, besposličanju, bježanju od kuće, nedoličnom ponašanju, prostituciji, uporabi alkohola, prijevarama i sl.

Maloljetni prestupnici ispod 14 godina — djeca i mladež koja su izvršila prekršaj ili krivično djelo, a krivično su neodgovorna zbog uzrasta, kao i maloljetni narkomani.

Psihički bolesne osobe - maloljetne osobe sklone različitim psihičkim oboljenjima.

#### **Maloljetni korisnici u stanju različitih potreba socijalne skrbi**

Bez specifične kategorije — djeca i mladež koja se ne mogu uvesti ni u jednu od navedenih kategorija, zdravstveno neosigurana djeca i mladež, kao i djeca i mladež kojima se pruža pomoć u ostvarivanju određenih prava.

### **PUNOLJETNI KORISNICI**

#### **Korisnici subvencioniranja troškova (stanarine, grijanja, sprovoda)**

##### **Tjelesno i psihički ometeni**

S oštećenim vidom — odrasle slijepce i slabovide osobe.

S oštećenim sluhom — odrasle gluhe i nagluhe osobe.

Tjelesno invalidne osobe — odrasle osobe kod kojih je oboljenje trajno, zbog čega im je značajno smanjena radna sposobnost.

Mentalno zaostale osobe — odrasle osobe teško, teže, umjereno i lako mentalno zaostale.

Ostale invalidne osobe — odrasle osobe s ostalim tjelesnim oštećenjima, nesposobne za rad i neobezbjeđene po drugom osnovu, zatim odrasli distrofičari, osobe s posljedicama cerebralne paralize, osobe s više smetnji, osobe s poremećajima u ponašanju i slično.

tional relationship and permanent incompatibility of relations, asocial, pathological and criminal behaviour of family members (vagrancy, crime, prostitution, alcohol or drug abuse, etc.) as well as parental indifference and negligence.

Of divorced parents or parents in divorce procedure - children and youth of divorced parents or parents in divorce procedure for whom, upon the request of court, the decision must be made on custody, financial support, right to visit a child, etc.

Other minors with disturbed family relationship — children of single parents, illegitimate children, children with financial, housing and other problems.

#### **Physically and mentally handicapped minors**

Physically handicapped minors are children and youth with visual and hearing impairments, voice and speech impediments, physical handicaps and multiple disorders.

Mentally handicapped minors are children and youth with mental disorders, and are classified by current regulations on registration and classification of such persons.

#### **Minors with behavioural and personality disorders**

With asocial behaviour — children and youth inclined to vagrancy, running from home, indecent behaviour, prostitution, alcohol abuse, frauds, etc.

Minor offenders under 14 years of age — children and youth who have committed an offence or a criminal act and are not subject to legal prosecution due to their age as well as minor drug addicts.

Mentally ill persons - Minor persons prone to various mental diseases.

#### **Minor beneficiaries in need of different social and protective services**

Without specific category — children and youth who cannot be classified into any of the specific categories, children and youth without health insurance as well as children and youth being rendered assistance in exercising certain rights.

### **ADULT BENEFICIARIES**

#### **Beneficiaries of subventions (for rents, heating, funeral)**

##### **Physically and mentally disabled**

With visual disorders - blind adults and adults with visual impairments.

With hearing disorders - deaf adults and adults with hearing impairments.

Physically disabled - adults with permanent diseases (incurable and long lasting) which reduced their working capability.

Mentally disabled - adult persons with severe, less severe, moderate and mild mental handicaps.

Other disabled persons — adults with other physical handicaps, unable

S kombiniranim smetnjama — osobe kod kojih je medicinski utvrđena neka od psihičkih ili živčanih bolesti (neurotičari, psihotičari, epileptičari) i sl.

Osobe društveno neprihvatljivog ponašanja su osobe s asocijalnim ponašanjem (skitnja, prosjačenje, prostitucija, osobe sklone vršenju krivičnih djela i prekršaja, uporabi alkohola, narkomanija).

Psihički bolesne osobe su osobe sklone različitim psihičkim oboljenjima.

**Osobe koje nemaju dovoljno prihoda za uzdržavanje, materijalno neosigurana**

Materijalno neobezbjeđene osobe su osobe koje su sposobne za rad, ali nemaju sredstava za život, niti ih po drugom osnovu mogu osigurati i mlađe su od 65 godina (muškarci) odnosno 60 godina (žene).

Osobe nesposobne za rad su osobe potpuno i trajno nesposobne za rad, bez sredstava za život, a mlađe su od 65 godina (muškarci) odnosno 60 godina (žene).

Stare osobe bez obiteljskog staranja — osobe koje nemaju djece ni drugih bližih srodnika koji su dužni o njima se starati kao i osobe bez sredstava za život (bez imovine ili bilo kakvih drugih redovitih prihoda, kao i osobe koje posjeduju imanje, ali zbog starosti ili slabosti nisu u mogućnosti da isto obrađuju).

Kronično bolesne osobe — slijepce, psihički oboljele, tjelesno invalidne i kronično oboljele osobe.

**Bez specifične kategorije (drugi)**

Osobe s obiteljskim problemima, osobe u brakorazvodnom sporu i ostale osobe bez specifične kategorije.

**OBLICI, MJERE I USLUGE SOCIJALNE SKRBI**

Pod oblikom, mjerom ili uslugom podrazumijeva se svaki slučaj sprovedene skrbi na temelju zakona i propisa iz ove oblasti od strane centra za socijalnu skrb, ili službe socijalne skrbi.

Podaci o oblicima, mjerama i uslugama odnose se na broj sprovedenih odnosno korištenih oblika, mjera i usluga u izvještajnom razdoblju, a ne na broj osoba. Jedna ista osoba može se pojaviti više puta kao korisnik tj. onoliko puta koliko je koristila neki od oblika, mjera i usluga tijekom izvještajne godine. Ako osoba više puta koristi isti oblik, mjeru ili uslugu bit će obuhvaćena samo jednom. Ako osoba koristi više oblika, mjera ili usluga obuhvatit će se kod svakog oblika, odnosno mjere ili usluge.

**Oblici socijalne skrbi**

Skrbnišтво podrazumijeva slučajeve kada se maloljetna ili punoljetna osoba lišena poslovne sposobnosti, stavlja pod starateljstvo.

Usvojenje podrazumijeva slučajeve zakonskog usvojenja.

Smještaj u ustanove

to work and unprovided on other basis, adults with muscular dystrophy, persons suffering from cerebral paralysis, persons with multiple disorders, behavioural disorders, etc.

With combined disorders — persons with the medical diagnosis of certain mental or neurological disease (neurotics, psychotics and epileptics), etc.

Persons with socially unacceptable behaviour are persons with asocial behaviour (vagrancy, begging, prostitution, person's inclined criminal acts and offences, alcohol and drug abuse).

Mentally ill persons are persons prone to various mental diseases.

**Persons not having a sufficient income to support themselves, financially unprovided**

Financially unprovided persons are persons able to work but don't have finances for living or are unable to provide them on other basis and are under 65 years of age (men), or under 60 (women).

Unable to work — persons completely and permanently unable to work, without financial resources of living, and are under 65 (men), or 60 (women).

Old persons without family care are persons without children or any other close relatives obliged to take care of them as well as persons without resources to provide for a living (without property or any other regular income as well as persons owning a farm but due to old age and weakness are unable to cultivate land and provide for life).

Chronically ill are blind, mentally ill, physically handicapped and persons with chronic disease.

**Without specific category (others)**

Persons with family problems, persons in divorcement procedure and other persons without specific category.

**FORMS, MEASURES AND SERVICES**

**OF SOCIAL WELFARE**

Form, measure or service are considered every case of protection provided by Centre of social welfare or Social welfare service on the basis of legal acts and regulations concerned with this field.

Data on forms, measures, and services refer to the number of conducted, that is, used forms, measures and services in the reference period, and not to the number of persons. One person can be shown several times as a beneficiary, as much times as it has used some of the forms, measures and services during the reference year. If the same person uses the same form, measure or service more than once, it is covered only once. If a person uses several forms, measures or services, it is covered by each form, measure and service.

**Forms of social welfare**

Guardianship refers to every case of appointing a guardian to look after the affairs of minor or adult person deprived of working capability. Adoption is considered every case of legal adoption.

Predškolske ustanove — podrazumijeva one slučajeve kada se troškovi smještaja i boravka osiguravaju iz sredstava socijalne ili dječje skrbi.

Smještaj u ustanove socijalne skrbi podrazumijeva smještaj maloljetnih i punoljetnih korisnika u odgovarajuće ustanove socijalne skrbi: dječji domovi, domovi za dojenčad i malu djecu, za djecu ometenu u razvitku, za odgojno zapuštenu djecu i mladež, domovi za stare i iznemogle, za umirovljenike, kao i domovi za odrasle invalidne osobe i prihvatne stanice za maloljetne i punoljetne osobe.

Smještaj u drugu obitelj podrazumijeva osiguravanje stanovanja, ishrane, odgoja i brige u obitelji u koju se smještaju osobe u stanju socijalne potrebe (djeca, odrasli, ostarjeli).

Smještaj u učenički ili studentski dom, smještaj u ustanovu za djecu bez roditeljskog staranja, smještaj u ustanovu za rehabilitaciju i skrb, smještaj u druge ustanove socijalne skrbi kao i smještaj u dom za stare osobe su također vidovi smještaja u ustanove u okviru oblika socijalne skrbi.

### Mjere socijalne skrbi

Mjere prema maloljetnicima podrazumijevaju angažiranje centra za socijalnu skrb na provođenju odgojnih mjera koje je sud izrekao kao i mjera koje centar poduzima na osnovu svoje odluke.

Upućivanje na školovanje i osposobljavanje podrazumijeva angažiranje centra za socijalnu skrb oko uključivanja na redovito školovanje maloljetnih korisnika socijalne skrbi koji su napustili školu ili nisu bili obuhvaćeni redovitim školovanjem, kao i uključivanje djece i mladeži ometene u razvitku na specijalno obrazovanje.

Ostale mjere podrazumijevaju slučajeve pružanja savjeta u vezi s odgojnim i razvojnim problemima djece, osiguravanja ljetovanja i oporavka iz sredstava socijalne skrbi, reguliranja zdravstvene skrbi neosiguranih osoba i sl.

Pomoć za osposobljavanje i privređivanje podrazumijeva osnivanje radnog odnosa osoba u stanju socijalne potrebe angažiranjem centra za socijalnu skrb na pripremi zajednice da prihvati tu osobu kao i rad s osobom u cilju uspješnog uključivanja u zajednicu. Ovdje se podrazumijeva i osnivanje radnog odnosa na određeno vrijeme u «kućnoj» radinosti, različitim servisima i sl., kao i zapošljavanje invalidnih osoba u zaštitnim radionicama.

Pomoć za rehabilitaciju podrazumijeva novčana davanja u cilju uključivanja na osposobljavanje za rad ili profesionalnu rehabilitaciju djece i mladeži ometene u psihičkom ili tjelesnom razvitku kao i odraslih invalidnih osoba, a na teret sredstava centara za socijalnu skrb odnosno službi socijalne skrbi.

### Novčane pomoći

Stalna novčana pomoć podrazumijeva novčana davanja koja osiguravaju centri za socijalnu skrb ili općinski centri za socijalnu skrb, a koja su jedini ili dopunski izvor sredstava za zadovoljavanje životnih potreba osoba u stanju socijalnih potreba.

Jednokratna novčana pomoć isplaćuje se najviše dva puta godišnje za kućanstvo i ne može iznositi više od ukupno pet iznosa novčane pomoći utvrđene zakonom,

### Placement (assignment) in institution

Pre-school institutions — every case of accommodation expenses being financed from social welfare funds or funds for protection of children.

Assignment to social welfare institutions is considered accommodation of minor and adult beneficiaries in appropriate social welfare facilities such as: institutions for infants and young children, children and youth impeded in psychial and physical development, socially maladjusted children and youth, rest or retirement homes, institutions for adult handicapped persons and shelter stations for minors and adults persons.

Foster care is considered consigning persons (children, adults, old persons) in need of social protection to a family for dwelling, nourishment, upbringing and care.

Assignment to pupil and student hostel, assignment to institution for rehabilitation and protection, assignment to other social welfare institutions as well as an assignment to home for old people are also modes of placement in institutions, in the frame of the forms of social welfare.

### Measures of social welfare

Measures concerning minors are considered engagement of social welfare centre in conducting measures of upbringing proclaimed by court as well as measures conducted by centre upon its own decision.

Assignment to school and vocational training refers to the engagement of social welfare centre in including into the process of education minor beneficiaries that have left school or have not been covered by regular education as well as including mentally and physically handicapped children and youth in special education, i.e. vocational training.

Other measures are cases of rendering advice about problems in upbringing and development of children, providing summer vacations and rehabilitation financed from social welfare funds, covering health insurance of uninsured persons, etc.

Assistance in vocational training and employment is considered engagement of social welfare centre in employment of beneficiary in an enterprise as well as in preparing those persons for new working environment. Here is included employment on temporary basis «at home», various services, etc., as well as employing disabled in protective workshops.

Allowance for rehabilitation is money for vocational training or professional rehabilitation of mentally and physically handicapped children and youth and disabled adults, given from funds of social welfare centres or social welfare services.

### Allowances

Permanent allowance is money provided by social welfare centres or municipal social welfare services, which is the only or supplemental financial resource for persons in need of social welfare.

One - off allowance is paid twice a year at most for a household. This allowance cannot exceed the amount of five allowances in total determined in law, except for cases requiring greater amount due to special circumstances. The decision on the approval of such payment is made by an executive of the body that determines this right.

izuzetno u slučajevima kada je zbog osobitih okolnosti potrebno odobriti veći iznos o čemu odlučuje rukovoditelj organa koji utvrđuje ovo pravo.

Dodatak za tuđu njegu podrazumijeva poseban novčani dodatak osobama kojima je potrebna pomoć druge osobe u zadovoljavanju njihovih egzistencijalnih potreba.

### Ostali oblici skrbi i usluga

Razvrstavanje na temelju dijagnoza podrazumijeva slučajeve kada nadležni organ izvrši razvrstavanje djece ometene u psihičkom i tjelesnom razvitku.

Pomoć u ostvarivanju određenih prava podrazumijeva slučajeve pomoći oko reguliranja mirovine, alimentacije i dr.

Pomoć u rješavanju pitanja djece razvedenih ili roditelja u brakorazvodnoj parnici podrazumijeva davanje mišljenja i prijedloga sudu kome treba povjeriti dijete na čuvanje i odgoj nakon razvoda braka roditelja u slučajevima kada se roditelji nisu sporazumjeli.

Njega i druge usluge u stanu podrazumijevaju pružanje zdravstvene njege u kući teže i teško kronično bolesnim, nepokretnim i drugim bolesnim osobama, bez obzira na njihovo materijalno stanje.

Pomoć u sređivanju bračnih i obiteljskih odnosa po pravilu se sprovodi primjenom metoda savjetovanja i davanja mišljenja stručnih psiholoških, pedagoških, pravnog ili drugog karaktera. Ovdje pripadaju i pitanja reguliranja viđanja djece s roditeljima za vrijeme i poslije razvoda braka, pitanja priznavanja očinstva i sl.

Ostale usluge su stručna mišljenja, pisana izvješća, posredovanja kod drugih ustanova u cilju osiguravanja odgovarajuće pomoći kao i pomoći za prehranu, odjeću, obuću, ogrjev i sl.

### USTANOVE SOCIJALNE SKRBI

Domovi za djecu i mladež bez roditeljskog staranja osiguravaju privremeno ili trajno zbrinjavanje, prehranu, zdravstvenu skrb, odgajanje, obrazovanje i trajno osposobljavanje djece i mladeži kojoj je potreban ovakav oblik skrbi.

Ustanove socijalne skrbi za invalidnu djecu i mladež ometenu u razvitku osiguravaju u ovisnosti od vrste i stupnja oštećenja, privremeni ili trajni smještaj, njegu, odgajanje, obrazovanje i osposobljavanje za rad pod osobitim uvjetima.

Ustanove socijalne skrbi za odrasle invalidne osobe su poduzeća za profesionalnu rehabilitaciju koja osiguravaju stručno osposobljavanje i zapošljavanje osoba s umanjnim radnim sposobnostima. Zaposleni u ovim poduzećima su invalidne osobe koje mogu raditi u poduzeću ili kod kuće i rehabilitanti — invalidne osobe koje se nalaze na osposobljavanju ili prekvalifikaciji.

Ustanove socijalne skrbi za odrasle osobe su domovi za umirovljenike i druge odrasle osobe i socijalno-gerijatrijski centri koji osiguravaju privremeni ili trajni smještaj, prehranu, njegu i zdravstvenu skrb odraslim osobama koje su bez sredstava za život, bez obiteljskog staranja, ometena u psihičkom ili tjelesnom razvitku i uslijed toga nesposobne za samostalan život, a i bez uvjeta da im se osigura odgovarajuća skrb i pomoć u vlastitoj obitelji.

Allowance for care rendered by other person is a special allowance for persons requiring assistance of other person for satisfying their existential needs.

### Other forms of protection and services

Classification on the basis of diagnoses is categorisation of mentally and physically handicapped children done by organization in charge.

Assistance in exercising certain rights refers to cases of rendering help for regulating pension, alimentation, etc.

Assistance in solving issues concerning children of divorced parents or parents in divorce procedure is considered giving opinions and suggestions to court about custody of children after divorce in cases when parents have reached no agreement.

Care and other services rendered in home refer to rendering health care in home to severely and less severely chronically diseased, immobile and otherwise diseased persons, irrespective of their financial condition.

Assistance in normalizing marriage and family relationship is done, regularly, through advisory methods and giving professional opinions of social, psychological, pedagogical, legal or other character. Here are included issues about parent's rights to visit children during and after the divorce, child recognition, and the like.

Other services are professional expertise, written reports and mediation at other institution in order to provide appropriate help as well as assistance in providing food, clothes, footwear, fuel, etc.

### SOCIAL WELFARE INSTITUTIONS

Institutions for children and adolescents without parental care provide temporary or permanent care, food, health care, upbringing, education and vocational training for children and youth in need of such a form of protection.

Social welfare institutions for mentally and physically handicapped children and adolescents provide depending on the type and extent of disability, temporary or permanent accommodation, care, upbringing, education and training for work under special conditions.

Social welfare institutions for adult disabled persons are enterprises for professional rehabilitation which provide vocational training and employment of persons with impaired working capability. Employees of such enterprises are handicapped persons able to work in enterprises or at home and persons on rehabilitation — disabled persons attending vocational training or training for new qualification.

Social welfare institutions for adult persons are homes for pensioners and other adult persons and social-geriatric centres which provide temporary or permanent accommodation, food, nursing and health care for adult persons without financial resources or family care, mentally or physically disabled and therefore incapable for independent life and without conditions required for help being rendered in their own family.



**KORISNICI, OBLICI, MJERE I  
USLUGE SOCIJALNE SKRBI**

BENEFICIARIES, FORMS, MEASURES  
AND SERVICES OF SOCIAL WELFARE

## Broj centara za socijalnu skrb u BiH

### Number of social welfare centres in BiH

	FBiH	RS	DB	BiH
2003	71	43	-	114
2004	72	43	-	115
2005	72	44	-	116
2006	71	45	-	116
2007	71	45	-	116
2008	72	45	-	117

\* U Distriktu Brčko ne postoji centar za socijalnu skrb već samo jedan pododjel u okviru Odjela za zdravstvo.

\* Social welfare center doesn't exist in Brcko District, there is only one department for Social welfare within Health Center of Brcko District.

## 2. Obradeni slučajevi - intervencije u centrima za socijalnu skrb

### Treatments rendered in Social welfare centres

	Broj slučajeva obrađenih u centru Number of cases handled in centre			Broj intervencija pruženih u centru Number of treatments rendered in centre		
	svega all	muški males	ženski females	svega all	muški males	ženski females
2003	460.962	238.047	222.915	397.136	227.905	169.231
2004	521.108	281.970	239.138	421.860	256.365	165.495
2005	484.957	234.855	250.102	444.244	287.956	156.288
2006	532.666	260.485	272.181	536.177	346.854	189.323
2007	582.370	293.111	289.259	583.333	305.374	277.959
2008	596.816	315.945	280.871	665.779	361.740	304.039

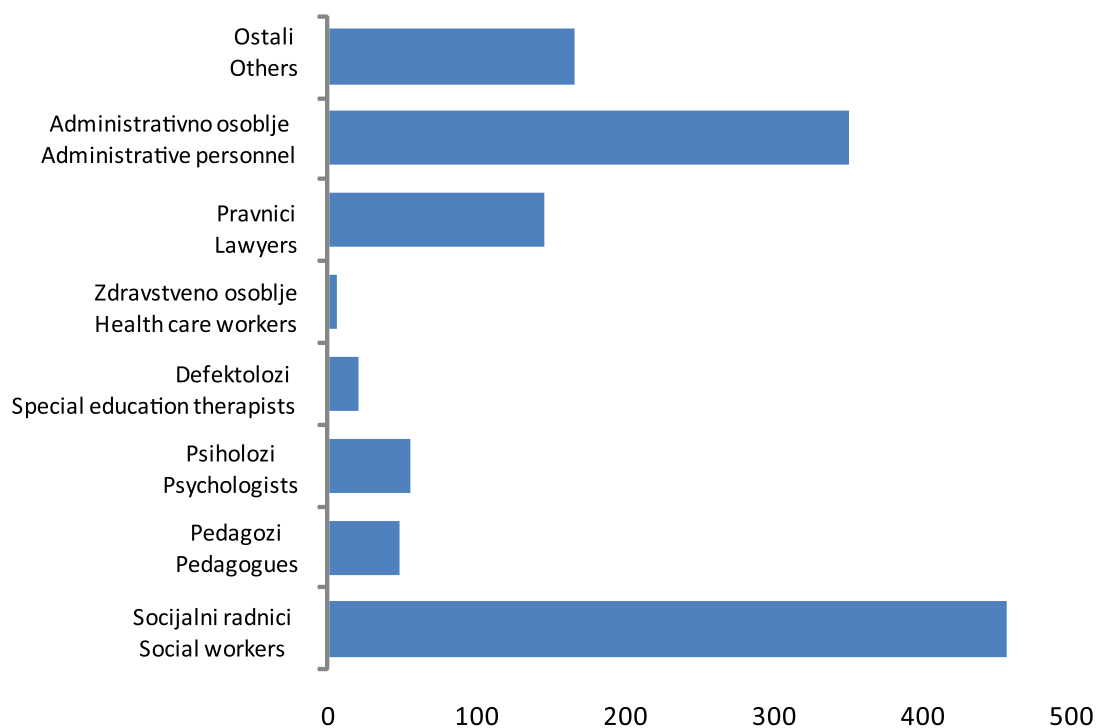


### 3. Zaposleni u centrima za socijalnu skrb Employees in the social welfare centres

	2003	2004	2005	2006	2007	2008	
UKUPNO	1.034	1.055	1.067	1.087	1.183	1.248	TOTAL
muški	287	271	285	277	305	326	males
ženski	747	784	782	810	878	922	females
Socijalni radnici	370	390	403	402	437	456	Social workers
Pedagozi	46	42	45	43	56	48	Pedagogues
Psiholozi	25	27	29	26	41	55	Psychologists
Defektolozi	19	20	17	25	19	21	Special education therapists
Zdravstveno osoblje	5	5	5	7	8	6	Health care workers
Pravnici	106	106	106	114	131	146	Lawyers
Administrativno osoblje	324	321	323	330	338	350	Administrative personnel
Ostali	139	144	139	140	153	166	Others

#### Grafik I / Graph I

Zaposleni u centrima za socijalnu skrb u 2008. godini  
Employees in the social welfare centres in 2008



## Maloljetni korisnici socijalne skrbi Minor beneficiaries of social welfare

### 4. Korisnici po kategorijama i spolu Beneficiaries by categories and sex

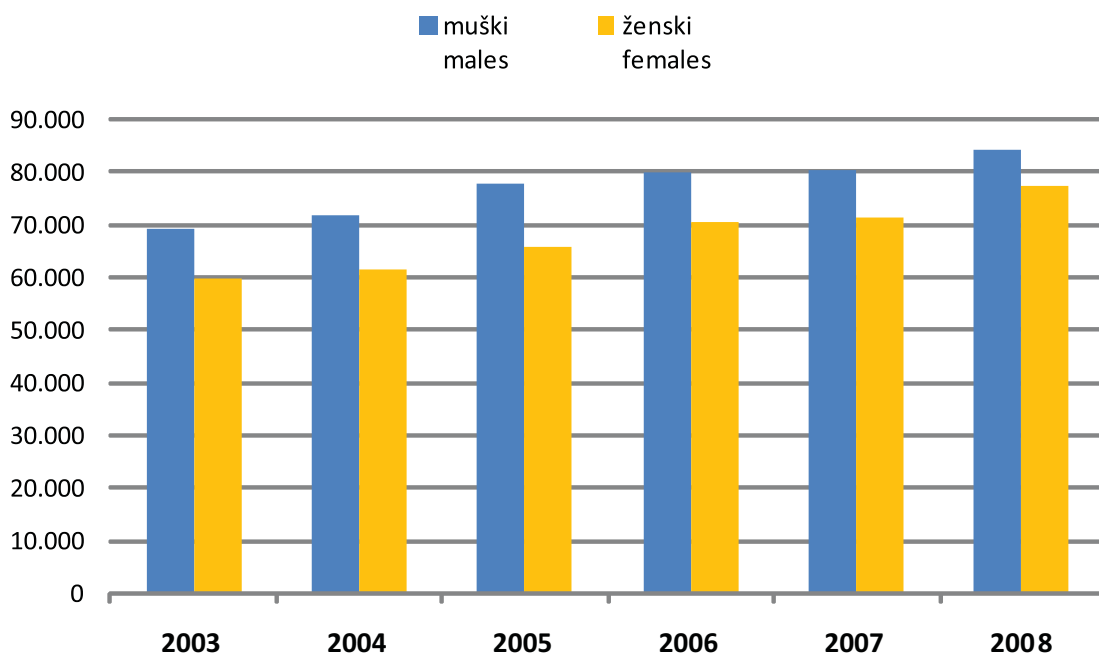
KATEGORIJA KORISNIKA CATEGORY OF BENEFICIARY		2003	2004	2005	2006	2007	2008	
UKUPNO / TOTAL	<b>svega</b>	<b>129.519</b>	<b>133.737</b>	<b>144.027</b>	<b>150.851</b>	<b>151.853</b>	<b>162.303</b>	<b>all</b>
	muški	69.381	72.030	78.004	80.038	80.481	84.521	males
	ženski	60.138	61.707	66.023	70.813	71.372	77.782	females
UGROŽENI OBITELJSKIM PRILIKAMA DISADVANTAGED BY FAMILY SITUATION	<b>svega</b>	<b>55.875</b>	<b>55.298</b>	<b>57.078</b>	<b>60.955</b>	<b>63.153</b>	<b>66.482</b>	<b>all</b>
	muški	28.183	27.720	28.980	31.630	32.659	33.857	males
	ženski	27.692	27.578	28.098	29.325	30.494	32.625	females
Djeca bez oba roditelja Children without both parents	<b>svega</b>	<b>1.465</b>	<b>1.173</b>	<b>1.325</b>	<b>1.312</b>	<b>1.224</b>	<b>1.204</b>	<b>all</b>
	muški	735	596	656	655	586	577	males
	ženski	730	577	669	657	638	627	females
Djeca nepoznatih roditelja Children of unknown parents	<b>svega</b>	<b>134</b>	<b>119</b>	<b>103</b>	<b>103</b>	<b>88</b>	<b>101</b>	<b>all</b>
	muški	69	64	58	61	52	52	males
	ženski	65	55	45	42	36	49	females
Djeca napuštena od roditelja Children abandoned by parents	<b>svega</b>	<b>820</b>	<b>902</b>	<b>818</b>	<b>801</b>	<b>792</b>	<b>825</b>	<b>all</b>
	muški	388	492	410	404	411	432	males
	ženski	432	410	408	397	381	393	females
Djeca roditelja spriječenih da obavljaju roditeljsku odgovornost Children of parents prevented from performing parental duty	<b>svega</b>	<b>692</b>	<b>638</b>	<b>682</b>	<b>726</b>	<b>723</b>	<b>849</b>	<b>all</b>
	muški	381	350	372	401	379	439	males
	ženski	311	288	310	325	344	410	females
Djeca roditelja lišenih roditeljskih prava Children of parents deprived of parental rights	<b>svega</b>	<b>410</b>	<b>59</b>	<b>223</b>	<b>61</b>	<b>65</b>	<b>82</b>	<b>all</b>
	muški	215	35	115	30	34	46	males
	ženski	195	24	108	31	31	36	females
Djeca roditelja koja nemaju dovoljno prihoda Children of parents who have not enough income for care	<b>svega</b>	<b>42.684</b>	<b>41.921</b>	<b>42.586</b>	<b>46.318</b>	<b>47.658</b>	<b>49.819</b>	<b>all</b>
	muški	20.861	20.426	20.952	23.712	24.416	25.043	males
	ženski	21.823	21.495	21.634	22.606	23.242	24.776	females
Djeca roditelja koji zanemaruju ili zlostavljaju djecu Parents neglect or molest children	<b>svega</b>	<b>1.173</b>	<b>1.714</b>	<b>1.873</b>	<b>1.913</b>	<b>2.085</b>	<b>2.271</b>	<b>all</b>
	muški	604	896	971	985	1.059	1.094	males
	ženski	569	818	902	928	1.026	1.177	females
Djeca čiji je razvoj ometen obiteljskim prilikama Children whose development is hindered by family situation	<b>svega</b>	<b>5.030</b>	<b>5.276</b>	<b>5.690</b>	<b>6.172</b>	<b>6.896</b>	<b>7.108</b>	<b>all</b>
	muški	2.432	2.403	2.779	3.041	3.296	3.295	males
	ženski	2.598	2.873	2.911	3.131	3.600	3.813	females

KATEGORIJA KORISNIKA CATEGORY OF BENEFICIARY		2003	2004	2005	2006	2007	2008	
Odgojno zanemarena i zapuštena djeca Socially neglected and maladjusted children	<b>svoga</b>	<b>3.467</b>	<b>3.496</b>	<b>3.778</b>	<b>3.549</b>	<b>3.622</b>	<b>4.223</b>	<b>all</b>
	muški	2.498	2.458	2.667	2.341	2.426	2.879	males
	ženski	969	1.038	1.111	1.208	1.196	1.344	females
OSOBE SA SMETNJAMA U PSIHIČKOM I TJELESNOM RAZVITKU MENTALLY AND PHYSICALLY HANDI- CAPPED PERSONS	<b>svoga</b>	<b>9.459</b>	<b>9.017</b>	<b>10.152</b>	<b>11.111</b>	<b>11.793</b>	<b>12.528</b>	<b>all</b>
	muški	5.455	5.283	6.053	6.206	6.307	6.726	males
	ženski	4.004	3.734	4.099	4.905	5.486	5.802	females
S oštećenjem vida With visual impairment	<b>svoga</b>	<b>688</b>	<b>610</b>	<b>697</b>	<b>767</b>	<b>789</b>	<b>845</b>	<b>all</b>
	muški	363	317	362	399	421	446	males
	ženski	325	293	335	368	368	399	females
S oštećenjem sluha With visual impairment	<b>svoga</b>	<b>646</b>	<b>590</b>	<b>634</b>	<b>708</b>	<b>788</b>	<b>791</b>	<b>all</b>
	muški	335	327	347	376	409	395	males
	ženski	311	263	287	332	379	396	females
S poremećajima u glasu i govoru With voice and speech impediments	<b>svoga</b>	<b>595</b>	<b>642</b>	<b>816</b>	<b>809</b>	<b>886</b>	<b>934</b>	<b>all</b>
	muški	349	381	537	461	472	502	males
	ženski	246	261	279	348	414	432	females
Tjelesno invalidne osobe Physically disabled persons	<b>svoga</b>	<b>1.245</b>	<b>1.278</b>	<b>1.426</b>	<b>1.750</b>	<b>1.948</b>	<b>2.147</b>	<b>all</b>
	muški	718	768	826	1.012	1.014	1.101	males
	ženski	527	510	600	738	934	1.046	females
Mentalno zaostale osobe Mentally disabled persons	<b>svoga</b>	<b>3.551</b>	<b>3.421</b>	<b>3.465</b>	<b>4.182</b>	<b>4.343</b>	<b>4.549</b>	<b>all</b>
	muški	2.043	1.991	2.056	2.304	2.396	2.485	males
	ženski	1.508	1.430	1.409	1.878	1.947	2.064	females
S poremećajima u ponašanju i ličnosti With behavioural and personal breakdown	<b>svoga</b>	<b>963</b>	<b>729</b>	<b>992</b>	<b>1.089</b>	<b>1.196</b>	<b>1.117</b>	<b>all</b>
	muški	599	448	609	626	698	665	males
	ženski	364	281	383	463	498	452	females
S kombiniranim smetnjama With combined handicaps	<b>svoga</b>	<b>1.771</b>	<b>1.747</b>	<b>2.122</b>	<b>2.545</b>	<b>2.758</b>	<b>2.960</b>	<b>all</b>
	muški	1.048	1.051	1.316	1.465	1.449	1.629	males
	ženski	723	696	806	1.080	1.309	1.331	females
OSOBE DRUŠTVENO NEPRIHVATLJIVOG PONAŠANJA PERSONS WITH SOCIAL UNACCEPTABLE BEHAVIOR	<b>svoga</b>	<b>5.213</b>	<b>5.301</b>	<b>6.369</b>	<b>6.938</b>	<b>7.002</b>	<b>7.728</b>	<b>all</b>
	muški	3.917	4.127	4.926	5.276	5.236	5.331	males
	ženski	1.296	1.174	1.443	1.662	1.766	2.397	females
Skлоне skitnji Inclined to vagrancy	<b>svoga</b>	<b>843</b>	<b>872</b>	<b>925</b>	<b>1.024</b>	<b>999</b>	<b>1.086</b>	<b>all</b>
	muški	529	533	615	708	625	642	males
	ženski	314	339	310	316	374	444	females
Skлоне prosjačenju Inclined to begging	<b>svoga</b>	<b>802</b>	<b>715</b>	<b>872</b>	<b>1.008</b>	<b>1.024</b>	<b>1.251</b>	<b>all</b>
	muški	418	402	477	536	528	651	males
	ženski	384	313	395	472	496	600	females
Skлоне prostituciji Inclined to prostitution	<b>svoga</b>	<b>137</b>	<b>150</b>	<b>269</b>	<b>197</b>	<b>237</b>	<b>293</b>	<b>all</b>
	muški	28	25	143	21	74	82	males
	ženski	109	125	126	176	163	211	females

KATEGORIJA KORISNIKA CATEGORY OF BENEFICIARY		2003	2004	2005	2006	2007	2008	
Sklone vršenju krivičnih djela Inclined to committing criminal acts	<b>svega</b>	<b>2.700</b>	<b>2.800</b>	<b>3.555</b>	<b>3.756</b>	<b>3.911</b>	<b>4.296</b>	<b>all</b>
	muški	2.367	2.556	3.138	3.272	3.387	3.354	males
	ženski	333	244	417	484	524	942	females
Alkoholičari Alcoholics	<b>svega</b>	<b>375</b>	<b>374</b>	<b>372</b>	<b>505</b>	<b>369</b>	<b>323</b>	<b>all</b>
	muški	294	297	280	424	303	265	males
	ženski	81	77	92	81	66	58	females
Narkomani Drug addicts	<b>svega</b>	<b>356</b>	<b>390</b>	<b>376</b>	<b>448</b>	<b>462</b>	<b>479</b>	<b>all</b>
	muški	281	314	273	315	319	337	males
	ženski	75	76	103	133	143	142	females
PSIHIČKI BOLESNE OSOBE MENTALLY ILL PERSONS	<b>svega</b>	<b>334</b>	<b>335</b>	<b>328</b>	<b>386</b>	<b>374</b>	<b>389</b>	<b>all</b>
	muški	189	198	195	228	216	208	males
	ženski	145	137	133	158	158	181	females
Sklone različitim psihičkim oboljenjima Inclined to different mental diseases	<b>svega</b>	<b>334</b>	<b>335</b>	<b>328</b>	<b>386</b>	<b>374</b>	<b>389</b>	<b>all</b>
	muški	189	198	195	228	216	208	males
	ženski	145	137	133	158	158	181	females
U STANJU RAZLIČITIH POTREBA SOCIJALNE SKRBI PERSONS IN DIFFERENT SOCIAL AND PROTECTIVE NEEDS	<b>svega</b>	<b>51.086</b>	<b>56.696</b>	<b>62.104</b>	<b>60.427</b>	<b>61.860</b>	<b>64.311</b>	<b>all</b>
	muški	27.881	31.690	33.598	31.324	32.215	33.198	males
	ženski	23.205	25.006	28.506	29.103	29.645	31.113	females
S teškim stambenim prilikama With serious housing problems	<b>svega</b>	<b>5.761</b>	<b>5.866</b>	<b>7.252</b>	<b>4.442</b>	<b>5.370</b>	<b>5.434</b>	<b>all</b>
	muški	2.820	3.009	3.707	2.380	2.511	2.761	males
	ženski	2.941	2.857	3.545	2.062	2.859	2.673	females
Vratile se s izdržavanja kazne Returned from imprisonment	<b>svega</b>	<b>175</b>	<b>186</b>	<b>19</b>	<b>14</b>	<b>15</b>	<b>12</b>	<b>all</b>
	muški	164	172	15	13	7	9	males
	ženski	11	14	4	1	8	3	females
Stradale u elementarnim nepogodama Suffered in natural disasters	<b>svega</b>	<b>120</b>	<b>150</b>	<b>57</b>	<b>137</b>	<b>90</b>	<b>80</b>	<b>all</b>
	muški	60	58	30	65	46	52	males
	ženski	60	92	27	72	44	28	females
Civilne žrtve rata Civil victims of war	<b>svega</b>	<b>606</b>	<b>664</b>	<b>682</b>	<b>645</b>	<b>613</b>	<b>568</b>	<b>all</b>
	muški	353	378	351	356	340	298	males
	ženski	253	286	331	289	273	270	females
Članovi obitelji civilnih žrtava rata Members of family of civil victims of war	<b>svega</b>	<b>1.063</b>	<b>668</b>	<b>896</b>	<b>1.962</b>	<b>681</b>	<b>692</b>	<b>all</b>
	muški	558	343	496	1.098	396	390	males
	ženski	505	325	400	864	285	302	females
Kojima su potrebne usluge socijalnog rada Who need services of social welfare	<b>svega</b>	<b>43.361</b>	<b>49.162</b>	<b>53.198</b>	<b>53.227</b>	<b>55.091</b>	<b>57.525</b>	<b>all</b>
	muški	23.926	27.730	28.999	27.412	28.915	29.688	males
	ženski	19.435	21.432	24.199	25.815	26.176	27.837	females
BEZ SPECIFIČNE KATEGORIJE (OSTALI) WITHOUT SPECIFIC CATEGORY (OTHERS)	<b>svega</b>	<b>7.552</b>	<b>7.090</b>	<b>7.996</b>	<b>11.034</b>	<b>7.672</b>	<b>10.865</b>	<b>all</b>
	muški	3.756	3.012	4.252	5.374	3.849	5.201	males
	ženski	3.796	4.078	3.744	5.660	3.823	5.664	females

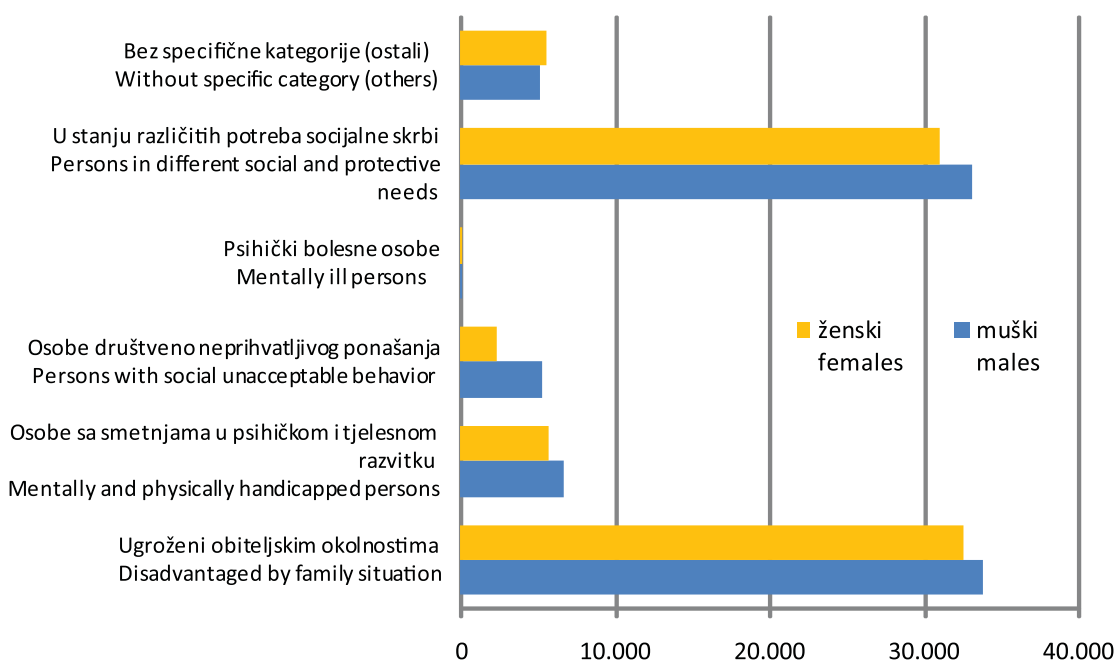
## Grafik 2 / Graph 2

**Maloljetni korisnici socijalne skrbi prema spolu**  
**Minor beneficiaries of social welfare by sex**



## Grafik 3 / Graph 3

**Maloljetni korisnici socijalne skrbi po skupinama kategorija i spolu u 2008. godini**  
**Minor beneficiaries of social welfare by type of category and sex in 2008**



# 5. Maloljetni korisnici po kategorijama, spolu i godinama života u 2008. godini

## Minor beneficiaries by category, sex and age in 2008.

KATEGORIJA KORISNIKA CATEGORY OF BENEFICIARY		Godine života / Age				
		ispod 7 godina under 7 years	7 - 14	15 - 16	17 - 18	
UGROŽENI OBITELJSKIM PRILIKAMA DISADVANTAGED BY FAMILY SITUATION	<b>svoga</b>	<b>18.902</b>	<b>23.151</b>	<b>14.823</b>	<b>9.606</b>	<b>all</b>
	muški	9.804	12.020	6.597	5.436	males
	ženski	9.098	11.131	8.226	4.170	females
Djeca bez oba roditelja Children without both parents	<b>svoga</b>	<b>203</b>	<b>381</b>	<b>339</b>	<b>281</b>	<b>all</b>
	muški	89	193	142	153	males
	ženski	114	188	197	128	females
Djeca nepoznatih roditelja Children of unknown parents	<b>svoga</b>	<b>27</b>	<b>27</b>	<b>25</b>	<b>22</b>	<b>all</b>
	muški	14	16	11	11	males
	ženski	13	11	14	11	females
Djeca napuštena od roditelja Children abandoned by parents	<b>svoga</b>	<b>188</b>	<b>283</b>	<b>213</b>	<b>141</b>	<b>all</b>
	muški	94	143	121	74	males
	ženski	94	140	92	67	females
Djeca roditelja spriječenih da obavljaju roditeljsku odgovornost Children of parents prevented from performing parental duty	<b>svoga</b>	<b>210</b>	<b>309</b>	<b>207</b>	<b>123</b>	<b>all</b>
	muški	125	149	98	67	males
	ženski	85	160	109	56	females
Djeca roditelja lišenih roditeljskih prava Children of parents deprived of parental rights	<b>svoga</b>	<b>11</b>	<b>40</b>	<b>22</b>	<b>9</b>	<b>all</b>
	muški	5	22	14	5	males
	ženski	6	18	8	4	females
Djeca roditelja koja nemaju dovoljno prihoda Children of parents who have not enough income for care	<b>svoga</b>	<b>15.045</b>	<b>17.414</b>	<b>10.928</b>	<b>6.432</b>	<b>all</b>
	muški	7.959	9.093	4.587	3.404	males
	ženski	7.086	8.321	6.341	3.028	females
Djeca roditelja koji zanemaruju ili zlostavljaju djecu Parents neglect or molest children	<b>svoga</b>	<b>606</b>	<b>814</b>	<b>528</b>	<b>323</b>	<b>all</b>
	muški	269	392	253	180	males
	ženski	337	422	275	143	females
Djeca čiji je razvoj ometen obiteljskim prilikama Children whose development is hindered by family situation	<b>svoga</b>	<b>2.071</b>	<b>2.496</b>	<b>1.509</b>	<b>1.032</b>	<b>all</b>
	muški	938	1.128	696	533	males
	ženski	1.133	1.368	813	499	females
Odgovorno zanemarena i zapuštena djeca Socially neglected and maladjusted children	<b>svoga</b>	<b>541</b>	<b>1.387</b>	<b>1.052</b>	<b>1.243</b>	<b>all</b>
	muški	311	884	675	1.009	males
	ženski	230	503	377	234	females
OSOBE SA SMETNJAMA U PSIHIČKOM I TJELES- NOM RAZVITKU MENTALLY AND PHYSICALLY HANDICAPPED PERSONS	<b>svoga</b>	<b>2.434</b>	<b>4.973</b>	<b>3.049</b>	<b>2.072</b>	<b>all</b>
	muški	1.258	2.645	1.600	1.223	males
	ženski	1.176	2.328	1.449	849	females

KATEGORIJA KORISNIKA CATEGORY OF BENEFICIARY		Godine života / Age				
		ispod 7 godina under 7 years	7 - 14	15 - 16	17 - 18	
S oštećenjem vida With visual impairment	<b>svoga</b>	<b>162</b>	<b>311</b>	<b>219</b>	<b>153</b>	<b>all</b>
	muški	81	170	119	76	males
	ženski	81	141	100	77	females
S oštećenjem sluha With visual impairment	<b>svoga</b>	<b>151</b>	<b>302</b>	<b>189</b>	<b>149</b>	<b>all</b>
	muški	73	149	98	75	males
	ženski	78	153	91	74	females
S poremećajima u glasu i govoru With voice and speech impediments	<b>svoga</b>	<b>186</b>	<b>374</b>	<b>222</b>	<b>152</b>	<b>all</b>
	muški	97	197	115	93	males
	ženski	89	177	107	59	females
Tjelesno invalidne osobe Physically disabled persons	<b>svoga</b>	<b>436</b>	<b>771</b>	<b>558</b>	<b>382</b>	<b>all</b>
	muški	222	414	237	228	males
	ženski	214	357	321	154	females
Mentalno zaostale osobe Mentally disabled persons	<b>svoga</b>	<b>865</b>	<b>1.861</b>	<b>1.069</b>	<b>754</b>	<b>all</b>
	muški	442	1.005	571	467	males
	ženski	423	856	498	287	females
S poremećajima u ponašanju i ličnosti With behavioural and personal breakdown	<b>svoga</b>	<b>62</b>	<b>381</b>	<b>399</b>	<b>275</b>	<b>all</b>
	muški	31	194	251	189	males
	ženski	31	187	148	86	females
S kombiniranim smetnjama With combined handicaps	<b>svoga</b>	<b>594</b>	<b>1.227</b>	<b>716</b>	<b>423</b>	<b>all</b>
	muški	321	646	416	246	males
	ženski	273	581	300	177	females
OSOBE DRUŠTVENO NEPRIHVATLJIVOG PONAŠANJA PERSONS WITH SOCIAL UNACCEPTABLE BEHAVIOR	<b>svoga</b>	<b>348</b>	<b>1.475</b>	<b>2.809</b>	<b>3.096</b>	<b>all</b>
	muški	159	997	1.979	2.196	males
	ženski	189	478	830	900	females
Skлоне skitnji Inclined to vagrancy	<b>svoga</b>	<b>67</b>	<b>380</b>	<b>389</b>	<b>250</b>	<b>all</b>
	muški	39	229	216	158	males
	ženski	28	151	173	92	females
Skлоне prosjačenju Inclined to begging	<b>svoga</b>	<b>254</b>	<b>455</b>	<b>322</b>	<b>220</b>	<b>all</b>
	muški	104	251	184	112	males
	ženski	150	204	138	108	females
Skлоне prostituciji Inclined to prostitution	<b>svoga</b>	<b>0</b>	<b>40</b>	<b>126</b>	<b>127</b>	<b>all</b>
	muški	0	17	27	38	males
	ženski	0	23	99	89	females
Skлоне vršenju krivičnih djela Inclined to committing criminal acts	<b>svoga</b>	<b>27</b>	<b>526</b>	<b>1.708</b>	<b>2.035</b>	<b>all</b>
	muški	16	450	1.349	1.539	males
	ženski	11	76	359	496	females
Alkoholičari Alcoholics	<b>svoga</b>	<b>0</b>	<b>36</b>	<b>100</b>	<b>187</b>	<b>all</b>
	muški	0	32	80	153	males
	ženski	0	4	20	34	females

KATEGORIJA KORISNIKA CATEGORY OF BENEFICIARY		Godine života / Age				
		ispod 7 godina under 7 years	7 - 14	15 - 16	17 - 18	
Narkomani Drug addicts	<b>svega</b>	0	38	164	277	<b>all</b>
	muški	0	18	123	196	males
	ženski	0	20	41	81	females
PSIHIČKI BOLESNE OSOBE MENTALLY ILL PERSONS	<b>svega</b>	28	92	108	161	<b>all</b>
	muški	15	51	58	84	males
	ženski	13	41	50	77	females
Sklone različitim psihičkim oboljenjima Inclined to different mental diseases	<b>svega</b>	28	92	108	161	<b>all</b>
	muški	15	51	58	84	males
	ženski	13	41	50	77	females
U STANJU RAZLIČITIH POTREBA SOCIJALNE SKRBI PERSONS IN DIFFERENT SOCIAL AND PROTECTIVE NEEDS	<b>svega</b>	15.890	17.630	17.058	13.733	<b>all</b>
	muški	8.047	9.263	8.347	7.541	males
	ženski	7.843	8.367	8.711	6.192	females
S teškim stambenim prilikama With serious housing problems	<b>svega</b>	1.122	1.600	1.479	1.233	<b>all</b>
	muški	562	806	768	625	males
	ženski	560	794	711	608	females
Vratile s s izdržavanja kazne Returned from imprisonment	<b>svega</b>	0	0	0	12	<b>all</b>
	muški	0	0	0	9	males
	ženski	0	0	0	3	females
Stradale u elementarnim nepogodama Suffered in natural disasters	<b>svega</b>	16	25	19	20	<b>all</b>
	muški	8	16	14	14	males
	ženski	8	9	5	6	females
Civilne žrtve rata Civil victims of war	<b>svega</b>	47	136	143	242	<b>all</b>
	muški	29	57	69	143	males
	ženski	18	79	74	99	females
Članovi obitelji civilnih žrtava rata Members of family of civil victims of war	<b>svega</b>	73	194	193	232	<b>all</b>
	muški	39	111	115	125	males
	ženski	34	83	78	107	females
Kojima su potrebne usluge socijalnog rada Who need services of social welfare	<b>svega</b>	14.632	15.675	15.224	11.994	<b>all</b>
	muški	7.409	8.273	7.381	6.625	males
	ženski	7.223	7.402	7.843	5.369	females
BEZ SPECIFIČNE KATEGORIJE (OSTALI) WITHOUT SPECIFIC CATEGORY (OTHERS)	<b>svega</b>	3.437	4.948	1.303	1.177	<b>all</b>
	muški	1.265	2.777	574	585	males
	ženski	2.172	2.171	729	592	females



## Punoljetni korisnici socijalne skrbi Adult beneficiaries of social welfare

### 6. Korisnici prema kategorijama i spolu Beneficiaries by category and sex

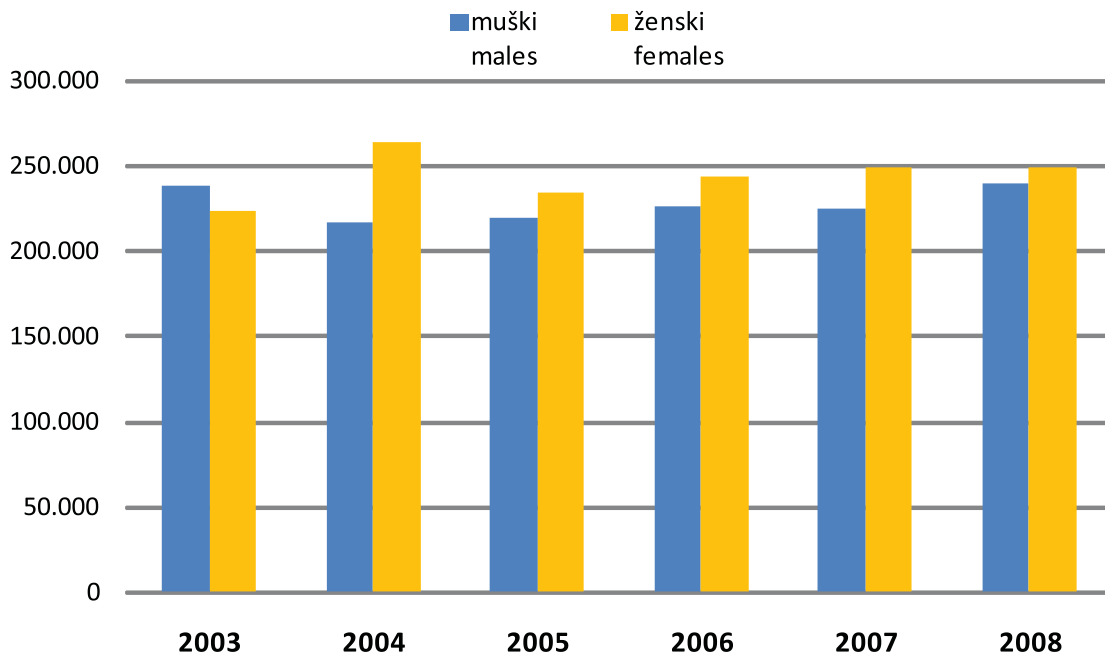
Kategorija korisnika Category of beneficiary		2003	2004	2005	2006	2007	2008	
UKUPNO TOTAL	<b>svega</b>	<b>461.580</b>	<b>480.366</b>	<b>453.808</b>	<b>469.012</b>	<b>473.357</b>	<b>489.169</b>	<b>all</b>
	muški	238.285	217.203	219.265	225.587	224.955	240.085	males
	ženski	223.295	263.163	234.543	243.425	248.402	249.084	females
KORISNICI SUBVENCIONIRANIH TROŠKOVA BENEFICIARIES OF SUBVENTIONS	<b>svega</b>	<b>43.481</b>	<b>27.869</b>	<b>24.314</b>	<b>22.624</b>	<b>15.691</b>	<b>23.059</b>	<b>all</b>
	muški	25.311	9.645	13.271	13.038	7.983	10.192	males
	ženski	18.170	18.224	11.043	9.586	7.708	12.867	females
Subvencionirani troškovi stanarine, grijanja, sprovoda Subventions for rents, heating, funeral	<b>svega</b>	<b>43.653</b>	<b>27.869</b>	<b>24.314</b>	<b>22.624</b>	<b>15.691</b>	<b>23.059</b>	<b>all</b>
	muški	25.483	9.645	13.271	13.038	7.983	10.192	males
	ženski	18.170	18.224	11.043	9.586	7.708	12.867	females
OSOBE SA SMETNJAMA U PSIHIČKOM I TJELESNOM RAZVITKU MENTALLY AND PHYSICALLY HANDI- CAPPED PERSONS	<b>svega</b>	<b>22.021</b>	<b>22.544</b>	<b>23.980</b>	<b>30.514</b>	<b>37.917</b>	<b>42.365</b>	<b>all</b>
	muški	12.258	12.236	12.826	16.172	19.544	20.834	males
	ženski	9.763	10.308	11.154	14.342	18.373	21.531	females
S oštećenjem vida With visual impairment	<b>svega</b>	<b>2.501</b>	<b>2.704</b>	<b>2.789</b>	<b>3.151</b>	<b>3.688</b>	<b>4.031</b>	<b>all</b>
	muški	1.240	1.434	1.490	1.595	1.871	2.015	males
	ženski	1.261	1.270	1.299	1.556	1.817	2.016	females
S oštećenjem sluha With hearing impairment	<b>svega</b>	<b>1.956</b>	<b>2.011</b>	<b>2.124</b>	<b>2.569</b>	<b>2.894</b>	<b>2.999</b>	<b>all</b>
	muški	1.080	1.107	1.190	1.299	1.518	1.540	males
	ženski	876	904	934	1.270	1.376	1.459	females
S poremećajima u glasu i govoru With voice and speech impediments	<b>svega</b>	<b>960</b>	<b>864</b>	<b>850</b>	<b>991</b>	<b>1.295</b>	<b>1.251</b>	<b>all</b>
	muški	543	439	461	538	690	652	males
	ženski	417	425	389	453	605	599	females
Tjelesno invalidna osobe Physically disabled persons	<b>svega</b>	<b>4.956</b>	<b>5.200</b>	<b>6.422</b>	<b>9.492</b>	<b>13.382</b>	<b>16.630</b>	<b>all</b>
	muški	2.810	2.846	3.447	4.943	6.459	7.762	males
	ženski	2.146	2.354	2.975	4.549	6.923	8.868	females
Mentalno nedovoljno razvijene osobe Mentally disabled persons	<b>svega</b>	<b>8.207</b>	<b>8.359</b>	<b>8.001</b>	<b>9.699</b>	<b>11.107</b>	<b>10.950</b>	<b>all</b>
	muški	4.768	4.591	4.183	5.326	6.116	5.854	males
	ženski	3.439	3.768	3.818	4.373	4.991	5.096	females
S poremećajima u ponašanju i ličnosti With behavioural and personality disorders	<b>svega</b>	<b>1.474</b>	<b>1.396</b>	<b>1.432</b>	<b>1.453</b>	<b>1.510</b>	<b>1.725</b>	<b>all</b>
	muški	905	887	857	875	864	1.018	males
	ženski	569	509	575	578	646	707	females

Kategorija korisnika Category of beneficiary		2003	2004	2005	2006	2007	2008	
S kombiniranim smetnjama With combined handicaps	<b>svega</b>	2.743	2.931	3.201	3.960	4.971	5.898	<b>all</b>
	muški	1.345	1.494	1.657	2.051	2.503	2.641	males
	ženski	1.398	1.437	1.544	1.909	2.414	3.257	females
OSOBE DRUŠTVENO NEPRIHVATLJIVOG PONAŠANJA PERSONS WITH SOCIALLY UNACCEPT- ABLE BEHAVIOUR	<b>svega</b>	6.639	6.248	6.852	7.358	7.344	8.177	<b>all</b>
	muški	4.666	4.499	5.000	5.222	5.212	5.803	males
	ženski	1.973	1.749	1.852	2.136	2.132	2.374	females
Sklone skitnji Inclined to vagrancy	<b>svega</b>	1.194	1.058	1.249	973	968	1.094	<b>all</b>
	muški	602	602	781	559	572	610	males
	ženski	592	456	468	414	396	484	females
Sklone prosjačenju Inclined to begging	<b>svega</b>	1.207	1.100	1.141	1.176	1.110	1.250	<b>all</b>
	muški	609	508	518	506	524	578	males
	ženski	598	592	623	670	586	672	females
Sklone prostituciji Inclined to prostitution	<b>svega</b>	219	185	555	297	293	386	<b>all</b>
	muški	22	21	350	55	27	92	males
	ženski	197	164	205	242	266	294	females
Sklone vršenju krivičnih djela Inclined to committing criminal acts	<b>svega</b>	1.201	1.264	1.081	1.711	1.629	1.810	<b>all</b>
	muški	1.035	1.134	954	1.510	1.376	1.502	males
	ženski	166	130	127	201	253	308	females
Alkoholičari Alcoholics	<b>svega</b>	2.290	2.243	2.314	2.573	2.605	2.818	<b>all</b>
	muški	1.955	1.915	1.974	2.147	2.175	2.427	males
	ženski	335	328	340	426	430	391	females
Narkomani Drug addicts	<b>svega</b>	528	398	487	628	739	819	<b>all</b>
	muški	443	319	399	445	538	594	males
	ženski	85	79	88	183	201	225	females
PSIHIČKI BOLESNE OSOBE MENTALLY ILL PERSONS	<b>svega</b>	4.437	4.355	5.329	5.651	5.974	6.327	<b>all</b>
	muški	2.403	2.324	2.816	3.080	3.306	3.357	males
	ženski	2.034	2.031	2.513	2.571	2.668	2.970	females
Sklone različitim psihičkim oboljenjima Inclined to different mental diseases	<b>svega</b>	4.437	4.355	5.329	5.651	5.974	6.327	<b>all</b>
	muški	2.403	2.324	2.816	3.080	3.306	3.357	males
	ženski	2.034	2.031	2.513	2.571	2.668	2.970	females
OSOBE KOJE NEMAJU DOVOLJNO PRIHODA ZA UZDRŽAVANJE PERSONS NOT HAVING A SUFFICIENT INCOME TO SUPPORT THEMSELVES	<b>svega</b>	179.158	173.931	169.322	174.339	175.430	173.515	<b>all</b>
	muški	91.468	75.673	81.344	82.807	84.230	81.334	males
	ženski	87.690	98.258	87.978	91.532	91.200	92.181	females
Materijalno neosigurane i za rad nesposobne osobe Financially unprovided persons and persons unable to work	<b>svega</b>	36.102	31.704	41.094	40.737	40.111	39.546	<b>all</b>
	muški	19.704	13.484	20.108	19.394	18.846	18.255	males
	ženski	16.398	18.220	20.986	21.343	21.265	21.291	females
Stare osobe bez obiteljskog staranja Old persons without family care	<b>svega</b>	19.675	18.719	20.926	21.589	21.905	18.811	<b>all</b>
	muški	9.159	8.561	9.369	8.886	10.443	8.240	males
	ženski	10.516	10.158	11.557	12.703	11.462	10.571	females

Kategorija korisnika Category of beneficiary		2003	2004	2005	2006	2007	2008	
Kronično bolesni Chronically ill	<b>svega</b>	<b>8.442</b>	<b>7.983</b>	<b>9.085</b>	<b>10.567</b>	<b>10.008</b>	<b>11.703</b>	<b>all</b>
	muški	4.051	3.652	4.015	5.445	4.747	5.502	males
	ženski	4.391	4.331	5.070	5.122	5.261	6.201	females
Osobe kojima je zbog osobitih okolnosti potrebna socijalna skrb Persons requiring social services due to specific circumstances	<b>svega</b>	<b>33.977</b>	<b>37.446</b>	<b>31.591</b>	<b>28.214</b>	<b>31.630</b>	<b>32.326</b>	<b>all</b>
	muški	18.602	18.420	15.482	13.445	15.638	15.935	males
	ženski	15.375	19.026	16.109	14.769	15.992	16.391	females
Ostale osobe u stanju socijalne skrbi Other persons in need of social services	<b>svega</b>	<b>35.320</b>	<b>59.834</b>	<b>49.638</b>	<b>54.680</b>	<b>58.722</b>	<b>59.053</b>	<b>all</b>
	muški	14.997	23.329	23.852	27.369	29.522	29.137	males
	ženski	20.323	36.505	25.786	27.311	29.200	29.916	females
Korisnici humanitarne pomoći Beneficiaries of humanitarian aid	<b>svega</b>	<b>45.642</b>	<b>18.245</b>	<b>16.988</b>	<b>18.552</b>	<b>13.054</b>	<b>12.076</b>	<b>all</b>
	muški	24.955	8.227	8.518	8.268	5.034	4.265	males
	ženski	20.687	10.018	8.470	10.284	8.020	7.811	females
<b>OSOBE U STANJU RAZLIČITIH POTREBA SOCIJALNE SKRBI PERSONS IN DIFFERENT SOCIAL AND PROTECTIVE NEEDS</b>	<b>svega</b>	<b>194.255</b>	<b>237.568</b>	<b>215.321</b>	<b>217.072</b>	<b>211.809</b>	<b>218.500</b>	<b>all</b>
	muški	96.969	109.042	99.689	99.464	95.425	110.860	males
	ženski	97.286	128.526	115.632	117.608	116.384	107.640	females
S teškim stambenim prilikama With serious housing problems	<b>svega</b>	<b>12.381</b>	<b>11.157</b>	<b>14.055</b>	<b>13.259</b>	<b>12.360</b>	<b>12.108</b>	<b>all</b>
	muški	6.604	6.101	7.183	5.602	5.729	5.660	males
	ženski	5.777	5.056	6.872	7.657	6.631	6.448	females
Vratile se s izdržavanja kazne Returned from imprisonment	<b>svega</b>	<b>185</b>	<b>187</b>	<b>207</b>	<b>173</b>	<b>190</b>	<b>254</b>	<b>all</b>
	muški	141	169	166	156	174	220	males
	ženski	44	18	41	17	16	34	females
Stradale u elementarnim nepogodama Suffered in natural disasters	<b>svega</b>	<b>234</b>	<b>150</b>	<b>201</b>	<b>334</b>	<b>233</b>	<b>247</b>	<b>all</b>
	muški	135	90	107	157	111	133	males
	ženski	99	60	94	177	122	114	females
Civilne žrtve rata Civil victims of war	<b>svega</b>	<b>3.564</b>	<b>3.565</b>	<b>3.532</b>	<b>3.983</b>	<b>3.353</b>	<b>3.204</b>	<b>all</b>
	muški	2.022	1.999	1.981	2.099	1.824	1.770	males
	ženski	1.542	1.566	1.551	1.884	1.529	1.434	females
Članovi obitelji civilnih žrtava rata Members of family of civilian victims of war	<b>svega</b>	<b>4.410</b>	<b>4.399</b>	<b>4.855</b>	<b>4.796</b>	<b>3.720</b>	<b>4.139</b>	<b>all</b>
	muški	1.790	1.785	1.970	2.014	1.397	1.641	males
	ženski	2.620	2.614	2.885	2.782	2.323	2.498	females
Kojima su potrebne usluge socijalnog rada In need of social welfare services	<b>svega</b>	<b>173.481</b>	<b>218.110</b>	<b>192.471</b>	<b>194.527</b>	<b>191.953</b>	<b>198.548</b>	<b>all</b>
	muški	86.277	98.898	88.282	89.436	86.190	101.436	males
	ženski	87.204	119.212	104.189	105.091	105.763	97.112	females
<b>BEZ SPECIFIČNE KATEGORIJE WITHOUT SPECIFIC CATEGORY</b>	<b>svega</b>	<b>11.589</b>	<b>7.851</b>	<b>8.690</b>	<b>11.454</b>	<b>19.192</b>	<b>17.226</b>	<b>all</b>
	muški	5.210	3.784	4.319	5.804	9.255	7.705	males
	ženski	6.379	4.067	4.371	5.650	9.937	9.521	females

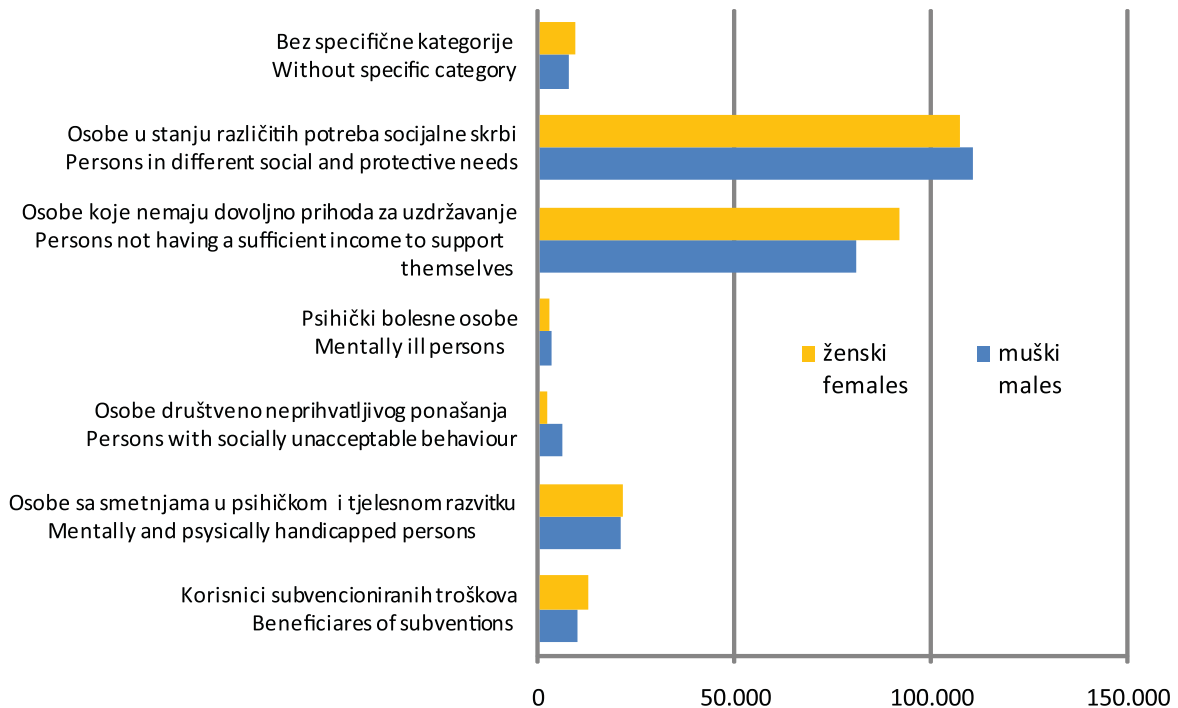
Grafik 4 / Graph 4

**Punoljetni korisnici socijalne skrbi prema spolu**  
**Adult beneficiaries of social welfare by sex**



Grafik 5 / Graph 5

**Punoljetni korisnici socijalne skrbi prema skupinama kategorija i spolu u 2008. godini**  
**Adult beneficiaries of social welfare by type of category and sex in 2008**



# 7. Punoljetni korisnici po kategorijama, spolu i godinama života u 2008. godini

## Adult beneficiaries by category, sex and age in 2008.

Kategorija korisnika Category of beneficiary		Starost / Age						
		18 - 21	22 - 26	27 - 45	46 - 59	60 - 65	65 +	
KORISNICI SUBVENCIONIRANIH TROŠKOVA BENEFICIARIES OF SUBVENTIONS	<b>svega</b>	<b>957</b>	<b>2.072</b>	<b>5.976</b>	<b>4.606</b>	<b>3.683</b>	<b>5.765</b>	<b>all</b>
	muški	502	790	2.617	2.156	1.559	2.568	males
	ženski	455	1.282	3.359	2.450	2.124	3.197	females
Subvencionirani troškovi stanarine, grijanja, sprovoda Subventions for rents, heating, funeral	<b>svega</b>	<b>957</b>	<b>2.072</b>	<b>5.976</b>	<b>4.606</b>	<b>3.683</b>	<b>5.765</b>	<b>all</b>
	muški	502	790	2.617	2.156	1.559	2.568	males
	ženski	455	1.282	3.359	2.450	2.124	3.197	females
OSOBE SA SMETNJAMA U PSIHIČKOM I TJELESNOM RAZVITKU MENTALLY AND PHYSICALLY HANDI- CAPPED PERSONS	<b>svega</b>	<b>2.840</b>	<b>4.093</b>	<b>9.349</b>	<b>9.710</b>	<b>7.313</b>	<b>9.060</b>	<b>all</b>
	muški	1.545	2.121	4.851	4.766	3.367	4.184	males
	ženski	1.295	1.972	4.498	4.944	3.946	4.876	females
S oštećenjem vida With visual impairment	<b>svega</b>	<b>236</b>	<b>347</b>	<b>572</b>	<b>776</b>	<b>787</b>	<b>1.313</b>	<b>all</b>
	muški	130	181	274	386	414	630	males
	ženski	106	166	298	390	373	683	females
S oštećenjem sluha With hearing impairment	<b>svega</b>	<b>165</b>	<b>284</b>	<b>530</b>	<b>685</b>	<b>688</b>	<b>647</b>	<b>all</b>
	muški	85	142	259	376	360	318	males
	ženski	80	142	271	309	328	329	females
S poremećajima u glasu i govoru With voice and speech impediments	<b>svega</b>	<b>106</b>	<b>150</b>	<b>244</b>	<b>295</b>	<b>217</b>	<b>239</b>	<b>all</b>
	muški	65	80	127	160	114	106	males
	ženski	41	70	117	135	103	133	females
Tjelesno invalidne osobe Physically disabled persons	<b>svega</b>	<b>668</b>	<b>1.001</b>	<b>2.783</b>	<b>3.919</b>	<b>3.190</b>	<b>5.069</b>	<b>all</b>
	muški	385	523	1.435	1.826	1.383	2.210	males
	ženski	283	478	1.348	2.093	1.807	2.859	females
Mentalno nedovoljno razvijene osobe Mentally disabled persons	<b>svega</b>	<b>978</b>	<b>1.468</b>	<b>3.614</b>	<b>2.592</b>	<b>1.273</b>	<b>1.025</b>	<b>all</b>
	muški	505	752	1.952	1.379	685	581	males
	ženski	473	716	1.662	1.213	588	444	females
S poremećajima u ponašanju i ličnosti With behavioural and personality disorders	<b>svega</b>	<b>221</b>	<b>337</b>	<b>497</b>	<b>316</b>	<b>228</b>	<b>126</b>	<b>all</b>
	muški	117	192	310	190	141	68	males
	ženski	104	145	187	126	87	58	females
S kombiniranim smetnjama With combined handicaps	<b>svega</b>	<b>611</b>	<b>756</b>	<b>1.434</b>	<b>1.291</b>	<b>1.085</b>	<b>721</b>	<b>all</b>
	muški	331	389	700	541	365	315	males
	ženski	280	367	734	750	720	406	females
OSOBE DRUŠTVENO NEPRI- HVATLJIVOG PONAŠANJA PERSONS WITH SOCIALLY UNACCEPT- ABLE BEHAVIOUR	<b>svega</b>	<b>1.395</b>	<b>1.584</b>	<b>2.181</b>	<b>1.716</b>	<b>804</b>	<b>497</b>	<b>all</b>
	muški	872	1.012	1.586	1.357	631	345	males
	ženski	523	572	595	359	173	152	females

Kategorija korisnika Category of beneficiary		Starost / Age						
		18 - 21	22 - 26	27 - 45	46 - 59	60 - 65	65 +	
Skлоне skitnji Inclined to vagrancy	<b>svoga</b>	<b>210</b>	<b>222</b>	<b>285</b>	<b>227</b>	<b>93</b>	<b>57</b>	<b>all</b>
	muški	114	124	149	139	52	32	males
	ženski	96	98	136	88	41	25	females
Skлоне prosjačenju Inclined to begging	<b>svoga</b>	<b>197</b>	<b>216</b>	<b>290</b>	<b>232</b>	<b>148</b>	<b>167</b>	<b>all</b>
	muški	75	87	148	122	78	68	males
	ženski	122	129	142	110	70	99	females
Skлоне prostituciji Inclined to prostitution	<b>svoga</b>	<b>99</b>	<b>130</b>	<b>127</b>	<b>29</b>	<b>0</b>	<b>1</b>	<b>all</b>
	muški	9	13	63	7	0	0	males
	ženski	90	117	64	22	0	1	females
Skлоне vršenju krivičnih djela Inclined to committing criminal acts	<b>svoga</b>	<b>466</b>	<b>422</b>	<b>507</b>	<b>279</b>	<b>103</b>	<b>33</b>	<b>all</b>
	muški	379	346	410	248	90	29	males
	ženski	87	76	97	31	13	4	females
Alkoholičari Alcoholics	<b>svoga</b>	<b>198</b>	<b>328</b>	<b>709</b>	<b>898</b>	<b>446</b>	<b>239</b>	<b>all</b>
	muški	155	250	614	794	398	216	males
	ženski	43	78	95	104	48	23	females
Narkomani Drug addicts	<b>svoga</b>	<b>225</b>	<b>266</b>	<b>263</b>	<b>51</b>	<b>14</b>	<b>0</b>	<b>all</b>
	muški	140	192	202	47	13	0	males
	ženski	85	74	61	4	1	0	females
PSIHIČKI BOLESNE OSOBE MENTALLY ILL PERSONS	<b>svoga</b>	<b>340</b>	<b>652</b>	<b>1.972</b>	<b>1.863</b>	<b>760</b>	<b>740</b>	<b>all</b>
	muški	189	382	1.006	981	409	390	males
	ženski	151	270	966	882	351	350	females
Skлоне različitim psihičkim oboljenjima Inclined to different mental diseases	<b>svoga</b>	<b>340</b>	<b>652</b>	<b>1.972</b>	<b>1.863</b>	<b>760</b>	<b>740</b>	<b>all</b>
	muški	189	382	1.006	981	409	390	males
	ženski	151	270	966	882	351	350	females
OSOBE KOJE NEMAJU DOVOLJNO PRIHODA ZA UZDRŽAVANJE PERSONS NOT HAVING A SUFFICIENT INCOME TO SUPPORT THEMSELVES	<b>svoga</b>	<b>9.351</b>	<b>14.526</b>	<b>30.928</b>	<b>39.324</b>	<b>39.149</b>	<b>40.237</b>	<b>all</b>
	muški	4.582	6.677	13.443	19.534	19.079	18.019	males
	ženski	4.769	7.849	17.485	19.790	20.070	22.218	females
Materijalno neobezbjeđene i za rad nesposobne osobe Financially unprovided persons and persons unable to work	<b>svoga</b>	<b>1.321</b>	<b>2.767</b>	<b>5.136</b>	<b>7.675</b>	<b>10.707</b>	<b>11.940</b>	<b>all</b>
	muški	733	1.442	2.392	3.448	5.106	5.134	males
	ženski	588	1.325	2.744	4.227	5.601	6.806	females
Stare osobe bez obiteljskog staranja Old persons without family care	<b>svoga</b>	<b>0</b>	<b>0</b>	<b>0</b>	<b>42</b>	<b>8.626</b>	<b>10.143</b>	<b>all</b>
	muški	0	0	0	36	4.207	3.997	males
	ženski	0	0	0	6	4.419	6.146	females
Kronično bolesne Chronically ill	<b>svoga</b>	<b>825</b>	<b>1.478</b>	<b>3.245</b>	<b>5.630</b>	<b>266</b>	<b>259</b>	<b>all</b>
	muški	421	680	1.442	2.780	85	94	males
	ženski	404	798	1.803	2.850	181	165	females
Osobe kojima je zbog osobitih okolnosti potrebna socijalna skrb Persons requiring social services due to specific circumstances	<b>svoga</b>	<b>1.665</b>	<b>2.859</b>	<b>7.751</b>	<b>9.381</b>	<b>5.322</b>	<b>5.348</b>	<b>all</b>
	muški	879	1.401	3.418	4.862	2.743	2.632	males
	ženski	786	1.458	4.333	4.519	2.579	2.716	females

Kategorija korisnika Category of beneficiary		Starost / Age						
		18 - 21	22 - 26	27 - 45	46 - 59	60 - 65	65 +	
Ostale osobe u stanju socijalne skrbi Other persons in need of social services	<b>svega</b>	<b>4.682</b>	<b>6.263</b>	<b>12.713</b>	<b>14.437</b>	<b>11.449</b>	<b>9.509</b>	<b>all</b>
	muški	2.285	2.769	5.498	7.660	6.060	4.865	males
	ženski	2.397	3.494	7.215	6.777	5.389	4.644	females
Korisnici humanitarne pomoći Beneficiaries of humanitarian aid	<b>svega</b>	<b>858</b>	<b>1.159</b>	<b>2.083</b>	<b>2.159</b>	<b>2.779</b>	<b>3.038</b>	<b>all</b>
	muški	264	385	693	748	878	1.297	males
	ženski	594	774	1.390	1.411	1.901	1.741	females
OSOBE U STANJU RAZLIČITIH POTREBA SOCIJALNE SKRBI PERSONS IN DIFFERENT SOCIAL AND PROTECTIVE NEEDS	<b>svega</b>	<b>25.267</b>	<b>28.565</b>	<b>54.982</b>	<b>45.668</b>	<b>25.810</b>	<b>38.208</b>	<b>all</b>
	muški	12.882	15.348	33.923	19.610	10.545	18.552	males
	ženski	12.385	13.217	21.059	26.058	15.265	19.656	females
S teškim stambenim prilikama With serious housing problems	<b>svega</b>	<b>640</b>	<b>1.502</b>	<b>3.188</b>	<b>2.901</b>	<b>2.330</b>	<b>1.547</b>	<b>all</b>
	muški	308	804	1.382	1.405	1.037	724	males
	ženski	332	698	1.806	1.496	1.293	823	females
Vratile se s izdržavanja kazne Returned from imprisonment	<b>svega</b>	<b>14</b>	<b>46</b>	<b>110</b>	<b>61</b>	<b>16</b>	<b>7</b>	<b>all</b>
	muški	12	39	96	51	15	7	males
	ženski	2	7	14	10	1	0	females
Stradale u elementarnim nepogodama Suffered in natural disasters	<b>svega</b>	<b>47</b>	<b>26</b>	<b>69</b>	<b>49</b>	<b>26</b>	<b>30</b>	<b>all</b>
	muški	33	9	41	30	8	12	males
	ženski	14	17	28	19	18	18	females
Civilne žrtve rata Civil victims of war	<b>svega</b>	<b>247</b>	<b>345</b>	<b>725</b>	<b>837</b>	<b>562</b>	<b>488</b>	<b>all</b>
	muški	167	199	380	429	311	285	males
	ženski	80	146	345	408	251	203	females
Članovi obitelji civilnih žrtava rata Members of family of civilian victims of war	<b>svega</b>	<b>300</b>	<b>378</b>	<b>715</b>	<b>1.044</b>	<b>838</b>	<b>864</b>	<b>all</b>
	muški	137	190	308	406	323	277	males
	ženski	163	188	407	638	515	587	females
Kojima su potrebne usluge socijalnog rada In need of social welfare services	<b>svega</b>	<b>24.019</b>	<b>26.268</b>	<b>50.175</b>	<b>40.776</b>	<b>22.038</b>	<b>35.272</b>	<b>all</b>
	muški	12.226	14.107	31.716	17.289	8.851	17.247	males
	ženski	11.793	12.161	18.459	23.487	13.187	18.025	females
BEZ SPECIFIČNE KATEGORIJE WITHOUT SPECIFIC CATEGORY	<b>svega</b>	<b>1.342</b>	<b>1.900</b>	<b>3.875</b>	<b>4.125</b>	<b>2.367</b>	<b>3.617</b>	<b>all</b>
	muški	724	957	1.658	1.854	940	1.572	males
	ženski	618	943	2.217	2.271	1.427	2.045	females

# 8. Oblici i usluge socijalne skrbi - maloljetni korisnici

## Forms and services of social welfare - minor beneficiaries

KATEGORIJA KORISNIKA CATEGORY OF BENEFICIARIES	2003	2004	2005	2006	2007	2008
<b>UKUPNO</b> TOTAL	61.462	111.365	71.915	76.670	79.093	72.775
<b>SKRBNIŠTVO I POSVOJENJE</b> GUARDING AND ADOPTION	5.178	5.404	4.471	5.285	4.650	3.234
Skrbnništvo Guardianship	2.684	2.920	2.056	4.044	2.009	1.744
Skrbnništvo za posebne slučajeve Guardianship for special cases	2.296	2.283	2.333	1.174	2.554	1.421
Usvojenje Adoption	198	201	82	67	87	69
<b>SMJEŠTAJ U USTANOVE</b> PLACEMENT IN INSTITUTIONS	2.340	2.196	2.323	2.276	2.160	1.839
U predškolske ustanove In pre-school institutions	45	48	142	285	110	36
U dom za djecu i mladež In institution for children and adolescents	157	150	129	160	187	150
U ustanovu za djecu bez roditeljskog staranja In institutions for children deprived of parental care	666	629	669	595	661	679
Smještaj u drugu obitelj With foster family	908	918	934	821	742	610
U učenički ili studentski dom In pupil or student hostel	121	62	80	59	66	80
U ustanovu za rehabilitaciju i skrb In institution for rehabilitation and care	287	219	208	177	241	158
U druge ustanove socijalne skrbi In other social welfare facilities	156	170	161	179	153	126
<b>ODGOJNE MJERE SKRBI I SIGURNOSTI PREMA MALOLJETNICIMA</b> EDUCATIONAL AND PROTECTIVE MEASURES TO MINORS	2.804	2.271	2.252	2.376	2.040	1.487
Sudski ukor Court reprimand	572	275	207	209	257	261
Pojačan nadzor roditelja ili staratelja Extensive surveillance by parents or guardians	525	620	601	634	738	572
Pojačan nadzor organa starateljstva Extensive surveillance by guardian organization	596	542	675	550	429	369
Pojačan nadzor u drugoj porodici Extensive surveillance in foster family	26	131	30	39	17	23
Upućivanje u disciplinski centar Assignment to disciplinary centre	18	10	4	35	-	17
Upućivanje u odgojnu organizaciju Assignment to organization for upbringing	35	44	27	52	32	26
Upućivanje u odgojno-popravni dom Assignment to correctional institution	14	15	6	15	15	18



KATEGORIJA KORISNIKA CATEGORY OF BENEFICIARIES	2003	2004	2005	2006	2007	2008
Upućivanje u maloljetnički pritvor Assignment to juvenile prison	12	16	19	13	23	13
Upućivanje u ustanovu za defektne maloljetnike Assignment to institution for defective minors	35	-	-	6	18	5
Ostale usluge Other services	971	618	683	823	511	183
<b>POMOĆ ZA OSPOSOBLJAVANJE I PRIVREDJIVANJE ASSISTANCE IN VOCATIONAL TRAINING</b>	276	334	637	375	506	326
Osposobljavanje za rad i privređivanje Vocational training	194	233	335	270	358	220
Pomoć za rehabilitaciju Assistance in rehabilitation	82	93	276	105	137	88
Uključivanje u radni odnos Employment	-	6	12	-	11	16
Uključivanje u ostale oblike rada (kućna radinost) Inclusion in other forms of work (working at home)	-	2	14	-	-	2
<b>NOVČANE POMOĆI ALLOWANCES</b>	6.859	6.954	9.004	7.188	10.281	11.916
Stalna novčana pomoć Permanent allowance	1.072	1.064	1.163	1.057	1.185	779
Izuzetna novčana pomoć Special allowance	526	376	355	275	344	227
Jednokratna novčana pomoć One-off allowance	2.887	2.431	4.128	3.124	3.564	3.514
Prava na dodatak za pomoć i njegu od strane drugih osoba Entitlement to additional allowance for assistance and care rendered by other persons	1.605	2.325	2.817	2.461	4.173	4.620
Pomoć za opremu djeteta samohranim nezaposlenim roditeljima Allowance to single unemployed parents for outfitting a child	769	758	541	271	1.015	2.776
<b>OSTALI OBLICI SKRBI I USLUGA OTHER FORMS OF PROTECTION AND SERVICES</b>	44.005	94.206	53.228	59.170	59.456	53.973
Zdravstvena skrb na teret općine ili centra Health care at the expense of municipality or social welfare centre	2.743	3.283	2.843	2.989	4.182	3.220
Pomoć u rješavanju stambenog pitanja Assistance in solving housing problems	156	144	236	110	101	187
Mirenje bračnih partnera Reconciliation of spouses	345	112	98	44	23	184
Njega i pomoć u kući Care and assistance rendered at home	38	47	71	3	89	152
Pomoć u sređivanju konfliktih okolnosti Assistance in conflict resolution	4.533	5.545	5.682	5.995	4.546	6.617
Usluge socijalnog i drugog stručnog rada Services of social and other professional work	22.781	68.141	32.626	39.976	44.941	38.937
Pomoć za prehranu, ogrjev, odjeću i obuću Allowances for food, fuel, clothing and footwear	13.409	16.934	11.672	10.053	5.574	4.676

## 9. Oblici i usluge socijalne skrbi - punoljetni korisnici

### Forms and services of social welfare - adult beneficiaries

Kategorija korisnika Category of beneficiaries	2003	2004	2005	2006	2007	2008
<b>UKUPNO TOTAL</b>	291.463	369.211	335.646	385.889	421.898	424.225
<b>SKRBNIŠTVO GUARDIANSHIP</b>	8.509	7.765	8.715	6.942	8.606	7.705
Skrbnništvo Guardianship	3.843	2.426	4.993	2.791	4.184	3.898
Skrbnništvo za posebne slučajeve Guardianship for special cases	4.666	5.339	3.722	4.151	4.422	3.807
<b>SMJEŠTAJ U USTANOVE PLACEMENT IN INSTITUTIONS</b>	1.595	1.893	1.848	1.987	1.895	1.933
U ustanovu za rehabilitaciju i skrb In institution for rehabilitation and care	355	227	251	307	252	266
U druge ustanove socijalne skrbi In other social welfare facilities	708	989	971	1.224	1.029	1.015
Smještaj u dom za stara osobe In institution for old persons	532	677	626	456	614	609
<b>POMOĆ ZA OSPOBLJAVANJE I PRIVREDJIVANJE ASSISTANCE IN VOCATIONAL TRAINING</b>	273	1.214	876	268	520	336
Osposobljavanje za rad i privređivanje Vocational training	133	407	178	65	97	74
Pomoć za rehabilitaciju Assistance in rehabilitation	40	578	562	54	46	54
Uključivanje u radni odnos Employment	78	178	87	130	212	194
Uključivanje u ostale oblike rada (kućna radinost) Inclusion in other forms of work (working at home)	22	51	49	19	165	14
<b>NOVČANE POMOĆI ALLOWANCES</b>	70.233	81.796	81.168	99.362	98.084	108.739
Stalna novčana pomoć Permanent allowance	16.022	17.214	15.463	13.819	13.768	16.718
Izuzetna novčana pomoć Special allowance	3.136	2.745	1.830	2.320	5.052	1.655
Jednokratna novčana pomoć One-off allowance	34.324	41.526	35.372	49.132	47.729	44.270
Prava na dodatak za pomoć i njegu od strane drugih osobe Entitlement to additional allowance for assistance and care rendered by other persons	15.135	18.726	26.901	29.404	27.492	41.220
Pomoć za opremu djeteta samohranim nezaposlenim roditeljima Allowance to single unemployed parents for outfitting a child	1.616	1.585	1.602	4.687	4.043	4.876

Kategorija korisnika Category of beneficiaries	2003	2004	2005	2006	2007	2008
<b>OSTALI OBLICI SKRBI I USLUGA</b> OTHER FORMS OF PROTECTION AND SERVICES	210.853	276.543	243.039	277.330	312.793	305.512
Zdravstvena skrb na teret općine ili centra Health care at the expense of municipality or social welfare centre	15.803	15.434	17.031	14.975	19.593	19.045
Pomoć u rješavanju stambenog pitanja Assistance in solving housing problems	1.113	1.586	857	572	879	607
Mirenje bračnih partnera Reconciliation of spouses	5.988	4.261	4.354	3.501	4.404	3.436
Njega i pomoć u kući Care and assistance rendered at home	1.220	1.309	2.590	972	1.101	1.113
Pomoć u sređivanju konfliktnih okolnosti Assistance in conflict resolution	10.179	9.965	19.240	11.082	23.173	9.814
Usluge socijalnog i drugog stručnog rada Services of social and other professional work	146.857	211.316	178.799	219.944	207.259	249.913
Pomoć za prehranu, ogrjev, odjeću i obuću Allowances for food, fuel, clothing and footwear	29.693	32.672	20.168	26.284	56.384	21.584



**USTANOVE SOCIJALNE SKRBI**

**SOCIAL WELFARE INSTITUTIONS**

## Domovi za djecu i mladež bez roditeljskog staranja <sup>1</sup>

### Institutions for children and adolescents without parental care <sup>1</sup>

# 10.

Korisnici po spolu i starosti  
Residents by sex and age

		Ukupno Total	Godine života korisnika / Age of residents					iznad 18 godina over 18 years	
			do 3 godine under 3 years	3 - 6	7 - 10	11 - 14	15 - 18		
2003	<b>svega</b>	603	96	76	94	87	167	83	<b>all</b>
	muški	345	53	43	50	48	98	53	males
	ženski	258	43	33	44	39	69	30	females
2004	<b>svega</b>	733	69	112	119	124	173	136	<b>all</b>
	muški	374	39	64	68	64	96	43	males
	ženski	359	30	48	51	60	77	93	females
2005	<b>svega</b>	721	66	96	124	123	143	169	<b>all</b>
	muški	362	36	61	76	65	78	46	males
	ženski	359	30	35	48	58	65	123	females
2006	<b>svega</b>	763	64	91	133	130	167	178	<b>all</b>
	muški	358	35	56	77	61	97	32	males
	ženski	405	29	35	56	69	70	146	females
2007	<b>svega</b>	790	96	78	128	144	165	179	<b>all</b>
	muški	384	59	45	85	75	83	37	males
	ženski	406	37	33	43	69	82	142	females
2008	<b>svega</b>	794	78	69	120	165	189	173	<b>all</b>
	muški	407	61	45	79	99	100	23	males
	ženski	387	17	24	41	66	89	150	females

<sup>1</sup> Distrikt Brčko nema podatke o domovima za djecu i mladež bez roditeljskog staranja  
District Brcko has no data on institutions for children and adolescents without parental care

## 11. Korisnici po roditeljima Residents by parents

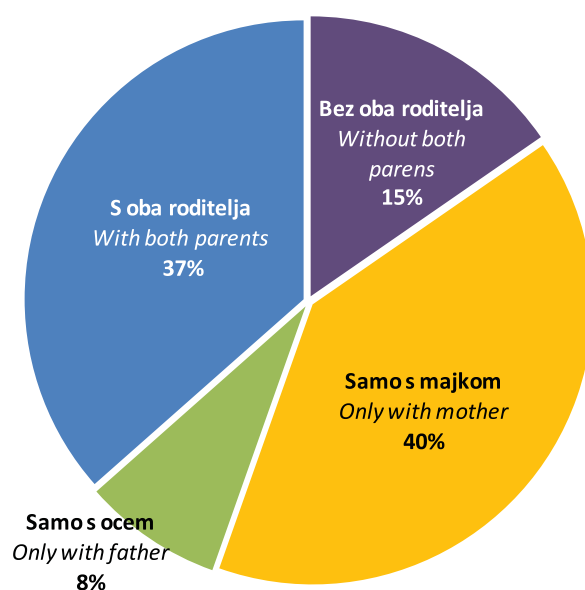
	2003	2004	2005	2006	2007	2008	
<b>UKUPNO</b>	603	733	721	763	790	794	<b>TOTAL</b>
Bez oba roditelja	125	117	108	138	136	122	Without both parents
Samo s majkom	248	342	331	312	324	318	Only with mother
Samo s ocem	58	67	71	72	74	64	Only with father
S oba roditelja	172	207	211	241	256	290	With both parents
od toga djeca razvedenih roditelja	72	100	114	130	137	144	of which, children of divorced parents

## 12. Struktura korisnika po roditeljima Structure of residents by parents

	2003	2004	2005	2006	2007	2008	
Bez oba roditelja	20,73	15,96	14,98	18,09	17,21	15,37	Without both parents
Samo s majkom	41,13	46,66	45,91	40,89	41,01	40,05	Only with mother
Samo s ocem	9,62	9,14	9,85	9,43	9,37	8,06	Only with father
S oba roditelja	28,52	28,24	29,26	31,59	32,41	36,52	With both parents

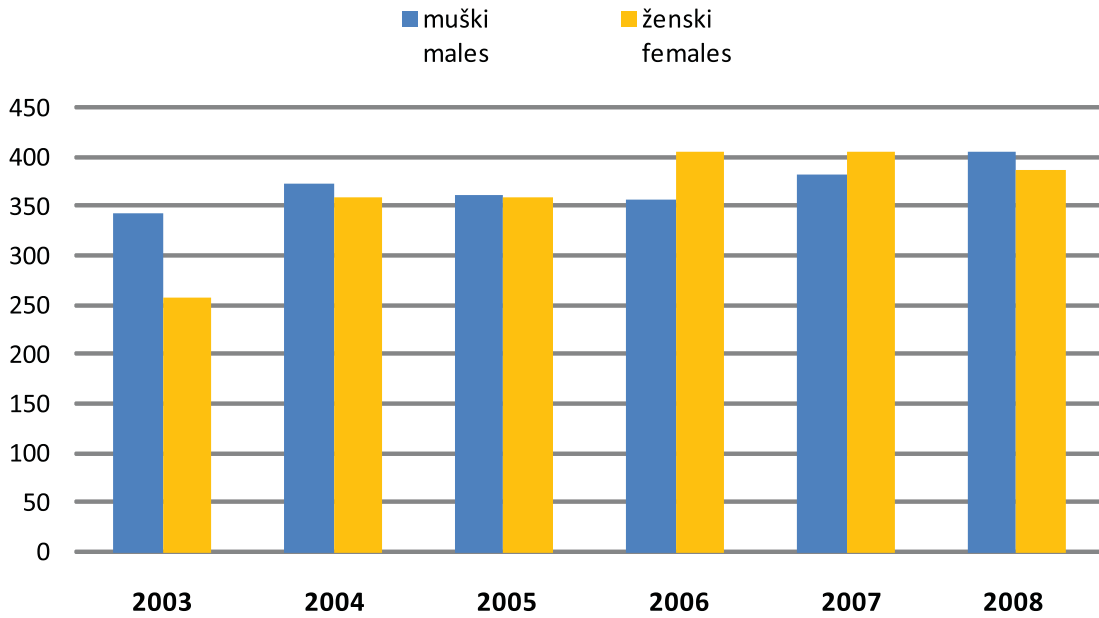
### Grafik 6 / Graph 6

**Struktura korisnika domova za djecu i mladež po roditeljima u 2008. godini**  
Structure of residents in institutions for children and adolescents in 2008



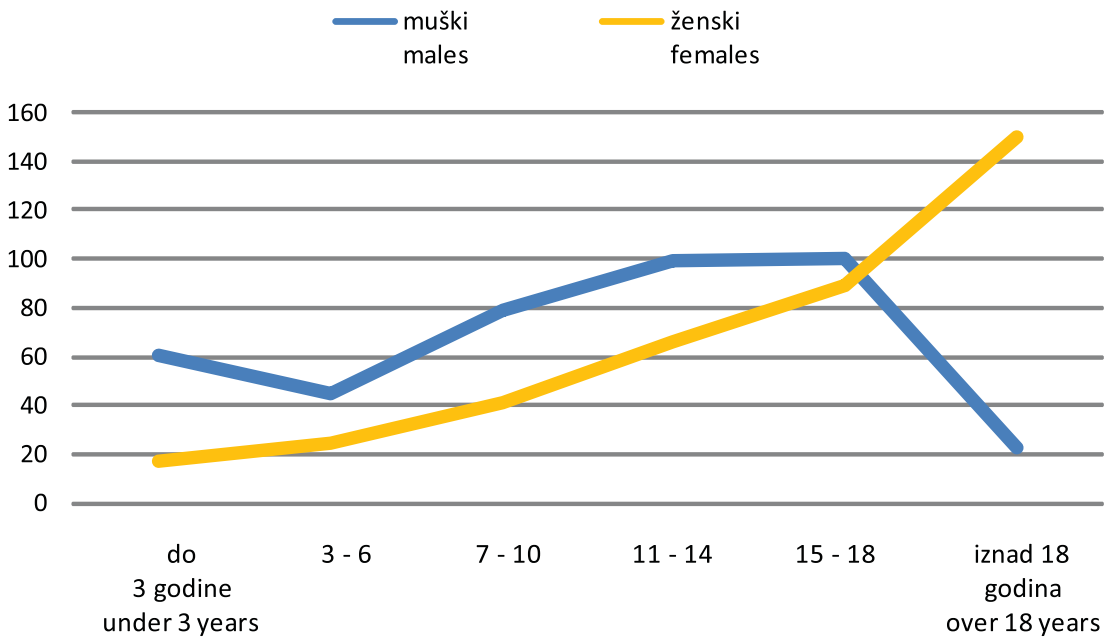
Grafik 7 / Graph 7

Korisnici domova za djecu i mladež bez roditeljskog staranja po spolu  
Residents of institutions for children and adolescents without parental care by sex



Grafik 8 / Graph 8

Korisnici domova za djecu i mladež bez roditeljskog staranja po starosti u 2008. godini  
Residents of institutions for children and adolescents without parental care by age in 2008





# 13.

## Korisnici po školovanju Residents by education

	Ukupno / Total	Vrsta škole koju pohađaju / Level of attended school			Ne pohađaju školu Not attending school	
		svega / all	osnovna škola basic school	srednja škola secondary school		viša škola ili fakultet higher school or university
2003	603	398	205	145	48	205
2004	733	453	251	190	12	280
2005	721	438	290	138	10	283
2006	763	464	308	147	9	299
2007	790	486	315	161	10	304
2008	794	518	354	158	6	276

# 14.

## Korisnici po plaćanju boravka u domu Residents by payment

	Ukupno / Total	Plaćaju boravak/ Paying for residence			Ne plaćaju boravak Not paying for residence
		svega / all	u cjelosti / completely	djelimično / partially	
2003	603	273	227	46	330
2004	733	358	231	127	375
2005	721	414	329	85	307
2006	763	421	349	72	342
2007	790	293	255	38	497
2008	794	207	149	58	587

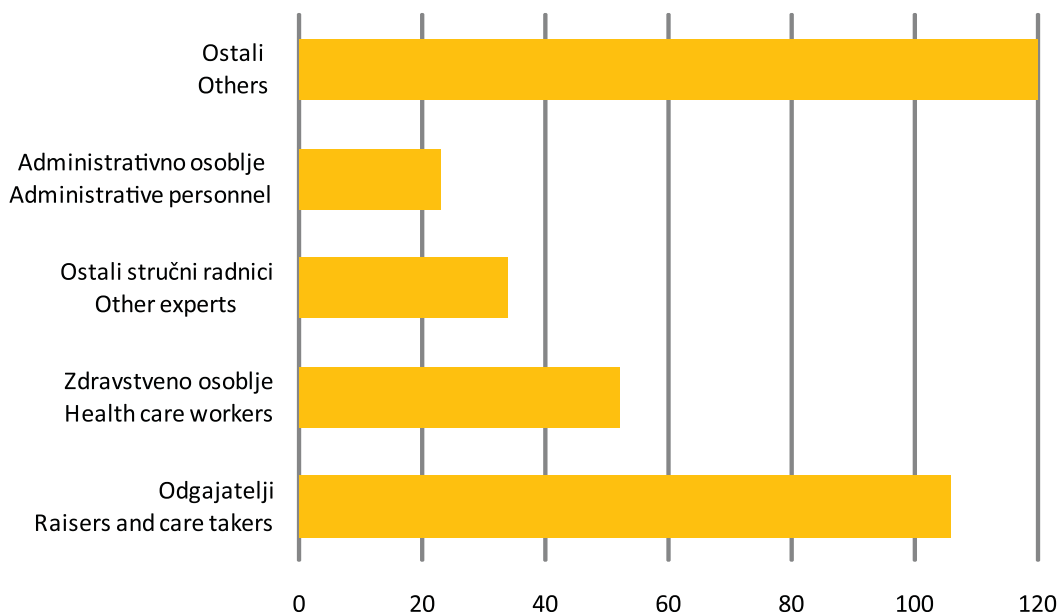
# 15. Zaposleni u domovima za djecu i mladež bez roditeljskog staranja

## Employees in institutions for children and adolescents without parental care

	2003	2004	2005	2006	2007	2008	
<b>UKUPNO</b>	252	297	302	309	325	341	<b>TOTAL</b>
muški	50	62	73	66	65	64	males
ženski	202	235	229	243	260	277	females
Odgajatelji	58	85	93	89	93	106	Raisers and care takers
Zdravstveno osoblje	42	50	48	47	54	52	Health care workers
Ostali stručni radnici	16	25	28	31	32	34	Other experts
Administrativno osoblje	22	23	23	25	23	23	Administrative personnel
Ostali	114	114	110	117	123	126	Others

### Grafik 9 / Graph 9

**Zaposleni u domovima za djecu i mladež bez roditeljskog staranja u 2008. godini**  
**Employees in institutions for children and adolescents without parental care in 2008**



## Ustanove socijalne skrbi za invalidnu djecu i mladež ometenu u psihičkom i tjelesnom razvitku <sup>2</sup>

### Social welfare institutions for physically and mentally handicapped children and adolescents <sup>2</sup>

# 16.

Korisnici po spolu i starosti  
Residents by sex and age

	Ukupno Total	Godine života korisnika / Age of residents							
		10 godina i mlađi 10 years and younger	11 - 13	14 - 15	16 - 17	18 - 21	iznad 21 godine over 21 years		
2003	<b>svega</b>	<b>1.493</b>	<b>133</b>	<b>177</b>	<b>121</b>	<b>100</b>	<b>160</b>	<b>802</b>	<b>all</b>
	muški	960	79	86	63	52	104	576	males
	ženski	533	54	91	58	48	56	226	females
2004	<b>svega</b>	<b>1.451</b>	<b>149</b>	<b>151</b>	<b>129</b>	<b>102</b>	<b>134</b>	<b>786</b>	<b>all</b>
	muški	878	80	73	75	46	87	517	males
	ženski	573	69	78	54	56	47	269	females
2005	<b>svega</b>	<b>1.482</b>	<b>130</b>	<b>149</b>	<b>125</b>	<b>100</b>	<b>144</b>	<b>834</b>	<b>all</b>
	muški	903	69	88	60	50	78	558	males
	ženski	579	61	61	65	50	66	276	females
2006	<b>svega</b>	<b>1.553</b>	<b>129</b>	<b>151</b>	<b>102</b>	<b>121</b>	<b>139</b>	<b>911</b>	<b>all</b>
	muški	954	64	94	44	59	72	621	males
	ženski	599	65	57	58	62	67	290	females
2007	<b>svega</b>	<b>1.511</b>	<b>111</b>	<b>128</b>	<b>104</b>	<b>113</b>	<b>158</b>	<b>897</b>	<b>all</b>
	muški	919	58	74	50	52	76	609	males
	ženski	592	53	54	54	61	82	288	females
2008	<b>svega</b>	<b>1.577</b>	<b>139</b>	<b>135</b>	<b>110</b>	<b>99</b>	<b>160</b>	<b>934</b>	<b>all</b>
	muški	956	76	78	53	49	75	625	males
	ženski	621	63	57	57	50	85	309	females

<sup>2</sup> Distrikt Brčko nema podatke o ustanovama socijalne skrbi za invalidnu djecu i mladež ometenu u psihičkom i tjelesnom razvitku

<sup>2</sup> District Brcko has no data on institutions for physically and mentally handicapped children and adolescents

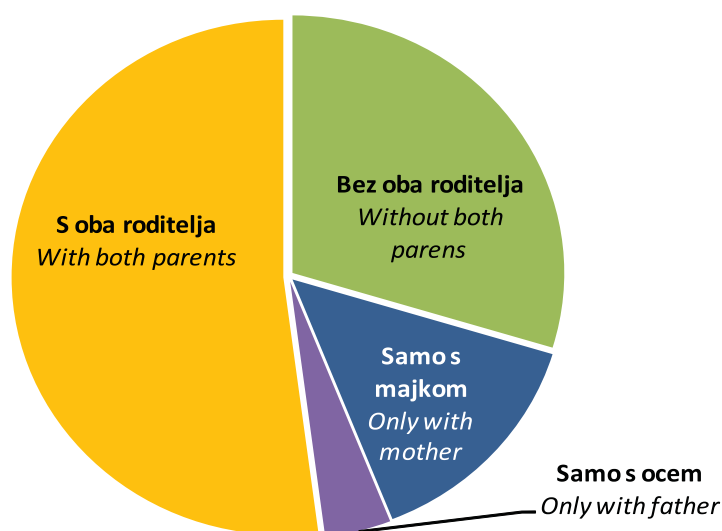
# 17.

## Korisnici po spolu i roditeljima Residents by sex and parents

	2003	2004	2005	2006	2007	2008	
<b>UKUPNO</b>	1.493	1.451	1.482	1.553	1.511	1.577	<b>TOTAL</b>
muški	960	864	903	954	919	958	males
ženski	533	587	579	599	592	619	females
<b>Bez oba roditelja</b>	217	450	471	464	471	468	<b>Without both parents</b>
muški	172	311	330	328	320	327	males
ženski	45	139	141	136	151	141	females
<b>Samo s majkom</b>	290	208	207	227	217	226	<b>Only with mother</b>
muški	201	125	122	140	122	133	males
ženski	89	83	85	87	95	93	females
<b>Samo s ocem</b>	73	50	47	89	59	62	<b>Only with father</b>
muški	44	26	24	53	31	27	males
ženski	29	24	23	36	28	35	females
<b>S oba roditelja</b>	913	743	757	773	764	821	<b>With both parents</b>
muški	543	402	427	433	446	471	males
ženski	370	341	330	340	318	350	females
<b>Od toga djeca razvedenih roditelja</b>	109	215	66	77	84	97	<b>Of which, children of divorced parents</b>
muški	63	134	43	54	58	68	males
ženski	46	81	23	23	26	29	females

### Grafik 10 / Graph 10

Korisnici po roditeljima u 2008. godini  
Residents by parents in 2008



## 18. Korisnici po pohađanju škole Residents by school attendance

	Ukupno / Total	Pohađaju / Attending		Osposobljavaju se za rad Attending vocational training	Ostala djeca i mladež Other children and adolescents
		osnovnu školu / basic school	srednju školu / secondary school		
2003	1.493	384	99	156	854
2004	1.451	330	93	149	879
2005	1.482	307	92	175	908
2006	1.553	306	93	123	1.031
2007	1.511	261	85	150	1.015
2008	1.577	287	89	166	1.035

## 19. Korisnici po plaćanju boravka Residents by payment

	Ukupno / Total	Plaćaju boravak / Paying for residence		Ne plaćaju boravak / Not paying for residence
		u cjelosti/completely	djelimično/partially	
2003	1.493	181	21	1.291
2004	1.451	144	55	1.252
2005	1.482	135	21	1.326
2006	1.553	68	93	1.392
2007	1.511	203	35	1.273
2008	1.577	90	42	1.445

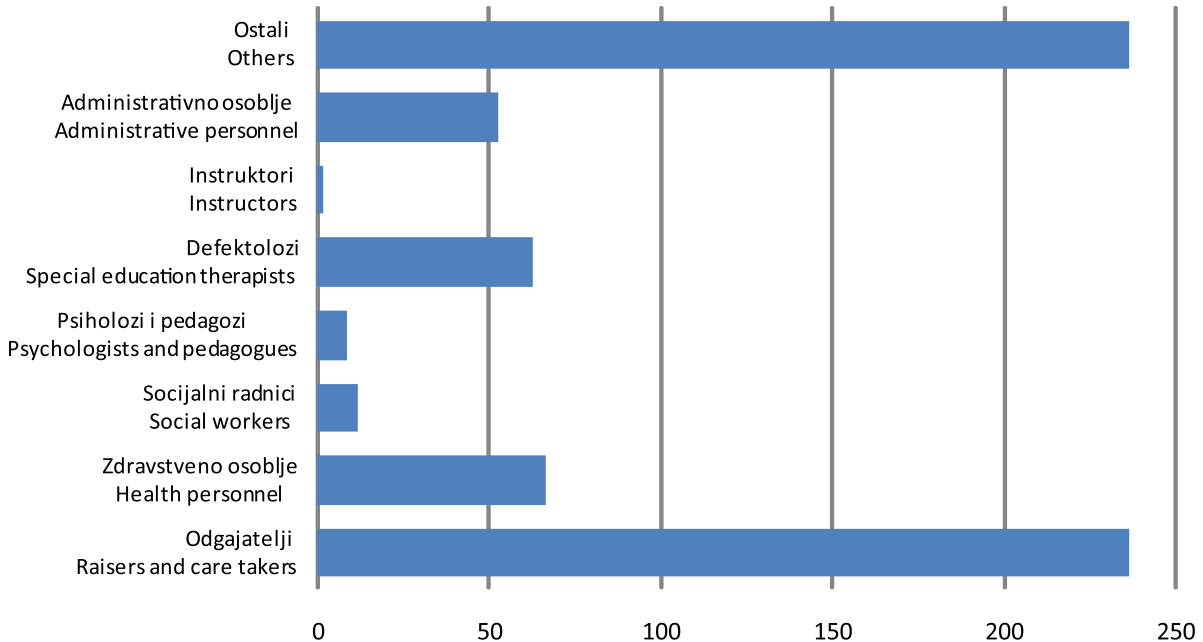
# 20. Zaposleni u ustanovama za invalidnu djecu i mladež ometenu u psihičkom i tjelesnom razvitku

Employees in institutions for physically and mentally handicapped children and adolescents

	2003	2004	2005	2006	2007	2008	
<b>UKUPNO</b>	551	580	621	625	655	680	<b>TOTAL</b>
Odgajatelji	159	89	214	185	223	237	Raisers and care takers
Zdravstveno osoblje	63	66	58	65	113	67	Health personnel
Socijalni radnici	9	10	11	10	12	12	Social workers
Psiholozi i pedagozi	12	11	8	8	9	9	Psychologists and pedagogues
Defektolozi	62	76	58	62	62	63	Special education therapists
Instruktori	-	6	7	7	3	2	Instructors
Administrativno osoblje	42	39	46	44	44	53	Administrative personnel
Ostali	204	283	219	244	189	237	Others

## Grafik II / Graph II

**Zaposleni u ustanovama za invalidnu djecu i mladež u 2008. godini**  
**Employees in institutions for handicapped children and adolescents in 2008**



## Ustanove socijalne skrbi za odrasle invalidne osobe <sup>3</sup>

### Social welfare institutions for adult handicapped persons <sup>3</sup>

## 21. Invalidi i rehabilitanti po invaliditetu

### Disabled and persons on rehabilitation by type of handicap

	Ukupno Total	Prema vrsti invaliditeta / By type of handicap				
		fizički invalidi physically disabled persons	s oštećenim vidom with visual impairments	s oštećenim sluhom with hearing impairment	psihički zaostali mentally retarded	ostali other
2003	641	60	427	103	9	42
2004	220	81	28	95	16	-
2005	251	78	74	90	9	-
2006	171	48	25	94	-	4
2007	171	49	24	95	-	3
2008	159	53	24	71	4	7

<sup>3</sup> Distrikt Brčko nema podatke o ustanovama socijalne skrbi za odrasle invalidne osobe

<sup>3</sup> District Brcko has no data on institutions for adult handicapped persons

## 22. Invalidi i rehabilitanti po pravnoj osnovi i razlogu korištenja ustanove

### Disabled and persons on rehabilitation by legal base and reason for institutionalisation

		Zaposleni invalidi Disabled persons employed			Rehabilitanti Persons on rehabilitation		
		svega/all	u zaštitnoj radionici in workshop	rade kod kuće working at home	svega/all	na stručnom osposobljavanju onvocational training	na prekvalifikaciji on training for new qualification
Ukupno Total	2003	206	206	-	435	435	-
	2004	197	192	5	62	62	-
	2005	141	135	6	107	107	-
	2006	144	137	7	27	27	-
	2007	164	145	1	25	21	4
	2008	140	139	1	19	19	-
Žene Female	2003	92	92	-	1	1	-
	2004	87	85	2	12	12	-
	2005	84	58	26	1	1	-
	2006	72	70	2	1	1	-
	2007	67	67	-	1	1	-
	2008	37	37	-	-	-	-

		Zaposleni invalidi Disabled persons employed			Rehabilitanti Persons on rehabilitation		
		svega/all	u zaštitnoj radionici in workshop	rade kod kuće working at home	svega/all	na stručnom osposobljavanju onvocational training	na prekvalifikaciji on training for new qualification
Vojne i civilne žrtve rata Military and civil victims of war	2003	10	10	-	-	-	-
	2004	9	7	2	-	-	-
	2005	9	6	3	-	-	-
	2006	10	6	4	-	-	-
	2007	8	7	1	2	2	-
	2008	27	16	11	-	-	-
Invalidi rada Invalids of work	2003	-	-	-	-	-	-
	2004	-	-	-	-	-	-
	2005	-	-	-	-	-	-
	2006	-	-	-	-	-	-
	2007	-	-	-	-	-	-
	2008	2	1	1	-	-	-
Ostali invalidi Other disabled persons	2003	196	196	-	402	402	-
	2004	188	185	3	3	3	-
	2005	132	129	3	51	51	-
	2006	134	131	3	1	1	-
	2007	138	138	-	5	1	4
	2008	188	122	66	1	1	-
Inval- idna djeca Disabled children	2003	-	-	-	33	33	-
	2004	-	-	-	59	59	-
	2005	-	-	-	56	56	-
	2006	-	-	-	62	62	-
	2007	18	-	-	52	52	-
	2008	-	-	-	53	53	-



## Ustanove socijalne skrbi za odrasla osobe Social welfare institutions for adult persons

### 23. Korisnici po starosti Residents by age

	Ukupno Total	Starost korisnika Age of residents							
		ispod 40 godina under 40 years	40 - 49	50 - 59	60 - 64	65 - 69	70 - 74	75 - 79	80 i više 80 and older
2003	2.131	102	214	270	232	367	312	295	339
2004	2.167	115	221	284	210	337	351	335	314
2005	2.294	131	198	257	234	376	413	359	326
2006	2.287	113	179	271	227	320	385	367	425
2007	2.574	126	205	299	250	343	486	436	429
2008	2.638	95	178	368	238	281	419	515	544

### 24. Korisnici po plaćanju boravka u domu Residents by payment

	Ukupno Total	Plaćaju boravak Paying for residence			Ne plaćaju boravak Not paying for residence
		svega / all	u cjelosti / completely	djelimično / partially	
2003	2.131	1.354	806	548	777
2004	2.167	1.631	975	656	536
2005	2.294	1.832	1.084	748	462
2006	2.287	1.819	1.005	814	468
2007	2.574	2.177	1.317	860	397
2008*	2.619	2.260	1.465	795	359

\* Distrikt Brčko nema podatke o korisnicima po plaćanju boravka za 2008. godinu

\* District Brcko does not have data on residents by payment for 2008

# 25.

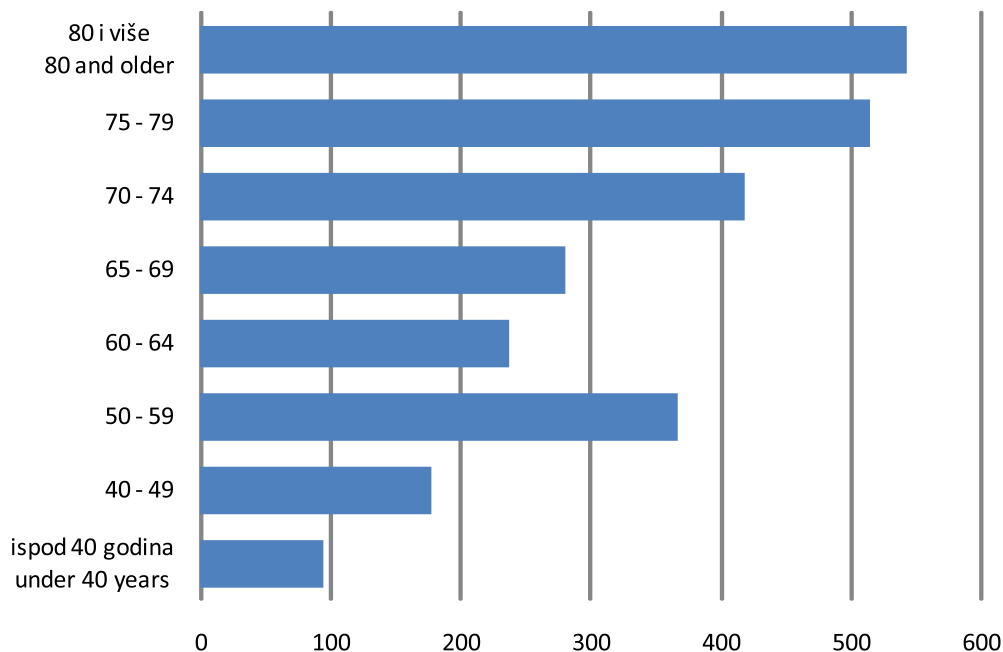
## Korisnici po razlogu smještaja

### Residents by reason for institutionalisation

		Svega All	Starost Old age	Teže kronično bolesni Severely chronically diseased	Duševne smetnje Mental handicaps	Tjelesni invaliditet Physical handicaps	Nesredene stambene prilike Housing troubles	Poremećeni odnosi u obitelji Disturbed family rela- tions	Ostalo Other
2003	svega all	2.131	448	652	519	317	152	35	8
	muški males	843	153	187	256	151	76	15	5
	ženski females	1.288	295	465	263	166	76	20	3
2004	svega all	2.167	441	711	478	295	154	34	54
	muški males	860	146	266	199	153	59	9	28
	ženski females	1.307	295	445	279	142	95	25	26
2005	svega all	2.294	454	675	560	311	224	36	34
	muški males	950	188	211	304	133	70	17	27
	ženski females	1.344	266	464	256	178	154	19	7
2006	svega all	2.287	609	687	504	234	182	35	36
	muški males	973	256	268	230	122	66	16	15
	ženski females	1.314	353	419	274	112	116	19	21
2007	svega all	2.574	658	884	507	244	154	38	89
	muški males	1.048	267	364	214	104	56	13	30
	ženski females	1.526	391	520	293	140	98	25	59
2008	svega all	2.638	698	914	562	217	188	36	23
	muški males	1.104	284	373	248	109	68	11	11
	ženski females	1.534	414	541	314	108	120	25	12

## Grafik 12 / Graph 12

**Korisnici ustanova socijalne skrbi za odrasle osobe po starosti u 2008. godini**  
Residents of social welfare institutions for adult persons by age in 2008



## Grafik 13 / Graph 13

**Korisnici ustanova socijalne skrbi za odrasle osobe po razlogu smještaja u 2008. godini**  
Residents of social welfare institutions for adult persons by reason of institutionalisation in 2008

