

**I N V E S T I C I J E  
GROSS FIXED CAPITAL FORMATION**



**2005**

**TEMATSKI BILTEN  
THEMATIC BULLETIN**

**T B**

**04**



**AGENCIJA ZA STATISTIKU BOSNE I HERCEGOVINE**  
*AGENCY FOR STATISTICS OF BOSNIA AND HERZEGOVINA*

**INVESTICIJE U 2004.**

*GROSS FIXED CAPITAL FORMATION IN 2004*

**Sarajevo, Prosinac /December 2005**

**Izdaje i tiska:**

*Published and printed by:*

**Agencija za statistiku Bosne i Hercegovine, Bosna i Hercegovina, Sarajevo, Zelenih beretki 26**

*Agency for Statistics of Bosnia and Herzegovina, Bosnia and Herzegovina, Sarajevo, Zelenih beretki 26*

**Odgovara:**

*Responsible:*

**Zdenko Milinović, ravnatelj**

*Zdenko Milinović, director*

**Podatke pripremile:**

*Data prepared by:*

**Dijana Mlikota, Ševala Abaz**

*Dijana Mlikota, Ševala Abaz*

**Izrada tabela i grafovs:**

*Graphs and tables prepared by:*

**Dijana Mlikota**

*Dijana Mlikota*

**Tehnički urednik:**

*Design and pre-press:*

**Milenko Stojanović, M.Sci**

*Milenko Stojanović, M.Sci*

**Molimo korisnike Biltena da prilikom uporabe podataka obvezatno navedu izvor**

*Users are kindly requested to mention data source*

## K A Z A L O / C O N T E N S

<b>PREDGOVOR</b>	<b>9</b>
<i>FOREWORD</i>	11
<b>KRATICE I ZNAKOVI</b>	<b>10</b>
<i>ABBREVIATIONS AND SYMBOLS</i>	12
<b>METODOLOŠKA OBJAŠNJENJA</b>	<b>13</b>
<i>NOTES ON METHODOLOGY</i>	17
<b>GRAFOVI</b>	<b>21</b>
<i>GRAPHS</i>	21
<b>RAZINA OBRADNE BOSNA I HERCEGOVINA <sup>1</sup></b>	<b>23</b>
<i>DATA PROCESSING - LEVEL BOSNIA AND HERZEGOVINA</i>	23
<b>1. Isplate za investicije u stalna sredstva po osnovnim izvorima financiranja, prema djelatnosti investitora (EU NACE Rev.1.1) u 2004. godini</b>	<b>24</b>
<i>Payments for gross fixed capital formation, by main forms of investment, by activity of investor (EU NACE Rev.1.1) in 2004</i>	24
<b>2. Vremenska razgraničenja između isplata za investicije i ostvarenih investicija 31.12.2004.godine</b>	<b>24</b>
<i>Time distinction between payment for gross fixed capital formation and realized gross fixed capital formation, by activity of investor (EU NACE Rev.1.1) on 31/12/2004</i>	25
<b>3.1 Tehnička struktura ostvarenih investicija u stalna sredstva, prema djelatnosti investitora (EU NACE Rev.1.1) u 2004. godini</b>	<b>26</b>
<i>Technical structure of gross fixed capital formation in fixed assets by activity of investor (EU NACE Rev.1.1) in 2004</i>	26
<b>3.2 Tehnička struktura ostvarenih investicija u <u>nova</u> stalna sredstva, prema djelatnosti investitora (EU NACE Rev.1.1) u 2004. godini</b>	<b>27</b>
<i>Technical structure of gross fixed capital formation in <u>new</u> fixed assets by activity of investor (EU NACE Rev.1.1) in 2004</i>	27
<b>3.5 Detaljna tehnička struktura ostvarenih investicija u stalna sredstva, prema djelatnosti investitora (EU NACE Rev.1.1) u 2004. godini</b>	<b>28</b>
<i>Detailed technical structure of gross fixed capital formation in fixed assets by activity of investor (EU NACE Rev.1.1) in 2004</i>	28
<b>3.6 Detaljna tehnička struktura ostvarenih investicija u <u>nova</u> stalna sredstva, prema djelatnosti investitora (EU NACE Rev.1.1) u 2004. godini</b>	<b>32</b>
<i>Detailed technical structure of gross fixed capital formation in <u>new</u> fixed assets by activity of investor (EU NACE Rev.1.1) in 2004</i>	32

<sup>1)</sup> Tabele 3.3 i 3.4 su obradne ali ne i publikacione tabele  
*3.3 and 3.4 are processed tables but not publication tables*

<b>4. Ostvarene investicije u <u>nova</u> stalna sredstva prema karakteru izgradnje i tehničkoj strukturi, prema djelatnosti investitora (EU NACE Rev.1.1) u 2004. godini</b>	<b>36</b>
<i>Gross fixed capital formation in <u>new</u> fixed assets, by kind of construction and technical composition; by activity of investor (EU NACE Rev.1.1) in 2004</i>	36
<b>5. Ostvarene investicije u <u>nova</u> stalna sredstva prema djelatnosti investitora i namjeni investicija (EU NACE Rev.1.1) u 2004. godini</b>	<b>38</b>
<i>Gross fixed capital formation in <u>new</u> fixed assets, by kind of construction and technical composition; by activity of investor (EU NACE Rev.1.1) in 2004</i>	38
<b>RAZINA OBRADE FEDERACIJA BOSNE I HERCEGOVINE</b>	<b>41</b>
<i>DATA PROCESSING - LEVEL FEDERATION OF BOSNIA AND HERZEGOVINA</i>	41
<b>1. Isplate za investicije u stalna sredstva po osnovnim izvorima financiranja, prema djelatnosti investitora (EU NACE Rev.1.1) u 2004. godini</b>	<b>42</b>
<i>Payments for gross fixed capital formation, by main forms of investment, by activity of investor (EU NACE Rev.1.1) in 2004</i>	42
<b>2. Vremenska razgraničenja između isplata za investicije i ostvarenih investicija 31.12.2004.godine</b>	<b>43</b>
<i>Time distinction between payment for gross fixed capital formation and realized gross fixed capital formation, by activity of investor (EU NACE Rev.1.1) on 31/12/2004</i>	43
<b>3.1 Tehnička struktura ostvarenih investicija u stalna sredstva, prema djelatnosti investitora (EU NACE Rev.1.1) u 2004. godini</b>	<b>44</b>
<i>Technical structure of gross fixed capital formation in fixed assets by activity of investor (EU NACE Rev.1.1) in 2004</i>	44
<b>3.2 Tehnička struktura ostvarenih investicija u <u>nova</u> stalna sredstva, prema djelatnosti investitora (EU NACE Rev.1.1) u 2004. godini</b>	<b>45</b>
<i>Technical structure of gross fixed capital formation in <u>new</u> fixed assets by activity of investor (EU NACE Rev.1.1) in 2004</i>	45
<b>4. Ostvarene investicije u <u>nova</u> stalna sredstva prema karakteru izgradnje i tehničkoj strukturi, prema djelatnosti investitora (EU NACE Rev.1.1) u 2004. godini</b>	<b>46</b>
<i>Gross fixed capital formation in <u>new</u> fixed assets, by kind of construction and technical composition; by activity of investor (EU NACE Rev.1.1) in 2004</i>	46
<b>RAZINA OBRADE REPUBLIKA STRPSKA</b>	<b>49</b>
<i>DATA PROCESSING – LEVEL REPUBLIC OF SRPSKA</i>	49
<b>1. Isplate za investicije u stalna sredstva po osnovnim izvorima financiranja, prema djelatnosti investitora (EU NACE Rev.1.1) u 2004. godini</b>	<b>50</b>
<i>Payments for gross fixed capital formation, by main forms of investment, by activity of investor (EU NACE Rev.1.1) in 2004</i>	50

2.	<b>Vremenska razgraničenja između isplata za investicije i ostvarenih investicija 31.12.2004.godine</b>	<b>51</b>
	<i>Time distinction between payment for gross fixed capital formation and realized gross fixed capital formation, by activity of investor (EU NACE Rev.1.1) on 31/12/2004</i>	51
3.1	<b>Tehnička struktura ostvarenih investicija u stalna sredstva, prema djelatnosti investitora (EU NACE Rev.1.1) u 2004. godini</b>	<b>52</b>
	<i>Technical structure of gross fixed capital formation in fixed assets by activity of investor (EU NACE Rev.1.1) in 2004</i>	52
3.2	<b>Tehnička struktura ostvarenih investicija u <u>nova</u> stalna sredstva, prema djelatnosti investitora (EU NACE Rev.1.1) u 2004. godini</b>	<b>53</b>
	<i>Technical structure of gross fixed capital formation in <u>new</u> fixed assets by activity of investor (EU NACE Rev.1.1) in 2004</i>	53
4.	<b>Ostvarene investicije u <u>nova</u> stalna sredstva prema karakteru izgradnje i tehničkoj strukturi, prema djelatnosti investitora (EU NACE Rev.1.1) u 2004. godini</b>	<b>54</b>
	<i>Gross fixed capital formation in <u>new</u> fixed assets, by kind of construction and technical composition; by activity of investor (EU NACE Rev.1.1) in 2004</i>	54
	<b>RAZINA OBRADE BRČKO DISTRIKT</b>	<b>57</b>
	<i>DATA PROCESSING – LEVEL BRCKO DISTRICT</i>	57
1.	<b>Isplate za investicije u stalna sredstva po osnovnim izvorima financiranja, prema djelatnosti investitora (EU NACE Rev.1.1) u 2004. godini</b>	<b>58</b>
	<i>Payments for gross fixed capital formation, by main forms of investment, by activity of investor (EU NACE Rev.1.1) in 2004</i>	58
2.	<b>Vremenska razgraničenja između isplata za investicije i ostvarenih investicija 31.12.2004.godine</b>	<b>59</b>
	<i>Time distinction between payment for gross fixed capital formation and realized gross fixed capital formation, by activity of investor (EU NACE Rev.1.1) on 31/12/2004</i>	59
3.1	<b>Tehnička struktura ostvarenih investicija u stalna sredstva, prema djelatnosti investitora (EU NACE Rev.1.1) u 2004. godini</b>	<b>60</b>
	<i>Technical structure of gross fixed capital formation in fixed assets by activity of investor (EU NACE Rev.1.1) in 2004</i>	60
3.2	<b>Tehnička struktura ostvarenih investicija u <u>nova</u> stalna sredstva, prema djelatnosti investitora (EU NACE Rev.1.1) u 2004. godini</b>	<b>61</b>
	<i>Technical structure of gross fixed capital formation in <u>new</u> fixed assets by activity of investor (EU NACE Rev.1.1) in 2004</i>	61
4.	<b>Ostvarene investicije u <u>nova</u> stalna sredstva prema karakteru izgradnje i tehničkoj strukturi, prema djelatnosti investitora (EU NACE Rev.1.1) u 2004. godini</b>	<b>62</b>
	<i>Gross fixed capital formation in <u>new</u> fixed assets, by kind of construction and technical composition; by activity of investor (EU NACE Rev.1.1) in 2004</i>	62





## **P R E D G O V O R**

U ovoj publikaciji sadržan je dio obrađenih podataka prikupljenih Godišnjim izvještajem za investicije u 2004. godini, za pravne osobe registrirane na teritoriji Bosne i Hercegovine.

U pripremi i provođenju istraživanja, obradi i publiciranju prikupljenih podataka sudjelovali su: Agencija za statistiku Bosne i Hercegovine, Federalni zavod za statistiku Federacije Bosne i Hercegovine, Republički zavod za statistiku Republike Srpske i Podružnica Brčko.

Istraživanje je provedeno na teritoriji cijele Bosne i Hercegovine jedinstvenim obrascem, koji je nastao kao rezultat zajedničkog rada predstavnika svih statističkih institucija.

Obuhvaćeni su podaci o isplatama za investicije po osnovnim izvorima financiranja, ostvarenim ukupnim investicijama i ostvarenim investicijama u nova stalna sredstva, prikazana prema karakteru gradnje i tehničkoj strukturi, djelatnosti i sjedištu investitora, te prema djelatnosti namjene i lokaciji investicijskog objekta.

Obrada je izvršena za razinu Bosne i Hercegovine, razinu Entiteta i Brčko Distrikta, sukladno donesenim Metodološkim uputama.

Ravnatelj

**KRATICE:**

<b>INV-01</b>	- Godišnji izvještaj o investicijama
<b>SNA</b>	- System of National Accounts
<b>ESA</b>	- European system of accounts
<b>BiH</b>	- Bosna i Hercegovina
<b>RS</b>	- Republika Srpska
<b>FBiH</b>	- Federacija Bosne i Hercegovine
<b>BD</b>	- Brčko Distrikt
<b>EU NACE Rev.1.1</b>	- Classification of Economic Activities in the European Community

**ZNAKOVI:**

-	- nema pojave
<b>0</b>	- podatak je manji od 0,5 upotrebene mjerne jedinice
...	- ne raspolaže se podatkom

## **FOREWORD**

*This publication includes part of the processed data collected by Gross fixed capital formation in 2004 - Annual report, filled by the legal entities registered in Bosnia and Herzegovina.*

*In preparation and conducting of survey, processing and publishing collected data participated: Agency for Statistics of Bosnia and Herzegovina, Federal Office for Statistics of Federation of Bosnia and Herzegovina, Republic Srpska Institute of Statistics and Brunch Office Brcko.*

*The survey has been conducted on the whole territory of Bosnia and Herzegovina by using identical form which was result of common work all statistical institutions.*

*Included are data on payments for gross fixed capital formation for main sources of financing, realized gross fixed capital formation and realized gross fixed capital formation in new fixed assets, presented by kind of construction and technical composition, by activity and place of investors, by purpose and place of investment.*

*Data processing has been done for the level Bosnia and Herzegovina, the Entities levels and Brcko District according to the adopted Methodological directions.*

*Director*

## **ABBREVIATIONS:**

<b>INV-01</b>	- <i>Annual report on gross fixed capital formation in fixed assets</i>
<b>SNA</b>	- <i>System of National Accounts</i>
<b>ESA</b>	- <i>European system of accounts</i>
<b>BH</b>	- <i>Bosna and Herzegovina</i>
<b>RS</b>	- <i>Republic of Srpska</i>
<b>FBH</b>	- <i>Federation of Bosnia and Herzegovina</i>
<b>BD</b>	- <i>Brcko District</i>
<b>EU NACE Rev.1.1</b>	- <i>Classification of Economic Activities in the European Community</i>

## **SYMBOLS**

-	- <i>no occurrence</i>
0	- <i>value less than 0,5 of the unit of measure used</i>
...	- <i>data not available</i>

## **METODOLOŠKA OBJAŠNJENJA**

### **Izvori i metode prikupljanja podataka**

Podaci o isplaćenim sredstvima i ostvarenim investicijama pravnih osoba rezultat su godišnjeg istraživanja statističkih institucija Bosne i Hercegovine. Prikupljaju se posebnim godišnjim izvještajem "Godišnji izvještaj o investicijama" INV- 01, od svih pravnih osoba registriranih na teritoriju Bosne i Hercegovine, a neposredni su investitori i/ili vode nabavljena stalna sredstva u poslovnim knjigama.

Pod pojmom pravne osobe podrazumijevaju se:

- a) nefinancijska poduzeća,
- b) financijska poduzeća,
- c) proračunski korisnici,
- d) neprofitne organizacije.

Obrazac INV-01 je usuglašen sa međunarodnim statističkim standardima i metodologijama, tj. Europskim sustavom nacionalnih računa (European System of Accounts ESA – 1995) i Sustavom nacionalnih računa UN-a (System of National Accounts – SNA 1993).

### **Obuhvat i usporedivost**

Osnovni cilj istraživanja "Godišnji izvještaj o investicijama" (INV-01) je prikupljanje podataka čijom će se obradom, sukladno zahtjevima nacionalnih računa, omogućiti obračun bruto domaćeg proizvoda rashodnim pristupom, utvrđivanje udijela investicija u bruto domaćem proizvodu, kompiliranje kapitalnog računa i sl.

Obzirom da bruto investicije, sukladno Europskom sustavu računa, obuhvaćaju bruto investicije u stalna sredstva, promjenu zaliha i neto nabavku dragocjenosti, napominjemo da se ovim istraživanjem prikupljaju samo podaci o bruto investicijama u stalna sredstva i neto nabavkama dragocjenosti pravnih osoba.

Ne obuhvaćaju se ni investicije naših pravnih osoba u inozemstvu, osim na ona područja koja se koriste po ugovoru (veleposlanstva, vojne baze i sl.), kao i ulaganja u poslovne jedinice u inozemstvu.

Istraživanje je provedeno na potpunom obuhvatu pravnih osoba. Distribuciju obrasca i prikupljanje podataka organizirali su i obavili Federalni zavod za statistiku Federacije Bosne i Hercegovine, Republički zavod za statistiku Republike Srpske i Agencija za statistiku Bosne i Hercegovine – Podružnica Brčko, sukladno registrima pravnih osobama koji se vode na tim dijelovima Bosne i Hercegovine.

Klasifikacija podataka prikupljenih ovim istraživanjem vrši se na dva načina i to:

- prema pretežnoj djelatnosti i sjedištu investitora, odnosno po tzv. "organizacijskom principu",
- prema namjeni investicije, odnosno prema principu tzv. "čistih djelatnosti".

Podaci razvrstani prema tzv. "organizacijskom principu" pokazuju koja pravna lica (iz koje djelatnosti) investiraju, a podaci razvrstani prema principu tzv. "čiste djelatnosti" pokazuju u šta se i gdje ulaže ( u koju djelatnost i na kojoj teritoriji).

Obrada podataka se vrši sukladno Europskoj klasifikaciji djelatnosti NACE Rev.1.1 za razinu dvije brojčane oznake.

Podaci se publikuju za razinu jedne slovne oznake, osim za djelatnosti C-Rudarstvo i D-Prerađivačka industrija, gdje se publikuje i razina dvije slovne oznake.

Obrada prikupljenih podataka na teritorijalnom principu se vrši za razinu Entiteta, Brčko Distrikta i Bosnu i Hercegovinu.

Svi podaci su iskazani u tekućim cijenama.

## **Definicije**

**Investicije u stalna sredstva** podrazumijevaju nabave poduzeća i drugih organizacija radi dobivanja nove imovine, povećanja vrijednosti ili zamjene postojećih stalnih sredstava (stambene zgrade, ostale zgrade i građevine, oprema i uređaji trajnijeg karaktera, pošumljavanje i podizanje dugogodišnjih nasada, rudarska i mineralna istraživanja, softveri i sl.).

Nabavljena stalna sredstva mogu biti kupljena u zemlji i inozemstvu; nabavljena putem financijskog lizinga; mogu biti stečena trampom; primljena kao kapitalni transfer u naturi ili proizvedena i zadržana za vlastitu upotrebu.

Obuhvaćaju se sve vrste ulaganja u nove kapacitete, te za proširenje, rekonstrukciju i modernizaciju postojećih i zamjenu zastarjelih, istrošenih ili uništenih kapaciteta.

Nisu obuhvaćena ulaganja u međufaznu potrošnju, redovito i tekuće održavanje, popravci, nabavka oružja, nabavka stalnih sredstava putem operativnog lizinga, promjene zaliha, nabavka stalnih sredstava za potrebe finalne potrošnje kućanstava, vlasnički dobiti i gubici na stalnim sredstvima nastali kao posljedica nepogoda.

**Isplate za investicije u stalna sredstva** predstavljaju novčana ulaganja u toku izvještajne godine, bez obzira na vrijeme kada je izvršena izgradnja, izrada ili nabava stalnih sredstava.

**Ostvarene investicije** predstavljaju vrijednost fizički realizirane izgradnje, izrade ili nabave stalnih sredstava tijekom izvještajne godine, bez obzira na to jesu li stalna sredstva završena i da li je i kada izvršena njihova isplata.

**Ostvarene investicije u nova stalna sredstva** odnose se na onaj dio stalnih sredstava koji je nabavljen neposredno od izvođača građevinskih radova odnosno proizvođača opreme ili proizveden u vlastitoj režiji, odnosno ona investiciona dobra koja još nisu bila predmet kupoprodaje između neposrednih korisnika tih dobara.

Uključuje se i rabljena oprema nabavljena u inozemstvu, jer utiče na povećanje nacionalnog bogatstva u zemlji. Nije uključena vrijednost otkupa zemljišta, nego samo troškovi prijenosa vlasništva zemljišta.

**Investicije u nove kapacitete** su ulaganja u izgradnju novih samostalnih jedinica, pogona, puteva, kojih ranije nije bilo ili su imali drugačiju namjenu. Kao novi kapacitet se smatra: cjelokupan objekt kao ekonomska cjelina, dio objekta koji nakon izgradnje djeluje kao ekonomsko tehnička cjelina, nastavak gradnje ili opremanje ranije obustavljenih objekata; ulaganja u dugogodišnje zasade; osnovno stado; nove saobraćajnice i sl.

**Investicije za proširenje, rekonstrukciju i modernizaciju** su ulaganja u postojeće kapacitete radi povećanja obima proizvodnje ili usluga, radi promjene tehnologije u proizvodnji; proširenje ili preuređenje već postojećeg objekta, ili nabavka novih stalnih sredstava u okviru postojeće radne jedinice.

**Investicije u održavanje postojećih kapaciteta** su ulaganja radi zamjene zastarjelih ili istrošenih stalnih sredstava, intenzivnije ili racionalnije proizvodnje, ali ne da bi se proširili raspoloživi kapaciteti ili bitno mijenjala sadašnja tehnologija.

**Investicije u građevinske objekte** obuhvaćaju vrijednost objekta i opreme koja je ugrađena u građevinske objekte (elektro instalacije, instalacije centralnog grijanja, dizala i sl.) i projekti za njih.

**Investicije u opremu** obuhvaćaju i troškove montaže, prijevoza, carine i osiguranja i druge troškove prijenosa vlasništva.

**Investicijama u ostalo** podrazumijevaju se ulaganja u osnovno stado, pošumljavanje i dugogodišnje zasade, rudarska i mineralna istraživanja, softvere kupljene ili vlastito razvijene, nabavku književnih i umjetničkih originala, izradu studija, elaborata i sl.





## **NOTES OF METHODOLOGY**

### **Sources and methods of data collecting**

*Data on payments and realized gross fixed capital formation in legal entities are the result of the annual data collection by statistical institutions of Bosnia and Herzegovina. They are collected by a separate Annual report on gross fixed capital formation in fixed assets (INV-01 Form), by all legal entities registered in Bosnia and Herzegovina, if they are direct investors and, or acquired fixed assets record in balance sheet.*

*Under concept legal entities are meant:*

- a) non-financial enterprises,*
- b) financial enterprises,*
- c) budget beneficiaries,*
- d) non-profit organizations.*

*INV-01 Form is adapted to the international statistical standards and methodologies, that is, to the European System of Account ESA 1995, and System of National Accounts SNA 1993.*

### **Coverage and comparability**

*The main aim of Annual report on gross fixed capital formation in fixed assets (INV-01 Form) is collecting data in order to enable, within the system of national accounts, calculation of the gross domestic product by a consumption method, establishment of the share of gross fixed capital formation in the GDP, calculation of capital account, etc.*

*Regard that gross fixed capital formation, according to the European system of accounts, includes gross fixed capital formation in fixed assets, changes in inventories and net acquisitions of valuables, we notice that with this survey only data on gross fixed capital formation in fixed assets have been collected.*

*Included is not also gross investment abroad except on territory that is used under contract (embassies, military base etc.) and investment in local kind of activity unit abroad.*

*The survey has been conducted on the full scope of legal entities. Distribution of forms and collecting data have been done by Federal office for statistics of Federation of Bosnia and Herzegovina, Republic Srpska Institute of statistics and Brunch office Brcko, in line with registers of legal entities those are led in their offices.*

*Data classification collected with this survey has been done using two principles:*

- by the main activity and location of investors – so called organizational principle,*
- by the purpose of investment – so called kind of activity and territory principle.*

*Data classified in line with organizational principle shows which legal entities (from which activities) are investors. Data classified in line with kind of activity and territory principle shows in which activity and territory investment has been done.*

*Data processing has been done according to the European Statistical classification of economic activities NACE Rev.1.1 on the division level.*

*Data are published on the section level except for C – Mining and D – Manufacturing on the subsection level.*

*Data processing has been done on entities level, Brcko District level and country as whole.*

*All data are given in current prices.*

## **Definitions**

**Gross fixed capital formation in fixed assets** include purchase of enterprises and other organizations (legal entities) aimed at getting new fixed assets, increasing the value or replacing already existing fixed assets (residential buildings, other buildings and edifices, permanent equipment and installations, afforestation and planting of long-standing plantations, mining and mineral research, software, etc.).

*Provided capital formation assets can be purchased in the country and abroad; obtained by financial lease or by barter, as a capital transfer in kind or self produced and kept for own needs.*

*Included are all kinds of formation in new capacities, in enlargement, reconstruction and modernization of existing and substitution of obsolete, worn-out or damaged capacities.*

*It does not include investment in intermediate consumption, regular and current maintenance, military weapons, obtaining of fixed assets by operative lease, purchase of fixed assets for final consumption of households, holding gains and losses in fixed assets arose as result of disasters.*

**Payment for gross fixed capital formation** are monetary investments in the year in which the payments were actually made, irrespective of the time when construction or purchase have been done.

**Gross fixed capital formation** represents the value of physically materialized construction, production or purchase fixed assets throughout a reported year, irrespective of whether they were finished or when the payment was executed.

**Realized gross fixed capital formation in new fixed assets** are related to the part of fixed assets that has been purchased directly from the contractor or producer of the equipment or self-produced, that is related to gross fixed capital formation assets still out of buying and selling transactions among users.

*It is included used assets purchased abroad since it directly influences on nation's affluence.*

*It is not included the purchase value of land than only the costs of property transfer.*

**Gross fixed capital formation in new fixed assets** is investing in building up of new independent organizations, sections, roads that did not exist, or they had different purpose. As new capacities are considered whole project as economic unit; a part of project that after building up exist as

*economic and technical unit, continuation of building up or equipping capital projects stopped in the past; investing in planting of long-standing plantations and breeding stock; new roads etc.*

***Gross fixed capital formation for enlargement, reconstruction and renovation*** are investments in already existing capacities, in order to enlarge the scope of production or services provision, change in technology; enlargement or renovation of the existing constructions, purchase of new fixed assets in the existing organizational unit.

***Gross fixed capital formation for keeping of existing equipment*** are investments in order to change obsolete or worn-out fixed assets, intensify and rationalize production, without expending existing capacities or making more considerable change in the current production technology.

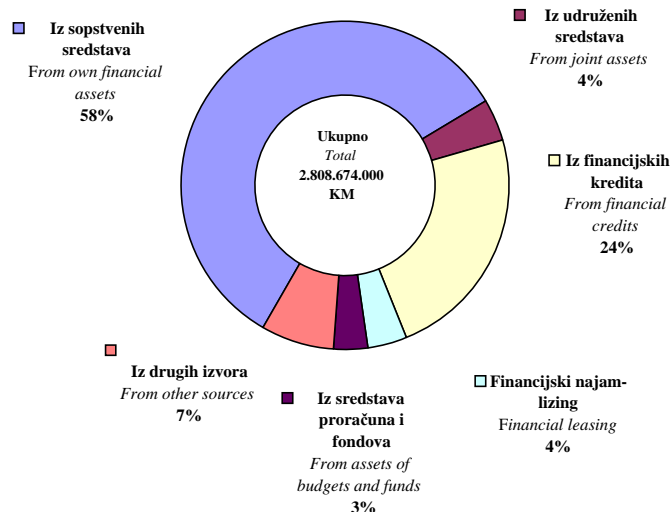
***Gross capital formation for construction works*** includes the value of construction and equipment built-in into constructions (electro installations, central heating installations, lifts etc.) and related projects.

***Gross fixed capital formation for equipment*** includes all expenses for fitting, transportation, custom duties, insurance costs and other costs for property transfer.

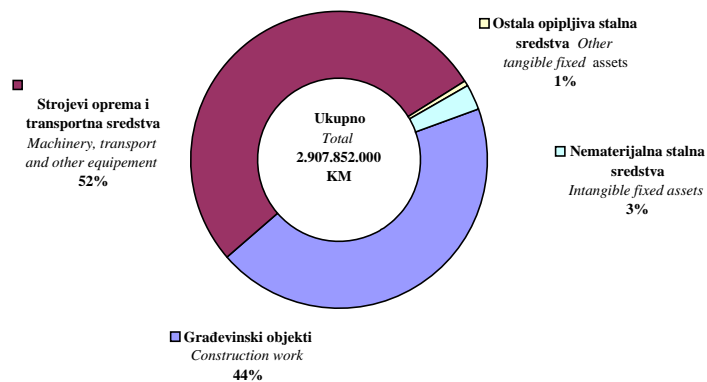
***Gross fixed capital formation for other assets*** covers investments in breeding stock, afforestation and long-standing plantations, mining and mineral research, software purchased or self-developed, investment in literary and artistic originals making studies and elaborations etc.



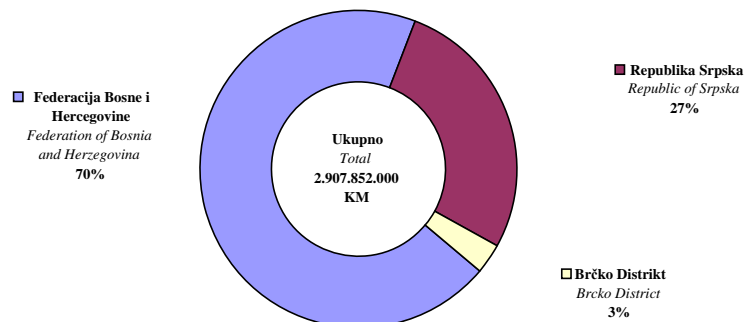
**Isplaćeno za investicije u stalna sredstva u 2004.**  
*Payments for gross fixed capital formation in fixed assets in 2004*



**Tehnička struktura ostvarenih investicija u stalna sredstva u 2004.**  
*Technical structure of gross fixed capital formation in fixed assets in 2004*



**Teritorijalni raspored ostvarenih investicija u 2004. prema djelatnosti investitora**  
*Gross fixed capital formatin in fixed assets by territory and activity of investor in 2004*





**RAZINA OBRADJE BOSNA I HERCEGOVINA**  
*DATA PROCESSING – LEVEL BOSNIA AND HERZEGOVINA*

**TABELE/TABLES**

1. ISPLATE ZA INVESTICIJE U STALNA SREDSTVA PO OSNOVNIM IZVORIMA  
FINANCIRANJA, PREMA DJELATNOSTI INVESTITORA (EU NACE Rev.1.1) U 2004. GODINI

BOSNA I HERCEGOVINA  
BOSNIA AND HERZEGOVINA

PAYMENTS FOR GROSS FIXED CAPITAL FORMATION, BY MAIN FORMS  
OF INVESTMENT, BY ACTIVITY OF INVESTOR (EU NACE Rev.1.1) IN 2004

u 000 KM  
thousand KM

Djelatnost investitora	Isplaćeno za investicije u stalna sredstva Payments for gross fixed capital formation in fixed assets							Activity of investor
	Ukupno Total	Iz sopstvenih sredstava From own financial assets	Iz udruženih sredstava From joint assets	Iz finansijskih kredita From financial credits	Financijski najam-lizing Financial leasing	Iz sredstava proračuna i fondova From assets of budgets and funds	Iz drugih izvora From other sources	
<b>UKUPNO</b>	<b>2.808.674</b>	<b>1.631.942</b>	<b>112.948</b>	<b>661.400</b>	<b>102.235</b>	<b>94.637</b>	<b>205.512</b>	<b>TOTAL</b>
<b>A Poljoprivreda, lov i šumarstvo</b>	<b>44.145</b>	<b>28.136</b>	<b>186</b>	<b>8.196</b>	<b>686</b>	<b>2.660</b>	<b>4.280</b>	<b>A Agriculture, hunting and forestry</b>
<b>B Ribarstvo</b>	<b>906</b>	<b>314</b>	<b>-</b>	<b>499</b>	<b>-</b>	<b>49</b>	<b>45</b>	<b>B Fishing</b>
<b>C Vadenje ruda i kamena</b>	<b>47.803</b>	<b>28.718</b>	<b>987</b>	<b>7.249</b>	<b>4.859</b>	<b>-</b>	<b>5.990</b>	<b>C Mining and quarrying</b>
CA Vadenje energetskih sirovina	7.992	4.631	-	2.959	-	-	402	CA Mining and quarrying of energy producing materials
CB Vadenje ruda i kamena	39.811	24.087	987	4.289	4.859	-	5.588	CB Mining and quarrying, except of energy producing materials
<b>D Prerađivačka industrija</b>	<b>597.787</b>	<b>316.310</b>	<b>43.245</b>	<b>185.330</b>	<b>24.427</b>	<b>330</b>	<b>28.145</b>	<b>D Manufacturing</b>
DA Proizvodnja hrane, pića i duhanskih proizvoda	175.728	96.941	14.738	57.284	5.052	52	1.661	DA Manuf. of food products, beverages and tobacco
DB Proizv. tekstila i tekstilnih proizvoda	17.087	11.485	306	1.968	491	23	2.814	DB Manuf. of textiles and textile products
DC Proizv. kože i kožnih proizvoda	5.981	2.483	1.768	1.265	160	54	250	DC Manuf. of leather and leather products
DD Prerada drveta i proizvodi od drveta	48.487	27.261	2.308	13.563	4.151	77	1.128	DD Manuf. of wood and wood products
DE Proizv. celuloze, papira i proizvoda od papira; izdavačka i tiskarska djel.	29.625	19.907	325	7.178	983	83	1.148	DE Manuf. of pulp, paper, publishing and printing
DF Proizv. koksa, naftnih derivata	20.470	7.011	-	13.459	-	-	-	DF Manuf. of coke, petroleum products
DG Proizv. kemikalija i kem. proizvoda	28.422	27.094	102	1.034	25	-	167	DG Manuf. of chemicals and ch. prod.
DH Proizv. proizvoda od gume i plastike	19.196	11.918	879	4.937	1.276	34	152	DH Manuf. of rubber and plastic prod.
DI Proizv. ostalih nemetalnih proizvoda	55.890	20.308	9.576	17.451	7.417	-	1.138	DI Manuf. of other non metallic min. prod.
DJ Proizv. metala i proizvoda od metala	119.818	54.838	8.246	42.484	809	-	13.441	DJ Manuf. of basic metals and metal prod.
DK Proizvodnja strojeva i uređaja	14.703	9.312	-	3.414	76	-	1.901	DK Manuf. of machinery and equip.
DL Proizv. električne i optičke opreme	15.475	7.770	1.296	6.039	153	-	218	DL Manuf. of electrical and optical equip.
DM Proizvodnja prijevoznih sredstava	10.783	3.448	2.217	4.073	649	-	395	DM Manuf. of transport equipment
DN Ostala prerađivačka industrija	36.123	16.535	1.483	11.182	3.185	7	3.731	DN Manufacture n.e.c.
<b>E Proizvodnja i opskrba električnom energijom, plinom i vodom</b>	<b>358.451</b>	<b>159.179</b>	<b>6.357</b>	<b>148.365</b>	<b>821</b>	<b>3.893</b>	<b>39.836</b>	<b>E Electricity, gas and water supply</b>
<b>F Građevinarstvo</b>	<b>133.421</b>	<b>84.949</b>	<b>4.478</b>	<b>28.390</b>	<b>10.411</b>	<b>248</b>	<b>4.945</b>	<b>F Construction</b>
<b>G Trgovina na veliko i malo, popravak motornih vozila i motocikla te predmeta za osobnu upotrebu i kućanstvo</b>	<b>526.760</b>	<b>308.780</b>	<b>24.787</b>	<b>149.346</b>	<b>20.510</b>	<b>1.289</b>	<b>22.048</b>	<b>G Wholesale and retail trade; repair of motor vehicles, motorcycles and personal household goods</b>
<b>H Hoteli i restorani</b>	<b>66.877</b>	<b>27.577</b>	<b>10.537</b>	<b>27.601</b>	<b>497</b>	<b>51</b>	<b>614</b>	<b>H Hotels and restaurants</b>
<b>I Prijevoz, skladištenje i veze</b>	<b>391.756</b>	<b>267.156</b>	<b>3.789</b>	<b>62.830</b>	<b>20.014</b>	<b>2.184</b>	<b>35.781</b>	<b>I Transport, storage and communication</b>
<b>J Financijsko posredovanje</b>	<b>118.942</b>	<b>112.667</b>	<b>625</b>	<b>1.740</b>	<b>75</b>	<b>3.421</b>	<b>413</b>	<b>J Financial intermediation</b>
<b>K Poslovanje nekretninama iznajmljivanje i poslovne usluge</b>	<b>137.378</b>	<b>84.942</b>	<b>11.804</b>	<b>23.512</b>	<b>11.906</b>	<b>413</b>	<b>4.801</b>	<b>K Real estate, renting and business activities</b>
<b>L Javna uprava i odbrana; obavezno socijalno osiguranje</b>	<b>254.864</b>	<b>145.138</b>	<b>3.177</b>	<b>7.718</b>	<b>1.163</b>	<b>62.051</b>	<b>35.619</b>	<b>L Public administration and defense; compulsory social security</b>
<b>M Obrazovanje</b>	<b>25.814</b>	<b>7.419</b>	<b>498</b>	<b>543</b>	<b>138</b>	<b>8.304</b>	<b>8.913</b>	<b>M Education</b>
<b>N Zdravstvena i socijalna skrb</b>	<b>51.939</b>	<b>30.474</b>	<b>643</b>	<b>2.324</b>	<b>5.039</b>	<b>5.285</b>	<b>8.173</b>	<b>N Health and social work</b>
<b>O Ostale javne, komunalne, društvene, socijalne i osobne uslužne djelatnosti</b>	<b>51.830</b>	<b>30.185</b>	<b>1.834</b>	<b>7.756</b>	<b>1.688</b>	<b>4.458</b>	<b>5.909</b>	<b>O Other community, social and personal service activities</b>
<b>P Privatna kućanstva sa zaposlenim osobama</b>	<b>-</b>	<b>-</b>	<b>-</b>	<b>-</b>	<b>-</b>	<b>-</b>	<b>-</b>	<b>P Private households with employed persons</b>
<b>Q Eksteritorijalne organizacije i tijela</b>	<b>-</b>	<b>-</b>	<b>-</b>	<b>-</b>	<b>-</b>	<b>-</b>	<b>-</b>	<b>Q Extra-territorial organisations and bodies</b>



2. VREMENSKA RAZGRANIČENJA IZMEĐU ISPLATA ZA INVESTICIJE  
I OSTVARENH INVESTICIJA 31.12.2004.G

BOSNA I HERCEGOVINA  
BOSNIA AND HERZEGOVINA

TIME DISTINCTION BETWEEN PAYMENTS FOR GROSS FIXED CAPITAL FORMATION AND  
REALIZED GROSS FIXED CAPITAL FORMATION, BY ACTIVITY OF INVESTOR (EU NACE Rev.1.1) IN 2004

u 000 KM  
thousand KM

Djelatnost investitora	Isplaćeno za investicije u 2004.g Payments for GFCF in 2004			Izvršeni a neplaćeni radovi i nabavke u 2004.g Realised but not payed works and purchases in 2004	Vrijednost ostvarenih investicija u 2004.g Gross fixed capital formation in 2004	Activity of investor
	Ukupno Total	Za izvršene radove i nabavke u 2004.g For realised works and purchases in 2004	Za obaveze iz ranijih godina For obligations from previous years			
UKUPNO	2.808.674	2.676.906	131.768	230.946	2.907.852	TOTAL
A Poljoprivreda, lov i šumarstvo	44.145	43.137	1.008	2.276	45.412	A Agriculture, hunting and forestry
B Ribarstvo	906	906	-	7	912	B Fishing
C Vadenje ruda i kamena	47.803	45.036	2.766	8.278	53.314	C Mining and quarrying
CA Vadenje energetskih sirovina	7.992	5.792	2.200	7.114	12.906	CA Mining and quarrying of energy producing materials
CB Vadenje ruda i kamena	39.811	39.245	566	1.164	40.408	CB Mining and quarrying, except of energy producing materials
D Prerađivačka industrija	597.787	569.913	27.874	61.526	631.439	D Manufacturing
DA Proizvodnja hrane, pića i duhanskih proizvoda	175.728	169.060	6.667	9.880	178.941	DA Manuf. of food products, beverages and tobacco
DB Proizv. tekstila i tekstilnih proizvoda	17.087	16.903	184	242	17.146	DB Manuf. of textiles and textile products
DC Proizv. kože i kožnih proizvoda	5.981	5.625	356	372	5.997	DC Manuf. of leather and leather products
DD Prerada drveta i proizvodi od drveta	48.487	46.968	1.518	3.174	50.143	DD Manuf. of wood and wood products
DE Proizv. celuloze, papira i proizvoda od papira; izdavačka i tiskarska djel.	29.625	28.988	637	5.674	34.662	DE Manuf. of pulp, paper, publishing and printing
DF Proizv. kokska, naftnih derivata	20.470	20.470	-	8.101	28.571	DF Manuf. of coke, petroleum products
DG Proizv. kemikalija i kem. proizvoda	28.422	28.175	247	9	28.184	DG Manuf. of chemicals and ch. prod.
DH Proizv. proizvoda od gume i plastike	19.196	18.187	1.009	3.431	21.618	DH Manuf. of rubber and plastic prod.
DI Proizv. ostalih nemetalnih proizvoda	55.890	54.081	1.810	14.642	68.723	DI Manuf. of other non metallic min. prod.
DJ Proizv. metala i proizvoda od metala	119.818	106.554	13.263	14.132	120.686	DJ Manuf. of basic metals and metal prod.
DK Proizvodnja strojeva i uređaja	14.703	14.300	403	776	15.076	DK Manuf. of machinery and equip.
DL Proizv. električne i optičke opreme	15.475	14.973	502	387	15.360	DL Manuf. of electrical and optical equip.
DM Proizvodnja prijevoznih sredstava	10.783	10.391	392	445	10.836	DM Manufac. of transport equipment
DN Ostala prerađivačka industrija	36.123	35.238	885	260	35.498	DN Manufacture n.e.c.
E Proizvodnja i opskrba električnom energijom, plinom i vodom	358.451	341.856	16.595	19.621	361.477	E Electricity, gas and water supply
F Građevinarstvo	133.421	126.085	7.336	8.570	134.656	F Construction
G Trgovina na veliko i malo, popravak motornih vozila i motocikla te predmeta za osobnu upotrebu i kućanstvo	526.760	517.580	9.180	35.636	553.216	G Wholesale and retail trade; repair of motor vehicles, motorcycles and personal household goods
H Hoteli i restorani	66.877	65.937	941	1.671	67.607	H Hotels and restaurants
I Prijevoz, skladištenje i veze	391.756	347.867	43.889	19.849	367.715	I Transport, storage and communication
J Financijsko posredovanje	118.942	114.032	4.911	9.729	123.760	J Financial intermediation
K Poslovanje nekretninama iznajmljivanje i poslovne usluge	137.378	131.955	5.423	39.936	171.891	K Real estate, renting and business activities
L Javna uprava i odbrana; obavezno socijalno osiguranje	254.864	247.673	7.191	18.518	266.191	L Public administration and defense; compulsory social security
M Obrazovanje	25.814	25.417	397	488	25.906	M Education
N Zdravstvena i socijalna skrb	51.939	49.955	1.983	2.154	52.109	N Health and social work
O Ostale javne, komunalne, društvene, socijalne i osobne uslužne djelatnosti	51.830	49.558	2.273	2.688	52.246	O Other community, social and personal service activities
P Privatna kućanstva sa zaposlenim osobama	-	-	-	-	-	P Private households with employed persons
Q Eksteritorijalne organizacije i tijela	-	-	-	-	-	Q Extra-teritorial organisations and bodies

3.1 TEHNIČKA STRUKTURA OSTVARENH INVESTICIJA U STALNA SREDSTVA,  
PREMA DJELATNOSTI INVESTITORA (EU NACE Rev.1.1) U 2004.GODINI

BOSNA I HERCEGOVINA  
BOSNIA AND HERZEGOVINA

TECHNICAL STRUCTURE OF GROSS FIXED CAPITAL FORMATION IN FIXED ASSETS  
BY ACTIVITY OF INVESTOR (EU NACE Rev. 1.1) IN 2004

u 000 KM  
thousand KM

Djelatnost investitora	Ukupno Total	Materijalna (opipljiva) stalna sredstva Tangible fixed assets				Nematerijalna (neopipljiva) stalna sredstva Intangible fixed assets	Troškovi prijenosa vlasništva zemljišta Costs of transactions of land	Activity of investor
		Svega Total	Gradevinski objekti i prostori Construction work	Strojevi, oprema i transportna sredstva Machinery, transport and other equipment	Ostala opipljiva stalna sredstva Other tangible fixed assets			
<b>UKUPNO</b>	<b>2.907.852</b>	<b>2.820.651</b>	<b>1.284.103</b>	<b>1.518.162</b>	<b>18.386</b>	<b>79.144</b>	<b>8.057</b>	<b>TOTAL</b>
<b>A Poljoprivreda, lov i šumarstvo</b>	<b>45.412</b>	<b>43.872</b>	<b>15.262</b>	<b>16.330</b>	<b>12.281</b>	<b>1.471</b>	<b>69</b>	<b>A Agriculture, hunting and forestry</b>
<b>B Ribarstvo</b>	<b>912</b>	<b>910</b>	<b>221</b>	<b>588</b>	<b>100</b>	<b>2</b>	<b>1</b>	<b>B Fishing</b>
<b>C Vadenje ruda i kamena</b>	<b>53.314</b>	<b>51.099</b>	<b>13.373</b>	<b>37.528</b>	<b>198</b>	<b>2.210</b>	<b>6</b>	<b>6 Mining and quarrying</b>
CA Vadenje energetskih sirovina	12.906	12.776	5.325	7.440	10	130	-	CA Mining and quarrying of energy producing materials
CB Vadenje ruda i kamena	40.408	38.323	8.048	30.088	187	2.079	6	CB Mining and quarrying, except of energy producing materials
<b>D Prerađivačka industrija</b>	<b>631.439</b>	<b>620.721</b>	<b>188.213</b>	<b>429.100</b>	<b>3.408</b>	<b>9.292</b>	<b>1.427</b>	<b>D Manufacturing</b>
DA Proizvodnja hrane, pića i duhanskih proizvoda	178.941	174.414	47.284	125.450	1.679	3.483	1.043	DA Manuf. of food products, beverages and tobacco
DB Proizv. tekstila i tekstilnih proizvoda	17.146	16.935	7.142	9.792	-	190	21	DB Manuf. of textiles and textile products
DC Proizv. kože i kožnih proizvoda	5.997	5.990	2.053	3.937	-	7	-	DC Manuf. of leather and leather products
DD Prerada drveta i proizvodi od drveta	50.143	49.943	16.105	33.644	194	56	143	DD Manuf. of wood and wood products
DE Proizv. celuloze, papira i proizvoda od papira; izdavačka i tiskarska djel.	34.662	34.264	15.236	19.028	-	351	47	DE Manuf. of pulp, paper, publishing and printing
DF Proizv. koksa, naftnih derivata	28.571	28.568	6.424	22.145	-	-	3	DF Manuf. of coke, petroleum products
DG Proizv. kemikalija i kem. proizvoda	28.184	27.950	2.883	25.008	58	235	-	DG Manuf. of chemicals and ch. prod.
DH Proizv. proizvoda od gume i plastike	21.618	21.583	4.436	17.148	-	23	11	DH Manuf. of rubber and plastic prod.
DI Proizv. ostalih nemetalnih proizvoda	68.723	68.038	25.918	42.120	-	622	63	DI Manuf. of other non metallic min. prod.
DJ Proizv. metala i proizvoda od metala	120.686	119.947	25.405	94.434	108	731	8	DJ Manuf. of basic metals and metal prod.
DK Proizvodnja strojeva i uređaja	15.076	14.984	7.899	7.085	-	39	53	DK Manuf. of machinery and equip.
DL Proizv. električne i optičke opreme	15.360	14.376	8.305	6.071	-	971	13	DL Manuf. of electrical and optical equip.
DM Proizvodnja prijevoznih sredstava	10.836	10.389	3.733	6.655	-	433	14	DM Manuf. of transport equipment
DN Ostala prerađivačka industrija	35.498	33.341	15.389	16.583	1.368	2.150	7	DN Manufacture n.e.c.
<b>E Proizvodnja i opskrba električnom energijom, plinom i vodom</b>	<b>361.477</b>	<b>357.225</b>	<b>138.415</b>	<b>218.809</b>	<b>-</b>	<b>3.812</b>	<b>440</b>	<b>E Electricity, gas and water supply</b>
<b>F Građevinarstvo</b>	<b>134.656</b>	<b>133.277</b>	<b>41.252</b>	<b>92.006</b>	<b>19</b>	<b>681</b>	<b>698</b>	<b>F Construction</b>
<b>G Trgovina na veliko i malo, popravak motornih vozila i motocikla te predmeta za osobnu upotrebu i kućanstvo</b>	<b>553.216</b>	<b>537.120</b>	<b>287.854</b>	<b>248.214</b>	<b>1.053</b>	<b>11.700</b>	<b>4.396</b>	<b>G Wholesale and retail trade; repair of motor vehicles, motorcycles and personal household goods</b>
<b>H Hoteli i restorani</b>	<b>67.607</b>	<b>65.752</b>	<b>52.553</b>	<b>13.163</b>	<b>35</b>	<b>1.855</b>	<b>-</b>	<b>H Hotels and restaurants</b>
<b>I Prijevoz, skladištenje i veze</b>	<b>367.715</b>	<b>346.078</b>	<b>110.615</b>	<b>235.463</b>	<b>-</b>	<b>21.319</b>	<b>319</b>	<b>I Transport, storage and communication</b>
<b>J Financijsko posredovanje</b>	<b>123.760</b>	<b>105.263</b>	<b>63.754</b>	<b>41.508</b>	<b>-</b>	<b>18.162</b>	<b>335</b>	<b>J Financial intermediation</b>
<b>K Poslovanje nekretninama iznajmljivanje i poslovne usluge</b>	<b>171.891</b>	<b>170.391</b>	<b>117.849</b>	<b>51.652</b>	<b>891</b>	<b>1.408</b>	<b>92</b>	<b>K Real estate, renting and business activities</b>
<b>L Javna uprava i odbrana; obavezno socijalno osiguranje</b>	<b>266.191</b>	<b>262.038</b>	<b>209.577</b>	<b>52.134</b>	<b>326</b>	<b>4.010</b>	<b>143</b>	<b>L Public administration and defense; compulsory social security</b>
<b>M Obrazovanje</b>	<b>25.906</b>	<b>25.766</b>	<b>14.879</b>	<b>10.883</b>	<b>4</b>	<b>105</b>	<b>34</b>	<b>M Education</b>
<b>N Zdravstvena i socijalna skrb</b>	<b>52.109</b>	<b>52.026</b>	<b>14.038</b>	<b>37.966</b>	<b>23</b>	<b>83</b>	<b>-</b>	<b>N Health and social work</b>
<b>O Ostale javne, komunalne, društvene, socijalne i osobne uslužne djelatnosti</b>	<b>52.246</b>	<b>49.113</b>	<b>16.247</b>	<b>32.817</b>	<b>48</b>	<b>3.035</b>	<b>98</b>	<b>O Other community, social and personal service activities</b>
<b>P Privatna kućanstva sa zaposlenim osobama</b>	<b>-</b>	<b>-</b>	<b>-</b>	<b>-</b>	<b>-</b>	<b>-</b>	<b>-</b>	<b>P Private households with employed persons</b>
<b>Q Eksteritorijalne organizacije i tijela</b>	<b>-</b>	<b>-</b>	<b>-</b>	<b>-</b>	<b>-</b>	<b>-</b>	<b>-</b>	<b>Q Extra-territorial organisations and bodies</b>

3.2 TEHNIČKA STRUKTURA OSTVARENIH INVESTICIJA U NOVA STALNA SREDSTVA,  
PREMA DJELATNOSTI INVESTITORA (EU NACE Rev.1.1) U 20004. GODINI

BOSNA I HERCEGOVINA  
BOSNIA AND HERZEGOVINA

TECHNICAL STRUCTURE OF GROSS FIXED CAPITAL FORMATION IN NEW FIXED ASSETS  
BY ACTIVITY OF INVESTOR (EU NACE Rev. 1.1) IN 2004

u 000 KM  
thousand KM

Djelatnost investitora	Ukupno Total	Materijalna (opipljiva) stalna sredstva Tangible fixed assets				Nematerijalna (neopipljiva) stalna sredstva Intangible fixed assets	Troškovi prijenosa vlasništva zemljišta Costs of transactions of land	Activity of investor
		Svega Total	Građevinski objekti i prostori Construction work	Strojevi, oprema i transportna sredstva Machinery, transport and other equipment	Ostala opipljiva stalna sredstva Other tangible fixed assets			
<b>UKUPNO</b>	<b>2.667.986</b>	<b>2.581.270</b>	<b>1.189.006</b>	<b>1.374.172</b>	<b>18.092</b>	<b>78.659</b>	<b>8.057</b>	<b>TOTAL</b>
<b>A Poljoprivreda, lov i šumarstvo</b>	<b>41.522</b>	<b>39.996</b>	<b>13.753</b>	<b>13.961</b>	<b>12.281</b>	<b>1.457</b>	<b>69</b>	<b>A Agriculture, hunting and forestry</b>
<b>B Ribarstvo</b>	<b>804</b>	<b>801</b>	<b>160</b>	<b>540</b>	<b>100</b>	<b>2</b>	<b>1</b>	<b>B Fishing</b>
<b>C Vadenje ruda i kamena</b>	<b>43.772</b>	<b>41.557</b>	<b>10.586</b>	<b>30.773</b>	<b>198</b>	<b>2.210</b>	<b>6</b>	<b>C Mining and quarrying</b>
CA Vadenje energetskih sirovina	11.906	11.776	5.325	6.440	10	130	-	CA Mining and quarrying of energy producing materials
CB Vadenje ruda i kamena	31.866	29.781	5.260	24.333	187	2.079	6	CB Mining and quarrying, except of energy producing materials
<b>D Prerađivačka industrija</b>	<b>571.680</b>	<b>560.962</b>	<b>165.581</b>	<b>392.268</b>	<b>3.113</b>	<b>9.291</b>	<b>1.427</b>	<b>D Manufacturing</b>
DA Proizvodnja hrane, pića i duhanskih proizvoda	173.423	168.897	46.625	120.799	1.472	3.483	1.043	DA Manuf. of food products, beverages and tobacco
DB Proizv. tekstila i tekstilnih proizvoda	14.703	14.492	6.733	7.759	-	190	21	DB Manuf. of textiles and textile products
DC Proizv. kože i kožnih proizvoda	3.148	3.142	1.496	1.646	-	7	-	DC Manuf. of leather and leather products
DD Prerada drveta i proizvodi od drveta	42.242	42.044	14.818	27.119	106	56	143	DD Manuf. of wood and wood products
DE Proizv. celuloze, papira i proizvoda od papira; izdavačka i tiskarska djel.	29.865	29.467	12.967	16.500	-	351	47	DE Manuf. of pulp, paper, publishing and printing
DF Proizv. koksa, naftnih derivata	28.367	28.364	6.424	21.941	-	-	3	DF Manuf. of coke, petroleum products
DG Proizv. kemikalija i kem. proizvoda	27.905	27.671	2.868	24.744	58	235	-	DG Manuf. of chemicals and ch. prod.
DH Proizv. proizvoda od gume i plastike	18.002	17.967	3.857	14.111	-	23	11	DH Manuf. of rubber and plastic prod.
DI Proizv. ostalih nemetalnih proizvoda	60.999	60.314	25.399	34.915	-	622	63	DI Manuf. of other non metallic min. prod.
DJ Proizv. metala i proizvoda od metala	109.829	109.089	16.686	92.295	108	731	8	DJ Manuf. of basic metals and metal prod.
DK Proizvodnja strojeva i uređaja	14.177	14.085	7.888	6.196	-	39	53	DK Manuf. of machinery and equip.
DL Proizv. električne i optičke opreme	13.738	12.753	6.885	5.869	-	971	13	DL Manuf. of electrical and optical equip.
DM Proizvodnja prijevoznih sredstava	10.500	10.053	3.726	6.327	-	433	14	DM Manufac. of transport equipment
DN Ostala prerađivačka industrija	24.782	22.625	9.210	12.046	1.368	2.150	7	DN Manufacture n.e.c.
<b>E Proizvodnja i opskrba električnom energijom, plinom i vodom</b>	<b>359.875</b>	<b>355.623</b>	<b>137.289</b>	<b>218.333</b>	<b>-</b>	<b>3.812</b>	<b>440</b>	<b>E Electricity, gas and water supply</b>
<b>F Građevinarstvo</b>	<b>105.007</b>	<b>103.635</b>	<b>36.793</b>	<b>66.823</b>	<b>19</b>	<b>674</b>	<b>698</b>	<b>F Construction</b>
<b>G Trgovina na veliko i malo, popravak motornih vozila i motocikla te predmeta za osobnu upotrebu i kućanstvo</b>	<b>492.769</b>	<b>477.133</b>	<b>266.819</b>	<b>209.261</b>	<b>1.053</b>	<b>11.240</b>	<b>4.396</b>	<b>G Wholesale and retail trade; repair of motor vehicles, motorcycles and personal household goods</b>
<b>H Hoteli i restorani</b>	<b>65.258</b>	<b>63.403</b>	<b>50.626</b>	<b>12.741</b>	<b>35</b>	<b>1.855</b>	<b>-</b>	<b>H Hotels and restaurants</b>
<b>I Prijevoz, skladištenje i veze</b>	<b>344.770</b>	<b>323.133</b>	<b>108.359</b>	<b>214.774</b>	<b>-</b>	<b>21.318</b>	<b>319</b>	<b>I Transport, storage and communication</b>
<b>J Financijsko posredovanje</b>	<b>121.712</b>	<b>103.214</b>	<b>62.036</b>	<b>41.178</b>	<b>-</b>	<b>18.162</b>	<b>335</b>	<b>J Financial intermediation</b>
<b>K Poslovanje nekretninama iznajmljivanje i poslovne usluge</b>	<b>134.847</b>	<b>133.347</b>	<b>87.171</b>	<b>45.285</b>	<b>891</b>	<b>1.407</b>	<b>92</b>	<b>K Real estate, renting and business activities</b>
<b>L Javna uprava i odbrana; obavezno socijalno osiguranje</b>	<b>260.971</b>	<b>256.818</b>	<b>206.708</b>	<b>49.783</b>	<b>326</b>	<b>4.010</b>	<b>143</b>	<b>L Public administration and defense; compulsory social security</b>
<b>M Obrazovanje</b>	<b>25.326</b>	<b>25.186</b>	<b>14.518</b>	<b>10.663</b>	<b>4</b>	<b>105</b>	<b>34</b>	<b>M Education</b>
<b>N Zdravstvena i socijalna skrb</b>	<b>50.670</b>	<b>50.589</b>	<b>13.420</b>	<b>37.147</b>	<b>23</b>	<b>81</b>	<b>-</b>	<b>N Health and social work</b>
<b>O Ostale javne, komunalne, društvene, socijalne i osobne uslužne djelatnosti</b>	<b>49.005</b>	<b>45.873</b>	<b>15.184</b>	<b>30.640</b>	<b>48</b>	<b>3.035</b>	<b>98</b>	<b>O Other community, social and personal service activities</b>
<b>P Privatna kućanstva sa zaposlenim osobama</b>	<b>-</b>	<b>-</b>	<b>-</b>	<b>-</b>	<b>-</b>	<b>-</b>	<b>-</b>	<b>P Private households with employed persons</b>
<b>Q Eksteritorijalne organizacije i tijela</b>	<b>-</b>	<b>-</b>	<b>-</b>	<b>-</b>	<b>-</b>	<b>-</b>	<b>-</b>	<b>Q Extra-territorial organisations and bodies</b>

3.5 DETALJNA TEHNIČKA STRUKTURA OSTVARENIH INVESTICIJA U STALNA SREDSTVA,  
PREMA DJELATNOSTI INVESTITORA (EU NACE Rev.1.1) U 2004. GODINI  
DETAILED TECHNICAL STRUCTURE OF GROSS FIXED CAPITAL FORMATION IN FIXED ASSETS  
BY ACTIVITY OF INVESTOR (EU NACE Rev.1.1) IN 2004

Dio prvi / The first part

Djelatnost investitora	Ukupno Total	Materijalna (opipljiva) stalna sredstva Tangible fixed assets					
		Građevinski objekti i prostori Construction work			Ostali građevinski radovi Other construction work		
		Svega Total	Stambene zgrade i prostori Dwellings	Svega Total	Visokogradnja High-rise building	Niskogradnja Civil engineering	Značajnija poboljšanja zemljišta Significant improvement of land
<b>UKUPNO</b>	<b>2.907.852</b>	<b>1.284.103</b>	<b>97.639</b>	<b>1.186.464</b>	<b>752.733</b>	<b>427.585</b>	<b>6.146</b>
<b>A Poljoprivreda, lov i šumarstvo</b>	<b>45.412</b>	<b>15.262</b>	<b>1.303</b>	<b>13.959</b>	<b>8.326</b>	<b>5.171</b>	<b>461</b>
<b>B Ribarstvo</b>	<b>912</b>	<b>221</b>	<b>61</b>	<b>160</b>	<b>81</b>	<b>42</b>	<b>38</b>
<b>C Vadenje ruda i kamena</b>	<b>53.314</b>	<b>13.373</b>	<b>1.963</b>	<b>11.410</b>	<b>9.618</b>	<b>1.785</b>	<b>7</b>
CA Vadenje energetskih sirovina	12.906	5.325	51	5.274	4.812	455	7
CB Vadenje ruda i kamena	40.408	8.048	1.912	6.136	4.806	1.330	-
<b>D Prerađivačka industrija</b>	<b>631.439</b>	<b>188.213</b>	<b>12.319</b>	<b>175.894</b>	<b>166.981</b>	<b>7.274</b>	<b>1.638</b>
DA Proizvodnja hrane, pića i duhanskih proizvoda	178.941	47.284	2.276	45.008	44.214	372	423
DB Proizv. tekstila i tekstilnih proizvoda	17.146	7.142	91	7.051	7.023	2	27
DC Proizv. kože i kožnih proizvoda	5.997	2.053	837	1.216	1.215	-	1
DD Prerada drveta i proizvodi od drveta	50.143	16.105	906	15.199	14.972	179	48
DE Proizv. celuloze, papira i proizvoda od papira; izdavačka i tiskarska djel.	34.662	15.236	2.159	13.078	12.874	202	1
DF Proizv. koks, naftnih derivata	28.571	6.424	-	6.424	6.424	-	-
DG Proizv. kemikalija i kem. proizvoda	28.184	2.883	708	2.175	1.847	329	-
DH Proizv. proizvoda od gume i plastike	21.618	4.436	169	4.267	4.070	197	-
DI Proizv. ostalih nemetalnih proizvoda	68.723	25.918	1.273	24.645	19.709	4.058	878
DJ Proizv. metala i proizvoda od metala	120.686	25.405	1.455	23.950	23.206	665	79
DK Proizvodnja strojeva i uređaja	15.076	7.899	269	7.630	7.396	210	24
DL Proizv. električne i optičke opreme	15.360	8.305	1.641	6.665	5.841	824	-
DM Proizvodnja prijevoznih sredstava	10.836	3.733	356	3.378	3.355	22	-
DN Ostala prerađivačka industrija	35.498	15.389	180	15.209	14.836	216	157
<b>E Proizvodnja i opskrba električnom energijom, plinom i vodom</b>	<b>361.477</b>	<b>138.415</b>	<b>6.568</b>	<b>131.848</b>	<b>24.424</b>	<b>107.246</b>	<b>178</b>
<b>F Građevinarstvo</b>	<b>134.656</b>	<b>41.252</b>	<b>10.316</b>	<b>30.936</b>	<b>28.646</b>	<b>2.289</b>	<b>-</b>
<b>G Trgovina na veliko i malo, popravak motornih vozila i motocikla te predmeta za osobnu upotrebu i kućanstvo</b>	<b>553.216</b>	<b>287.854</b>	<b>19.918</b>	<b>267.936</b>	<b>255.165</b>	<b>12.207</b>	<b>564</b>
<b>H Hoteli i restorani</b>	<b>67.607</b>	<b>52.553</b>	<b>884</b>	<b>51.670</b>	<b>36.467</b>	<b>15.147</b>	<b>56</b>
<b>I Prijevoz, skladištenje i veze</b>	<b>367.715</b>	<b>110.615</b>	<b>2.761</b>	<b>107.855</b>	<b>28.320</b>	<b>79.414</b>	<b>121</b>
<b>J Financijsko posredovanje</b>	<b>123.760</b>	<b>63.754</b>	<b>3.822</b>	<b>59.932</b>	<b>32.824</b>	<b>27.108</b>	<b>-</b>
<b>K Poslovanje nekretninama iznajmljivanje i poslovne usluge</b>	<b>171.891</b>	<b>117.849</b>	<b>17.698</b>	<b>100.151</b>	<b>81.238</b>	<b>18.811</b>	<b>102</b>
<b>L Javna uprava i odbrana; obavezno socijalno osiguranje</b>	<b>266.191</b>	<b>209.577</b>	<b>15.540</b>	<b>194.037</b>	<b>42.835</b>	<b>148.437</b>	<b>2.766</b>
<b>M Obrazovanje</b>	<b>25.906</b>	<b>14.879</b>	<b>1.101</b>	<b>13.778</b>	<b>13.423</b>	<b>345</b>	<b>10</b>
<b>N Zdravstvena i socijalna skrb</b>	<b>52.109</b>	<b>14.038</b>	<b>1.102</b>	<b>12.936</b>	<b>12.572</b>	<b>364</b>	<b>-</b>
<b>O Ostale javne, komunalne, društvene, socijalne i osobne uslužne djelatnosti</b>	<b>52.246</b>	<b>16.247</b>	<b>2.284</b>	<b>13.963</b>	<b>11.813</b>	<b>1.943</b>	<b>208</b>
<b>P Privatna kućanstva sa zaposlenim osobama</b>	<b>-</b>	<b>-</b>	<b>-</b>	<b>-</b>	<b>-</b>	<b>-</b>	<b>-</b>
<b>Q Eksteritorijalne organizacije i tijela</b>	<b>-</b>	<b>-</b>	<b>-</b>	<b>-</b>	<b>-</b>	<b>-</b>	<b>-</b>

Materijalna (opipljiva) stalna sredstva <i>Tangible fixed assets</i>										Activity of investor
Strojevi, oprema i transportna sredstva <i>Machines, equipment and means of transport</i>										
Strojevi i oprema <i>Machines and equipment</i>										
Svega <i>Total</i>	Metalni proizvodi i naprave <i>Metal products and devices</i>	Strojevi za proizvodnju i iskorist. mehaničke energije <i>Machines for production and exploitation of mechanical energy</i>	Drugi strojevi za posebne namjene <i>Other machines for particular purposes</i>	Poljopr. i šumarski strojevi <i>Agricultural and forestry machines</i>	Računari i druga oprema <i>Computers and other equipment</i>	El. motori, gener. i transformatori <i>Electric motors, generators and transformers</i>	RTV, komunikacijski uređaji i oprema <i>Radios, TV receivers and communication devices</i>	Medicinska oprema <i>Medical equipment</i>	Namještaj i unutarnja oprema <i>Furniture and interior equipment</i>	
1.195.101	43.170	113.397	439.197	10.490	166.106	185.218	132.380	27.625	77.518	<b>TOTAL</b>
11.802	1.035	940	2.858	4.907	1.162	48	61	22	769	<b>A Agriculture, hunting and forestry</b>
506	-	136	50	73	77	10	6	-	156	<b>B Fishing</b>
31.316	490	1.327	27.895	43	611	310	176	151	312	<b>C Mining and quarrying</b>
6.419	86	381	4.771	10	401	298	153	109	211	<i>CA Mining and quarrying of energy producing materials</i>
24.897	405	946	23.124	33	210	12	23	42	101	<i>CB Mining and quarrying, except of energy producing materials</i>
384.970	16.105	54.119	265.392	1.814	32.478	4.637	1.340	373	8.712	<b>D Manufacturing</b>
110.609	2.093	16.184	84.305	503	2.188	690	332	153	4.161	<i>DA Manuf. of food products, beverages and tobacco</i>
8.639	107	1.521	5.914	2	657	99	17	-	324	<i>DB Manuf. of textiles and textile products</i>
3.858	61	1.637	2.053	1	48	1	11	-	46	<i>DC Manuf. of leather and leather products</i>
26.256	1.399	1.928	20.395	1.168	589	195	32	1	549	<i>DD Manuf. of wood and wood products</i>
15.885	40	4.221	7.803	1	2.482	102	308	44	883	<i>DE Manuf. of pulp, paper, publishing and printing</i>
21.801	11	21.641	86	-	36	2	-	19	6	<i>DF Manuf. of coke, petroleum products</i>
24.154	1.072	441	2.386	43	19.877	52	39	103	140	<i>DG Manuf. of chemicals and ch. prod.</i>
15.712	488	920	13.197	1	790	17	26	-	273	<i>DH Manuf. of rubber and plastic prod.</i>
37.802	8.760	2.018	22.743	3	844	3.077	40	7	309	<i>DI Manuf. of other non metallic min. prod.</i>
90.483	64	1.255	86.387	75	1.557	131	86	6	921	<i>DJ Manuf. of basic metals and metal prod.</i>
6.439	30	769	5.198	12	266	20	21	5	118	<i>DK Manuf. of machinery and equip.</i>
4.810	559	260	503	-	2.348	88	383	32	637	<i>DL Manuf. of electrical and optical equip.</i>
6.226	241	264	5.321	-	224	21	13	-	143	<i>DM Manufac. of transport equipment</i>
12.297	1.181	1.062	9.100	5	573	140	32	3	202	<i>DN Manufacture n.e.c.</i>
213.196	2.503	24.415	2.935	730	9.670	170.819	1.346	210	567	<b>E Electricity, gas and water supply</b>
58.060	1.839	4.279	44.600	397	3.887	389	570	119	1.980	<b>F Construction</b>
153.880	12.781	15.725	59.747	1.361	28.140	1.477	3.800	1.255	29.594	<b>G Wholesale and retail trade; repair of motor vehicles, motorcycles and personal household goods</b>
9.709	468	149	1.104	-	1.067	126	315	718	5.763	<b>H Hotels and restaurants</b>
159.793	3.158	2.622	22.998	532	11.914	4.850	109.209	91	4.420	<b>I Transport, storage and communication</b>
34.607	101	597	311	-	22.383	130	2.724	74	8.288	<b>J Financial intermediation</b>
33.364	1.155	6.314	8.186	73	12.076	363	1.016	784	3.395	<b>K Real estate, renting and business activities</b>
36.577	904	1.752	645	11	20.946	1.522	2.028	3.182	5.587	<b>L Public administration and defense; compulsory social security</b>
10.133	251	76	240	55	4.741	79	440	618	3.632	<b>M Education</b>
34.968	141	361	720	34	11.123	53	455	19.946	2.135	<b>N Health and social work</b>
22.220	2.238	586	1.516	461	5.832	405	8.894	81	2.207	<b>O Other community, social and personal service activities</b>
-	-	-	-	-	-	-	-	-	-	<b>P Private households with employed persons</b>
-	-	-	-	-	-	-	-	-	-	<b>Q Extra-territorial organisations and bodies</b>

3.5 DETALJNA TEHNIČKA STRUKTURA OSTVARENH INVESTICIJA U STALNA SREDSTVA,  
 PREMA DJELATNOSTI INVESTITORA (EU NACE Rev.1.1) U 2004. GODINI  
 DETAILED TECHNICAL STRUCTURE OF GROSS FIXED CAPITAL FORMATION IN FIXED ASSETS  
 BY ACTIVITY OF INVESTOR (EU NACE Rev.1.1) IN 2004

Dio drugi / The second part

Djelatnost investitora	Materijalna (opipljiva) stalna sredstva Tangible fixed assets						
	Strojevi, oprema i transportna sredstva Machines, equipment and means of transport				Ostala materijalna (opipljiva) stalna sredstva Other tangible fixed assets		
	Transportna sredstva Transport						
	Svega Total	Putnička vozila Passenger vehicles	Teretna vozila Cargo vehicles	Druga vozila i plovila Other vehicles and ships	Svega Total	Osnovno stado Livestock unit	Pošumljavanje Afforesting
<b>UKUPNO</b>	<b>323.061</b>	<b>117.928</b>	<b>161.407</b>	<b>43.726</b>	<b>18.386</b>	<b>5.826</b>	<b>12.560</b>
<b>A Poljoprivreda, lov i šumarstvo</b>	<b>4.528</b>	<b>2.448</b>	<b>1.936</b>	<b>144</b>	<b>12.281</b>	<b>2.589</b>	<b>9.692</b>
<b>B Ribarstvo</b>	<b>82</b>	<b>30</b>	<b>52</b>	<b>-</b>	<b>100</b>	<b>100</b>	<b>-</b>
<b>C Vadenje ruda i kamena</b>	<b>6.212</b>	<b>679</b>	<b>4.483</b>	<b>1.050</b>	<b>197</b>	<b>-</b>	<b>197</b>
CA Vadenje energetskih sirovina	1.021	105	573	343	10	-	10
CB Vadenje ruda i kamena	5.191	573	3.910	708	187	-	187
<b>D Prerađivačka industrija</b>	<b>44.130</b>	<b>14.332</b>	<b>26.749</b>	<b>3.049</b>	<b>3.408</b>	<b>1.829</b>	<b>1.578</b>
DA Proizvodnja hrane, pića i duhanskih proizvoda	14.842	3.202	11.078	561	1.679	1.619	60
DB Proizv. tekstila i tekstilnih proizvoda	1.153	780	325	48	-	-	-
DC Proizv. kože i kožnih proizvoda	79	79	-	-	-	-	-
DD Prerada drveta i proizvodi od drveta	7.389	1.407	3.794	2.188	194	173	21
DE Proizv. celuloze, papira i proizvoda od papira; izdavačka i tiskarska djela	3.143	1.887	1.210	45	-	-	-
DF Proizv. koks, naftnih derivata	344	139	204	-	-	-	-
DG Proizv. kemikalija i kem. proizvoda	854	569	268	17	58	-	58
DH Proizv. proizvoda od gume i plastike	1.435	837	558	41	-	-	-
DI Proizv. ostalih nemetalnih proizvoda	4.318	737	3.577	5	-	-	-
DJ Proizv. metala i proizvoda od metala	3.951	2.219	1.727	4	108	37	71
DK Proizvodnja strojeva i uređaja	646	485	150	10	-	-	-
DL Proizv. električne i optičke opreme	1.261	938	323	-	-	-	-
DM Proizvodnja prijevoznih sredstava	430	330	100	-	-	-	-
DN Ostala prerađivačka industrija	4.287	724	3.433	130	1.368	-	1.368
<b>E Proizvodnja i opskrba električnom energijom, plinom i vodom</b>	<b>5.614</b>	<b>2.310</b>	<b>2.848</b>	<b>456</b>	<b>-</b>	<b>-</b>	<b>-</b>
<b>F Građevinarstvo</b>	<b>33.946</b>	<b>8.505</b>	<b>25.177</b>	<b>264</b>	<b>19</b>	<b>19</b>	<b>-</b>
<b>G Trgovina na veliko i malo, popravak motornih vozila i motocikla te predmeta za osobnu upotrebu i kućanstvo</b>	<b>94.334</b>	<b>40.346</b>	<b>48.867</b>	<b>5.121</b>	<b>1.053</b>	<b>228</b>	<b>826</b>
<b>H Hoteli i restorani</b>	<b>3.454</b>	<b>973</b>	<b>2.240</b>	<b>241</b>	<b>35</b>	<b>-</b>	<b>35</b>
<b>I Prijevoz, skladištenje i veze</b>	<b>75.669</b>	<b>7.531</b>	<b>36.134</b>	<b>32.004</b>	<b>-</b>	<b>-</b>	<b>-</b>
<b>J Financijsko posredovanje</b>	<b>6.901</b>	<b>5.466</b>	<b>1.435</b>	<b>-</b>	<b>-</b>	<b>-</b>	<b>-</b>
<b>K Poslovanje nekretninama, iznajmljivanje i poslovne usluge</b>	<b>18.288</b>	<b>13.281</b>	<b>4.964</b>	<b>42</b>	<b>891</b>	<b>795</b>	<b>96</b>
<b>L Javna uprava i odbrana; obavezno socijalno osiguranje</b>	<b>15.557</b>	<b>13.201</b>	<b>1.378</b>	<b>978</b>	<b>326</b>	<b>205</b>	<b>121</b>
<b>M Obrazovanje</b>	<b>750</b>	<b>721</b>	<b>22</b>	<b>8</b>	<b>4</b>	<b>2</b>	<b>2</b>
<b>N Zdravstvena i socijalna skrb</b>	<b>2.998</b>	<b>2.897</b>	<b>101</b>	<b>-</b>	<b>23</b>	<b>14</b>	<b>9</b>
<b>O Ostale javne, komunalne, društvene, socijalne i osobne uslužne djelatnosti</b>	<b>10.598</b>	<b>5.207</b>	<b>5.021</b>	<b>370</b>	<b>48</b>	<b>45</b>	<b>3</b>
<b>P Privatna kućanstva sa zaposlenim osobama</b>	<b>-</b>	<b>-</b>	<b>-</b>	<b>-</b>	<b>-</b>	<b>-</b>	<b>-</b>
<b>Q Eksteritorijalne organizacije i tijela</b>	<b>-</b>	<b>-</b>	<b>-</b>	<b>-</b>	<b>-</b>	<b>-</b>	<b>-</b>

Nematerijalna (neopipljiva) stalna sredstva <i>Intangible fixed assets</i>					Troškovi prijenosa vlasništva zemljišta <i>Cost of transactions of land</i>	Activity of investor
Svega <i>Total</i>	Rudarska i mineralna istraživanja <i>Mining and mineral explorations</i>	Softveri <i>Software</i>	Umjetnički originali <i>Original works of art</i>	Ostalo <i>Others</i>		
79.144	2.094	37.428	369	39.253	8.057	<b>TOTAL</b>
1.471	-	58	18	1.395	69	<b>A Agriculture, hunting and forestry</b>
2	-	2	-	-	1	<b>B Fishing</b>
2.210	1.778	4	1	428	6	<b>C Mining and quarrying</b>
130	2	1	1	127	-	<i>CA Mining and quarrying of energy producing materials</i>
2.079	1.776	3	-	301	6	<i>CB Mining and quarrying, except of energy producing materials</i>
9.292	116	1.068	7	8.102	1.426	<b>D Manufacturing</b>
3.483	-	165	1	3.318	1.043	<i>DA Manuf. of food products, beverages and tobacco</i>
190	-	6	-	184	21	<i>DB Manuf. of textiles and textile products</i>
7	-	5	-	2	-	<i>DC Manuf. of leather and leather products</i>
56	-	20	-	37	143	<i>DD Manuf. of wood and wood products</i>
351	-	211	6	134	47	<i>DE Manuf. of pulp, paper, publishing and printing</i>
-	-	-	-	-	3	<i>DF Manuf. of coke, petroleum products</i>
235	8	65	-	162	-	<i>DG Manuf. of chemicals and ch. prod.</i>
23	-	5	-	19	11	<i>DH Manuf. of rubber and plastic prod.</i>
622	108	292	-	221	63	<i>DI Manuf. of other non metallic min. prod.</i>
731	-	66	-	665	8	<i>DJ Manuf. of basic metals and metal prod.</i>
39	-	18	-	21	53	<i>DK Manuf. of machinery and equip.</i>
971	-	26	-	945	13	<i>DL Manuf. of electrical and optical equip.</i>
433	-	60	-	373	14	<i>DM Manufac. of transport equipment</i>
2.150	-	129	-	2.021	7	<i>DN Manufacture n.e.c.</i>
3.812	-	827	-	2.985	440	<b>E Electricity, gas and water supply</b>
681	76	93	10	502	698	<b>F Construction</b>
11.700	45	1.761	40	9.853	4.396	<b>G Wholesale and retail trade; repair of motor vehicles, motorcycles and personal household goods</b>
1.855	-	7	-	1.848	-	<b>H Hotels and restaurants</b>
21.319	3	18.687	-	2.630	319	<b>I Transport, storage and communication</b>
18.162	51	12.107	119	5.885	335	<b>J Financial intermediation</b>
1.408	-	569	-	839	92	<b>K Real estate, renting and business activities</b>
4.010	-	531	59	3.420	143	<b>L Public administration and defense; compulsory social security</b>
105	-	34	3	69	34	<b>M Education</b>
83	-	67	-	15	-	<b>N Health and social work</b>
3.035	26	1.615	112	1.282	98	<b>O Other community, social and personal service activities</b>
-	-	-	-	-	-	<b>P Private households with employed persons</b>
-	-	-	-	-	-	<b>Q Extra-territorial organisations and bodies</b>

3.6 DETALJNA TEHNIČKA STRUKTURA OSTVARENIH INVESTICIJA U NOVA STALNA SREDSTVA,  
PREMA DJELATNOSTI INVESTITORA (EU NACE Rev.1.1) U 2004. GODINI  
DETAILED TECHNICAL STRUCTURE OF GROSS FIXED CAPITAL FORMATION IN NEW FIXED ASSETS  
BY ACTIVITY OF INVESTOR (EU NACE Rev.1.1) IN 2004

Dio prvi / The first part

Djelatnost investitora	Ukupno Total	Materijalna (opipljiva) stalna sredstva Tangible fixed assets						
		Građevinski objekti i prostori Construction work			Ostali građevinski radovi Other construction work			
		Svega Total	Stambene zgrade i prostori Dwellings	Svega Total	Visokogradnja High-rise building	Niskogradnja Civil engineering	Značajnija poboljšanja zemljišta Significant improvement of land	
<b>UKUPNO</b>	<b>2.667.986</b>	<b>1.189.006</b>	<b>79.939</b>	<b>1.109.067</b>	<b>676.496</b>	<b>426.425</b>	<b>6.146</b>	
<b>A Poljoprivreda, lov i šumarstvo</b>	<b>41.522</b>	<b>13.753</b>	<b>1.216</b>	<b>12.537</b>	<b>7.030</b>	<b>5.047</b>	<b>461</b>	
<b>B Ribarstvo</b>	<b>804</b>	<b>160</b>	<b>-</b>	<b>160</b>	<b>81</b>	<b>42</b>	<b>38</b>	
<b>C Vadenje ruda i kamena</b>	<b>43.772</b>	<b>10.586</b>	<b>1.954</b>	<b>8.631</b>	<b>6.839</b>	<b>1.785</b>	<b>7</b>	
CA Vadenje energetskih sirovina	11.906	5.325	51	5.274	4.812	455	7	
CB Vadenje ruda i kamena	31.866	5.260	1.903	3.357	2.027	1.330	-	
<b>D Prerađivačka industrija</b>	<b>571.680</b>	<b>165.581</b>	<b>8.298</b>	<b>157.283</b>	<b>148.540</b>	<b>7.105</b>	<b>1.638</b>	
DA Proizvodnja hrane, pića i duhanskih proizvoda	173.423	46.625	1.798	44.827	44.032	372	423	
DB Proizv. tekstila i tekstilnih proizvoda	14.703	6.733	91	6.642	6.613	2	27	
DC Proizv. kože i kožnih proizvoda	3.148	1.496	434	1.062	1.060	-	1	
DD Prerada drveta i proizvodi od drveta	42.242	14.818	868	13.950	13.723	179	48	
DE Proizv. celuloze, papira i proizvoda od papira; izdavačka i tiskarska djel.	29.865	12.967	666	12.301	12.098	202	1	
DF Proizv. koksa, naftnih derivata	28.367	6.424	-	6.424	6.424	-	-	
DG Proizv. kemikalija i kem. proizvoda	27.905	2.868	708	2.160	1.832	329	-	
DH Proizv. proizvoda od gume i plastike	18.002	3.857	134	3.723	3.696	27	-	
DI Proizv. ostalih nemetalnih proizvoda	60.999	25.399	1.216	24.183	19.247	4.058	878	
DJ Proizv. metala i proizvoda od metala	109.829	16.686	1.254	15.432	14.689	665	79	
DK Proizvodnja strojeva i uređaja	14.177	7.888	269	7.619	7.386	210	24	
DL Proizv. električne i optičke opreme	13.738	6.885	489	6.396	5.572	824	-	
DM Proizvodnja prijevoznih sredstava	10.500	3.726	356	3.370	3.348	22	-	
DN Ostala prerađivačka industrija	24.782	9.210	16	9.194	8.821	216	157	
<b>E Proizvodnja i opskrba električnom energijom, plinom i vodom</b>	<b>359.875</b>	<b>137.289</b>	<b>6.568</b>	<b>130.722</b>	<b>23.298</b>	<b>107.246</b>	<b>178</b>	
<b>F Građevinarstvo</b>	<b>105.007</b>	<b>36.793</b>	<b>7.569</b>	<b>29.224</b>	<b>26.935</b>	<b>2.289</b>	<b>-</b>	
<b>G Trgovina na veliko i malo, popravak motornih vozila i motocikla te predmeta za osobnu upotrebu i kućanstvo</b>	<b>492.769</b>	<b>266.819</b>	<b>16.555</b>	<b>250.265</b>	<b>237.841</b>	<b>11.860</b>	<b>564</b>	
<b>H Hoteli i restorani</b>	<b>65.258</b>	<b>50.626</b>	<b>413</b>	<b>50.213</b>	<b>35.019</b>	<b>15.139</b>	<b>56</b>	
<b>I Prijevoz, skladištenje i veze</b>	<b>344.770</b>	<b>108.359</b>	<b>1.894</b>	<b>106.465</b>	<b>27.398</b>	<b>78.945</b>	<b>121</b>	
<b>J Financijsko posredovanje</b>	<b>121.712</b>	<b>62.036</b>	<b>3.758</b>	<b>58.278</b>	<b>31.170</b>	<b>27.108</b>	<b>-</b>	
<b>K Poslovanje nekretninama iznajmljivanje i poslovne usluge</b>	<b>134.847</b>	<b>87.171</b>	<b>13.358</b>	<b>73.813</b>	<b>54.900</b>	<b>18.811</b>	<b>102</b>	
<b>L Javna uprava i odbrana; obavezno socijalno osiguranje</b>	<b>260.971</b>	<b>206.708</b>	<b>14.479</b>	<b>192.229</b>	<b>41.068</b>	<b>148.395</b>	<b>2.766</b>	
<b>M Obrazovanje</b>	<b>25.326</b>	<b>14.518</b>	<b>963</b>	<b>13.555</b>	<b>13.201</b>	<b>344</b>	<b>10</b>	
<b>N Zdravstvena i socijalna skrb</b>	<b>50.670</b>	<b>13.420</b>	<b>1.005</b>	<b>12.415</b>	<b>12.051</b>	<b>364</b>	<b>-</b>	
<b>O Ostale javne, komunalne, društvene, socijalne i osobne uslužne djelatnosti</b>	<b>49.005</b>	<b>15.184</b>	<b>1.909</b>	<b>13.276</b>	<b>11.125</b>	<b>1.943</b>	<b>208</b>	
<b>P Privatna kućanstva sa zaposlenim osobama</b>	<b>-</b>	<b>-</b>	<b>-</b>	<b>-</b>	<b>-</b>	<b>-</b>	<b>-</b>	
<b>Q Eksteritorijalne organizacije i tijela</b>	<b>-</b>	<b>-</b>	<b>-</b>	<b>-</b>	<b>-</b>	<b>-</b>	<b>-</b>	



Materijalna (opipljiva) stalna sredstva <i>Tangible fixed assets</i>										Activity of investor
Strojevi, oprema i transportna sredstva <i>Machines, equipment and means of transport</i>										
Strojevi i oprema <i>Machines and equipment</i>										
Svega <i>Total</i>	Metalni proizvodi i naprave <i>Metal products and devices</i>	Strojevi za proizv. i iskorist.mehaničk e energije <i>Machines for production and exploitation of mechanical energy</i>	Drugi strojevi za posebne namjene <i>Other machines for particular purposes</i>	Poljopr.i šumarski strojevi <i>Agricultural and forestry machines</i>	Računari i druga oprema <i>Computers and other equipment</i>	El. motori, gener. i transformatori <i>Electric motors, generators and transformers</i>	RTV, komunikacijski uredaji i oprema <i>Radios, TV receivers and communication s devices</i>	Medicinska oprema <i>Medical equipment</i>	Namještaj i unutarnja oprema <i>Furniture and interior equipment</i>	
1.121.316	36.202	105.731	387.372	8.650	164.360	185.020	131.506	27.131	75.344	TOTAL
10.307	1.012	896	2.295	4.175	1.115	46	53	22	694	A Agriculture, hunting and forestry
506	-	136	50	73	77	10	6	-	156	B Fishing
26.631	357	1.251	23.468	3	607	309	175	151	311	C Mining and quarrying
6.234	86	343	4.631	3	401	298	153	109	211	CA Mining and quarrying of energy producing materials
20.397	271	908	18.836	-	206	11	22	42	100	CB Mining and quarrying, except of energy producing materials
357.793	15.438	52.199	241.859	1.567	32.184	4.556	1.330	370	8.289	D Manufacturing
107.599	2.082	16.067	81.594	479	2.178	655	330	153	4.062	DA Manuf. of food products, beverages and tobacco
6.916	105	1.520	4.200	2	657	99	17	-	317	DB Manuf. of textiles and textile products
1.615	61	971	479	1	48	1	11	-	43	DC Manuf. of leather and leather products
22.161	1.105	1.234	17.554	952	562	183	32	1	537	DD Manuf. of wood and wood products
14.111	40	4.167	6.516	1	2.276	73	308	44	686	DE Manuf. of pulp, paper, publishing and printing
21.801	11	21.641	86	-	36	2	-	19	6	DF Manuf. of coke, petroleum products
23.956	1.014	393	2.294	43	19.876	52	39	103	140	DG Manuf. of chemicals and ch. prod.
13.224	488	898	10.770	1	765	17	26	-	258	DH Manuf. of rubber and plastic prod.
31.203	8.738	2.014	16.252	-	841	3.077	40	7	233	DI Manuf. of other non metallic min. prod.
88.772	64	1.248	84.715	71	1.545	129	79	6	916	DJ Manuf. of basic metals and metal prod.
5.678	27	711	4.501	12	263	20	21	5	118	DK Manuf. of machinery and equip.
4.690	559	250	393	-	2.347	88	383	32	637	DL Manuf. of electrical and optical equip.
5.915	5	200	5.311	-	223	21	13	-	143	DM Manufac. of transport equipment
10.153	1.139	885	7.193	5	568	139	32	-	193	DN Manufacture n.e.c.
213.090	2.493	24.409	2.885	713	9.668	170.819	1.346	190	567	E Electricity, gas and water supply
46.686	1.089	3.920	34.736	377	3.760	389	462	119	1.834	F Construction
134.061	7.719	14.258	48.812	624	27.553	1.436	3.790	1.247	28.622	G Wholesale and retail trade; repair of motor vehicles, motorcycles and personal household goods
9.566	461	149	1.049	-	1.060	123	276	718	5.731	H Hotels and restaurants
157.660	3.058	2.388	21.430	485	11.899	4.804	109.127	76	4.391	I Transport, storage and communication
34.528	101	570	311	-	22.350	130	2.723	74	8.270	J Financial intermediation
29.151	963	2.925	7.915	73	11.819	338	1.008	784	3.326	K Real estate, renting and business activities
35.978	904	1.741	439	11	20.798	1.522	2.025	3.180	5.356	L Public administration and defense; compulsory social security
10.009	243	74	220	55	4.689	79	435	617	3.596	M Education
34.306	141	290	698	34	11.083	53	454	19.501	2.052	N Health and social work
21.042	2.225	524	1.206	460	5.697	405	8.296	81	2.149	O Other community, social and personal service activities
-	-	-	-	-	-	-	-	-	-	P Private households with employed persons
-	-	-	-	-	-	-	-	-	-	Q Extra-territorial organisations and bodies

3.6 DETALJNA TEHNIČKA STRUKTURA OSTVARENIH INVESTICIJA U NOVA STALNA SREDSTVA,  
PREMA DJELATNOSTI INVESTITORA (EU NACE Rev.1.1) U 2004. GODINI  
DETAILED TECHNICAL STRUCTURE OF GROSS FIXED CAPITAL FORMATION IN NEW FIXED ASSETS  
BY ACTIVITY OF INVESTOR (EU NACE Rev.1.1) IN 2004

Dio drugi / The second part

Djelatnost investitora	Materijalna (opipljiva) stalna sredstva Tangible fixed assets						
	Strojevi, oprema i transportna sredstva Machines, equipment and means of transport				Ostala materijalna (opipljiva) stalna sredstva Other tangible fixed assets		
	Transportna sredstva Transport				Svega Total	Osnovno stado Livestock unit	Pošumljavanje Afforesting
	Svega Total	Putnička vozila Passenger vehicles	Teretna vozila Cargo vehicles	Druga vozila i plovila Other vehicles and ships			
<b>UKUPNO</b>	<b>252.856</b>	<b>104.539</b>	<b>113.117</b>	<b>35.201</b>	<b>18.092</b>	<b>5.531</b>	<b>12.560</b>
<b>A Poljoprivreda, lov i šumarstvo</b>	<b>3.654</b>	<b>2.212</b>	<b>1.368</b>	<b>74</b>	<b>12.281</b>	<b>2.589</b>	<b>9.692</b>
<b>B Ribarstvo</b>	<b>34</b>	<b>6</b>	<b>28</b>	<b>-</b>	<b>100</b>	<b>100</b>	<b>-</b>
<b>C Vadenje ruda i kamena</b>	<b>4.143</b>	<b>647</b>	<b>2.801</b>	<b>695</b>	<b>198</b>	<b>-</b>	<b>198</b>
CA Vadenje energetskih sirovina	206	105	101	-	10	-	10
CB Vadenje ruda i kamena	3.937	542	2.700	695	187	-	187
<b>D Prerađivačka industrija</b>	<b>34.475</b>	<b>12.564</b>	<b>18.977</b>	<b>2.935</b>	<b>3.113</b>	<b>1.535</b>	<b>1.578</b>
DA Proizvodnja hrane, pića i duhanskih proizvoda	13.200	2.846	9.796	558	1.472	1.412	60
DB Proizv. tekstila i tekstilnih proizvoda	844	644	151	48	-	-	-
DC Proizv. kože i kožnih proizvoda	31	31	-	-	-	-	-
DD Prerada drveta i proizvodi od drveta	4.959	1.236	1.540	2.183	106	85	21
DE Proizv. celuloze, papira i proizvoda od papira; izdavačka i tiskarska djel.	2.389	1.631	714	45	-	-	-
DF Proizv. koks, naftnih derivata	139	139	-	-	-	-	-
DG Proizv. kemikalija i kem. proizvoda	788	527	245	17	58	-	58
DH Proizv. proizvoda od gume i plastike	887	698	157	31	-	-	-
DI Proizv. ostalih nemetalnih proizvoda	3.712	608	3.099	5	-	-	-
DJ Proizv. metala i proizvoda od metala	3.523	2.064	1.454	4	108	37	71
DK Proizvodnja strojeva i uređaja	519	414	95	10	-	-	-
DL Proizv. električne i optičke opreme	1.179	882	297	-	-	-	-
DM Proizvodnja prijevoznih sredstava	412	312	100	-	-	-	-
DN Ostala prerađivačka industrija	1.894	532	1.328	34	1.368	-	1.368
<b>E Proizvodnja i opskrba električnom energijom, plinom i vodom</b>	<b>5.243</b>	<b>2.262</b>	<b>2.527</b>	<b>454</b>	<b>-</b>	<b>-</b>	<b>-</b>
<b>F Građevinarstvo</b>	<b>20.137</b>	<b>6.819</b>	<b>13.265</b>	<b>54</b>	<b>19</b>	<b>19</b>	<b>-</b>
<b>G Trgovina na veliko i malo, popravak motornih vozila i motocikla te predmeta za osobnu upotrebu i kućanstvo</b>	<b>75.200</b>	<b>35.340</b>	<b>35.123</b>	<b>4.736</b>	<b>1.053</b>	<b>228</b>	<b>826</b>
<b>H Hoteli i restorani</b>	<b>3.175</b>	<b>964</b>	<b>1.970</b>	<b>241</b>	<b>35</b>	<b>-</b>	<b>35</b>
<b>I Prijevoz, skladištenje i veze</b>	<b>57.114</b>	<b>5.674</b>	<b>26.061</b>	<b>25.379</b>	<b>-</b>	<b>-</b>	<b>-</b>
<b>J Financijsko posredovanje</b>	<b>6.650</b>	<b>5.215</b>	<b>1.435</b>	<b>-</b>	<b>-</b>	<b>-</b>	<b>-</b>
<b>K Poslovanje nekretninama iznajmljivanje i poslovne usluge</b>	<b>16.134</b>	<b>11.934</b>	<b>4.193</b>	<b>7</b>	<b>891</b>	<b>795</b>	<b>96</b>
<b>L Javna uprava i odbrana; obavezno socijalno osiguranje</b>	<b>13.805</b>	<b>12.785</b>	<b>767</b>	<b>253</b>	<b>326</b>	<b>205</b>	<b>121</b>
<b>M Obrazovanje</b>	<b>654</b>	<b>647</b>	<b>-</b>	<b>8</b>	<b>4</b>	<b>2</b>	<b>2</b>
<b>N Zdravstvena i socijalna skrb</b>	<b>2.840</b>	<b>2.744</b>	<b>96</b>	<b>-</b>	<b>23</b>	<b>14</b>	<b>9</b>
<b>O Ostale javne, komunalne, društvene, socijalne i osobne uslužne djelatnosti</b>	<b>9.598</b>	<b>4.725</b>	<b>4.506</b>	<b>367</b>	<b>48</b>	<b>45</b>	<b>3</b>
<b>P Privatna kućanstva sa zaposlenim osobama</b>	<b>-</b>	<b>-</b>	<b>-</b>	<b>-</b>	<b>-</b>	<b>-</b>	<b>-</b>
<b>Q Eksteritorijalne organizacije i tijela</b>	<b>-</b>	<b>-</b>	<b>-</b>	<b>-</b>	<b>-</b>	<b>-</b>	<b>-</b>

u 000 KM  
thousand KM

Nematerijalna (neopipljiva) stalna sredstva <i>Intangible fixed assets</i>					Troškovi prijenosa vlasništva zemljišta <i>Cost of transactions of land</i>	Activity of investor
Svega <i>Total</i>	Rudarska i mineralna istraživanja <i>Mining and mineral explorations</i>	Softveri <i>Software</i>	Umjetnički originali <i>Original works of art</i>	Ostalo <i>Others</i>		
78.659	2.094	37.418	369	38.779	8.057	<b>TOTAL</b>
1.457	-	58	18	1.381	69	<b>A Agriculture, hunting and forestry</b>
2	-	2	-	-	1	<b>B Fishing</b>
2.210	1.777	3	1	428	6	<b>C Mining and quarrying</b>
130	2	1	1	127	-	<i>CA Mining and quarrying of energy producing materials</i>
2.079	1.776	3	-	301	6	<i>CB Mining and quarrying, except of energy producing materials</i>
9.291	117	1.067	7	8.100	1.427	<b>D Manufacturing</b>
3.483	-	165	1	3.318	1.043	<i>DA Manuf. of food products, beverages and tobacco</i>
190	-	6	-	184	21	<i>DB Manuf. of textiles and textile products</i>
7	-	5	-	2	-	<i>DC Manuf. of leather and leather products</i>
56	-	20	-	36	143	<i>DD Manuf. of wood and wood products</i>
351	-	211	6	134	47	<i>DE Manuf. of pulp, paper, publishing and printing</i>
-	-	-	-	-	3	<i>DF Manuf. of coke, petroleum products</i>
235	8	65	-	162	-	<i>DG Manuf. of chemicals and ch. prod.</i>
23	-	5	-	19	11	<i>DH Manuf. of rubber and plastic prod.</i>
622	108	292	-	221	63	<i>DI Manuf. of other non metallic min. prod.</i>
731	-	66	-	665	8	<i>DJ Manuf. of basic metals and metal prod.</i>
39	-	18	-	21	53	<i>DK Manuf. of machinery and equip.</i>
971	-	26	-	945	13	<i>DL Manuf. of electrical and optical equip.</i>
433	-	60	-	373	14	<i>DM Manufac. of transport equipment</i>
2.150	-	129	-	2.021	7	<i>DN Manufacture n.e.c.</i>
3.812	-	827	-	2.985	440	<b>E Electricity, gas and water supply</b>
674	76	86	10	502	698	<b>F Construction</b>
11.240	45	1.759	40	9.396	4.396	<b>G Wholesale and retail trade; repair of motor vehicles, motorcycles and personal household goods</b>
1.855	-	7	-	1.848	-	<b>H Hotels and restaurants</b>
21.318	3	18.686	-	2.630	319	<b>I Transport, storage and communication</b>
18.162	51	12.107	119	5.885	335	<b>J Financial intermediation</b>
1.407	-	569	-	838	92	<b>K Real estate, renting and business activities</b>
4.010	-	531	59	3.420	143	<b>L Public administration and defense; compulsory social security</b>
105	-	34	3	69	34	<b>M Education</b>
81	-	67	-	14	-	<b>N Health and social work</b>
3.035	26	1.615	112	1.282	98	<b>O Other community, social and personal service activities</b>
-	-	-	-	-	-	<b>P Private households with employed persons</b>
-	-	-	-	-	-	<b>Q Extra-territorial organisations and bodies</b>

4. OSTVARENE INVESTICIJE U NOVA STALNA SREDSTVA PREMA KARAKTERU IZGRADNJE I TEHNIČKOJ STRUKTURI, PREMA DJELATNOSTI INVESTITORA (EU NACE Rev.1.1) U 2004. GODINI

GROSS FIXED CAPITAL FORMATION IN NEW FIXED ASSETS, BY KIND OF CONSTRUCTION AND TECHNICAL COMPOSITION:  
BY ACTIVITY OF INVESTOR (EU NACE Rev.1.1) IN 2004

Djelatnost investitora	Ostvarene investicije u <u>nova</u> stalna sredstva <i>Gross fixed capital formation in <u>new</u> fixed assets</i>	Karakter izgradnje <i>Kind of construction</i>			Dio ukupnih investicija u zaštitu životne sredine <i>Part of gross fixed capital formation for protection of the environment</i>
		Izgradnja novih kapaciteta <i>New capacities</i>	Rekonstrukcija, modernizacija, dogradnja i proširenje <i>Reconstruction, renovation, upgrade and expansion</i>	Održavanje nivoa postojećih kapaciteta <i>Maintenance existing level of capacities</i>	
<b>UKUPNO</b>	<b>2.667.986</b>	<b>1.440.435</b>	<b>956.121</b>	<b>271.434</b>	<b>8.823</b>
<b>A Poljoprivreda, lov i šumarstvo</b>	<b>41.522</b>	<b>24.259</b>	<b>12.911</b>	<b>4.352</b>	<b>1.992</b>
<b>B Ribarstvo</b>	<b>804</b>	<b>287</b>	<b>393</b>	<b>124</b>	<b>-</b>
<b>C Vadenje ruda i kamena</b>	<b>43.772</b>	<b>8.154</b>	<b>17.123</b>	<b>18.495</b>	<b>-</b>
CA Vadenje energetskih sirovina	11.906	581	742	10.583	-
CB Vadenje ruda i kamena	31.866	7.573	16.381	7.912	-
<b>D Prerađivačka industrija</b>	<b>571.680</b>	<b>320.443</b>	<b>188.989</b>	<b>62.248</b>	<b>1.144</b>
DA Proizvodnja hrane, pića i duhanskih proizvoda	173.423	92.002	61.495	19.926	29
DB Proizv. tekstila i tekstilnih proizvoda	14.703	8.534	5.326	844	-
DC Proizv. kože i kožnih proizvoda	3.148	2.153	908	88	-
DD Prerada drveta i proizvodi od drveta	42.242	21.651	17.793	2.799	24
DE Proizv. celuloze, papira i proizvoda od papira; izdavačka i tiskarska djel.	29.865	20.775	5.672	3.417	58
DF Proizv. koksa, naftnih derivata	28.367	27.789	404	174	-
DG Proizv. kemikalija i kem. proizvoda	27.905	2.556	4.546	20.803	48
DH Proizv. proizvoda od gume i plastike	18.002	10.764	5.442	1.796	-
DI Proizv. ostalih nemetalnih proizvoda	60.999	21.068	37.181	2.750	260
DJ Proizv. metala i proizvoda od metala	109.829	77.351	28.970	3.507	176
DK Proizvodnja strojeva i uređaja	14.177	7.115	4.172	2.889	-
DL Proizv. električne i optičke opreme	13.738	8.402	4.249	1.087	-
DM Proizvodnja prijevoznih sredstava	10.500	4.832	5.331	337	-
DN Ostala prerađivačka industrija	24.782	15.451	7.500	1.832	549
<b>E Proizvodnja i opskrba električnom energijom, plinom i vodom</b>	<b>359.875</b>	<b>186.042</b>	<b>140.419</b>	<b>33.414</b>	<b>523</b>
<b>F Građevinarstvo</b>	<b>105.007</b>	<b>57.652</b>	<b>32.814</b>	<b>14.541</b>	<b>5</b>
<b>G Trgovina na veliko i malo, popravak motornih vozila i motocikla te predmeta za osobnu upotrebu i kućanstvo</b>	<b>492.769</b>	<b>290.694</b>	<b>155.026</b>	<b>47.049</b>	<b>39</b>
H Hoteli i restorani	65.258	33.879	28.143	3.236	-
I Prijevoz, skladištenje i veze	344.770	236.002	89.506	19.262	-
J Financijsko posredovanje	121.712	41.446	78.500	1.766	-
K Poslovanje nekretninama iznajmljivanje i poslovne usluge	134.847	79.557	28.615	26.675	670
L Javna uprava i odbrana; obavezno socijalno osiguranje	260.971	118.669	128.564	13.739	4.295
M Obrazovanje	25.326	8.365	12.343	4.618	-
N Zdravstvena i socijalna skrb	50.670	19.147	14.969	16.554	8
O Ostale javne, komunalne, društvene, socijalne i osobne uslužne djelatnosti	49.005	15.839	27.806	5.361	147
P Privatna kućanstva sa zaposlenim osobama	-	-	-	-	-
Q Eksteritorijalne organizacije i tijela	-	-	-	-	-

Tehnička struktura Technical composition						Activity of investor
Stambene zgrade i prostori Dwellings	Ostali građevinski radovi Other construction work	Strojevi, oprema i transportna sredstva Machinery, transport and other equipment	Ostala opipljiva stalna sredstva Other tangible fixed assets	Nematerijalna (neopipljiva) stalna sredstva Intangible fixed assets	Troškovi prijenosa vlasništva zemljišta Costs of transaction of land	
79.939	1.109.067	1.374.172	18.092	78.659	8.057	<b>TOTAL</b>
1.216	12.537	13.961	12.281	1.457	69	<b>A Agriculture, hunting and forestry</b>
-	160	541	100	2	1	<b>B Fishing</b>
1.954	8.631	30.774	198	2.210	6	<b>C Mining and quarrying</b>
51	5.274	6.440	10	130	-	<i>CA Mining and quarrying of energy producing materials</i>
1.903	3.357	24.333	187	2.079	6	<i>CB Mining and quarrying, except of energy producing materials</i>
8.298	157.283	392.268	3.113	9.291	1.427	<b>D Manufacturing</b>
1.798	44.827	120.799	1.472	3.483	1.043	<i>DA Manuf. of food products, beverages and tobacco</i>
91	6.642	7.759	-	190	21	<i>DB Manuf. of textiles and textile products</i>
434	1.062	1.646	-	7	-	<i>DC Manuf. of leather and leather products</i>
868	13.950	27.119	106	56	143	<i>DD Manuf. of wood and wood products</i>
666	12.301	16.500	-	351	47	<i>DE Manuf. of pulp, paper, publishing and printing</i>
-	6.424	21.940	-	-	3	<i>DF Manuf. of coke, petroleum products</i>
708	2.160	24.745	58	235	-	<i>DG Manuf. of chemicals and ch. prod.</i>
134	3.723	14.111	-	23	11	<i>DH Manuf. of rubber and plastic prod.</i>
1.216	24.183	34.915	-	622	63	<i>DI Manuf. of other non metallic min. prod.</i>
1.254	15.432	92.295	108	731	8	<i>DJ Manuf. of basic metals and metal prod.</i>
269	7.619	6.196	-	39	53	<i>DK Manuf. of machinery and equip.</i>
489	6.396	5.869	-	971	13	<i>DL Manuf. of electrical and optical equip.</i>
356	3.370	6.327	-	433	14	<i>DM Manufac. of transport equipment</i>
16	9.194	12.047	1.368	2.150	7	<i>DN Manufacture n.e.c.</i>
6.568	130.722	218.333	-	3.812	440	<b>E Electricity, gas and water supply</b>
7.569	29.224	66.823	19	674	698	<b>F Construction</b>
16.555	250.265	209.260	1.053	11.240	4.396	<b>G Wholesale and retail trade; repair of motor vehicles, motorcycles and personal household goods</b>
413	50.213	12.741	35	1.855	-	<b>H Hotels and restaurants</b>
1.894	106.465	214.774	-	21.318	319	<b>I Transport, storage and communication</b>
3.758	58.278	41.178	-	18.162	335	<b>J Financial intermediation</b>
13.358	73.813	45.285	891	1.407	92	<b>K Real estate, renting and business activities</b>
14.479	192.229	49.784	326	4.010	143	<b>L Public administration and defense; compulsory social security</b>
963	13.555	10.663	4	105	34	<b>M Education</b>
1.005	12.415	37.146	23	81	-	<b>N Health and social work</b>
1.909	13.276	30.640	48	3.035	98	<b>O Other community, social and personal service activities</b>
-	-	-	-	-	-	<b>P Private households with employed persons</b>
-	-	-	-	-	-	<b>Q Extra-territorial organizations and bodies</b>

5. OSTVARENE INVESTICIJE U NOVA STALNA SREDSTVA PREMA DJELATNOSTI INVESTITORA I NAMJENI INVESTICIJA (EU NACE Rev.1.1) U 2004.GODINI  
GROSS FIXED CAPITAL FORMATION IN NEW FIXED ASSETS, BY ACTIVITY OF INVESTOR AND PURPOSE OF INVESTMENT (EU NAVE Rev.1.1) IN 2004

Djelatnost investitora	Ukupno <i>Total</i>	Namjena investicija							
		A	B	C	D	E	F	G	H
		Poljoprivreda, lov i šumarstvo <i>Agriculture, hunting and forestry</i>	Ribarstvo <i>Fishing</i>	Vadenje ruda i kamena <i>Mining and quarrying</i>	Prerađivačka industrija <i>Manufacturing</i>	Proizvodnja i opskrba el.energ. plinom i vodom <i>Electricity</i>	Građevinarstvo <i>Construction</i>	Trgovina na veliko i malo; popravak motornih vozila i motocikla te predmeta za osobnu upotrebu i kućanstvo <i>Wholesale and retail trade; repair of motor vehicles, motorcycles and personal and household goods</i>	Hoteli i restorani <i>Hotels and restaurants</i>
<b>UKUPNO</b>	<b>2.667.986</b>	<b>43.935</b>	<b>2.036</b>	<b>45.515</b>	<b>559.303</b>	<b>335.657</b>	<b>369.925</b>	<b>467.962</b>	<b>64.527</b>
<b>A Poljoprivreda, lov i šumarstvo</b>	<b>41.522</b>	<b>40.463</b>	-	-	<b>109</b>	-	<b>873</b>	<b>27</b>	-
<b>B Ribarstvo</b>	<b>804</b>	-	<b>804</b>	-	-	-	-	-	-
<b>C Vadenje ruda i kamena</b>	<b>43.772</b>	<b>187</b>	-	<b>41.630</b>	-	-	<b>1.954</b>	-	-
CA Vadenje energetskih sirovina	11.906	-	-	11.855	-	-	51	-	-
CB Vadenje ruda i kamena	31.866	187	-	29.775	-	-	1.903	-	-
<b>D Prerađivačka industrija</b>	<b>571.680</b>	<b>1.461</b>	-	<b>3.885</b>	<b>547.641</b>	<b>316</b>	<b>8.047</b>	<b>4.838</b>	<b>30</b>
DA Proizvodnja hrane, pića i duhanskih proizvoda	173.423	14	-	-	171.502	-	1.637	201	17
DB Proizv. tekstila i tekstilnih proizvoda	14.703	-	-	-	14.612	-	91	-	-
DC Proizv. kože i kožnih proizvoda	3.148	-	-	-	2.714	-	434	-	-
DD Prerada drveta i proizvodi od drveta	42.242	16	-	-	41.138	36	866	94	-
DE Proizv. celuloze, papira i proizvoda od papira; izdavačka i tiskarska djela	29.865	-	-	-	25.996	-	666	3.203	-
DF Proizv. koks, naftnih derivata	28.367	-	-	-	28.367	-	-	-	-
DG Proizv. kemikalija i kem. proizvoda	27.905	-	-	-	27.374	-	531	-	-
DH Proizv. proizvoda od gume i plastike	18.002	-	-	-	17.869	-	133	-	-
DI Proizv. ostalih nemetalnih proizvoda	60.999	-	-	3.885	50.527	-	1.308	-	-
DJ Proizv. metala i proizvoda od metala	109.829	37	-	-	107.509	-	1.209	1.074	-
DK Proizvodnja strojeva i uređaja	14.177	-	-	-	13.908	-	269	-	-
DL Proizv. električne i optičke opreme	13.738	-	-	-	13.249	-	489	-	-
DM Proizvodnja prijevoznih sredstava	10.500	-	-	-	10.144	-	356	-	-
DN Ostala prerađivačka industrija	24.782	1.394	-	-	22.732	280	58	266	14
<b>E Proizvodnja i opskrba električnom energijom, plinom i vodom</b>	<b>359.875</b>	<b>162</b>	-	-	-	<b>324.570</b>	<b>30.772</b>	-	-
<b>F Građevinarstvo</b>	<b>105.007</b>	-	-	-	<b>92</b>	-	<b>97.450</b>	<b>5.573</b>	<b>1.776</b>
<b>G Trgovina na veliko i malo, popravak motornih vozila i motocikla te predmeta za osobnu upotrebu i kućanstvo</b>	<b>492.769</b>	<b>489</b>	<b>1.232</b>	-	<b>9.188</b>	-	<b>22.380</b>	<b>453.938</b>	<b>2.578</b>
<b>H Hoteli i restorani</b>	<b>65.258</b>	-	-	-	<b>34</b>	-	<b>413</b>	<b>1.551</b>	<b>60.119</b>
<b>I Prijevoz, skladištenje i veze</b>	<b>344.770</b>	-	-	-	<b>317</b>	-	<b>1.812</b>	<b>571</b>	-
<b>J Financijsko posredovanje</b>	<b>121.712</b>	-	-	-	-	<b>332</b>	<b>29.035</b>	-	-
<b>K Poslovanje nekretninama iznajmljivanje i poslovne usluge</b>	<b>134.847</b>	-	-	-	<b>1.918</b>	-	<b>29.651</b>	<b>1.464</b>	-
<b>L Javna uprava i odbrana; obavezno socijalno osiguranje</b>	<b>260.971</b>	<b>772</b>	-	-	<b>5</b>	<b>10.420</b>	<b>143.816</b>	-	-
<b>M Obrazovanje</b>	<b>25.326</b>	-	-	-	-	-	<b>915</b>	-	-
<b>N Zdravstvena i socijalna skrb</b>	<b>50.670</b>	-	-	-	-	-	<b>1.055</b>	-	-
<b>O Ostale javne, komunalne, društvene, socijalne i osobne uslužne djelatnosti</b>	<b>49.005</b>	<b>400</b>	-	-	-	<b>20</b>	<b>1.752</b>	-	<b>24</b>
<b>P Privatna kućanstva sa zaposlenim osobama</b>	-	-	-	-	-	-	-	-	-
<b>Q Eksteritorijalne organizacije i tijela</b>	-	-	-	-	-	-	-	-	-

/ Purpose of investment									Activity of investor
I	J	K	L	M	N	O	P	Q	
Prijevoz, skladištenje i veze <i>Transport, storage and communication</i>	Financijsko posredovanje <i>Financial intermediation</i>	Poslovanje nekretninama i poslovnih usluga <i>Real estate renting and business activities</i>	Javna uprava i obrana; obavezno socijalno osiguranje <i>Public administration and defence; compulsory and social security</i>	Obrazovanje <i>Education</i>	Zdravstvena i socijalna skrb <i>Health and social work</i>	Ostale javne, komunalne, društvene, socijalne i osobne uslužne djelatnosti <i>Other community, social and personal service activities</i>	Privatna kućanstva sa zaposlenim osobama <i>Private households with employed persons</i>	Eksteritorijalne organizacije i tijela <i>Extraterritorial organizations and bodies</i>	
354.747	88.369	106.332	86.743	30.130	51.351	61.453	-	-	<b>TOTAL</b>
39	-	-	-	-	-	11	-	-	<b>A Agriculture, hunting and forestry</b>
-	-	-	-	-	-	-	-	-	<b>B Fishing</b>
-	-	-	-	-	-	-	-	-	<b>C Mining and quarrying</b>
-	-	-	-	-	-	-	-	-	<i>CA Mining and quarrying of energy producing materials</i>
-	-	-	-	-	-	-	-	-	<i>CB Mining and quarrying, except of energy producing materials</i>
5.286	-	174	-	-	2	-	-	-	<b>D Manufacturing</b>
1	-	49	-	-	2	-	-	-	<i>DA Manuf. of food products, beverages and tobacco</i>
-	-	-	-	-	-	-	-	-	<i>DB Manuf. of textiles and textile products</i>
-	-	-	-	-	-	-	-	-	<i>DC Manuf. of leather and leather products</i>
-	-	93	-	-	-	-	-	-	<i>DD Manuf. of wood and wood products</i>
-	-	-	-	-	-	-	-	-	<i>DE Manuf. of pulp, paper, publishing and printing</i>
-	-	-	-	-	-	-	-	-	<i>DF Manuf. of coke, petroleum products</i>
-	-	-	-	-	-	-	-	-	<i>DG Manuf. of chemicals and ch. prod.</i>
-	-	-	-	-	-	-	-	-	<i>DH Manuf. of rubber and plastic prod.</i>
5.279	-	-	-	-	-	-	-	-	<i>DI Manuf. of other non metallic min. prod.</i>
-	-	-	-	-	-	-	-	-	<i>DJ Manuf. of basic metals and metal prod.</i>
-	-	-	-	-	-	-	-	-	<i>DK Manuf. of machinery and equip.</i>
-	-	-	-	-	-	-	-	-	<i>DL Manuf. of electrical and optical equip.</i>
-	-	-	-	-	-	-	-	-	<i>DM Manufac. of transport equipment</i>
6	-	32	-	-	-	-	-	-	<i>DN Manufacture n.e.c.</i>
4.221	-	-	-	-	-	150	-	-	<b>E Electricity, gas and water supply</b>
115	-	-	-	-	-	-	-	-	<b>F Construction</b>
2.260	-	502	202	-	-	-	-	-	<b>G Wholesale and retail trade; repair of motor vehicles, motorcycles and personal household goods</b>
-	-	3.141	-	-	-	-	-	-	<b>H Hotels and restaurants</b>
342.070	-	-	-	-	-	-	-	-	<b>I Transport, storage and communication</b>
-	88.088	706	2.683	-	-	868	-	-	<b>J Financial intermediation</b>
5	-	101.808	-	-	-	-	-	-	<b>K Real estate, renting and business activities</b>
747	281	-	83.858	5.719	1.734	13.618	-	-	<b>L Public administration and defence; compulsory social security</b>
-	-	-	-	24.411	-	-	-	-	<b>M Education</b>
-	-	-	-	-	49.615	-	-	-	<b>N Health and social work</b>
3	-	-	-	-	-	46.806	-	-	<b>O Other community, social and personal service activities</b>
-	-	-	-	-	-	-	-	-	<b>P Private households with employed persons</b>
-	-	-	-	-	-	-	-	-	<b>Q Extra-territorial organizations and bodies</b>





**RAZINA OBRADJE FEDERACIJA BOSNE I HERCEGOVINE**  
*DATA PROCESSING – LEVEL FEDERATION OF BOSNIA AND HERZEGOVINA*

**TABELE/TABLES**

1. ISPLATE ZA INVESTICIJE U STALNA SREDSTVA PO OSNOVNIM IZVORIMA  
FINANCIRANJA, PREMA DJELATNOSTI INVESTITORA (EU NACE Rev.1.1) U 2004. GODINI

FEDERACIJA BOSNE I HERCEGOVINE  
FEDERATION OF BOSNIA AND HERZEGOVINA

PAYMENTS FOR GROSS FIXED CAPITAL FORMATION, BY MAIN FORMS  
OF INVESTMENT, BY ACTIVITY OF INVESTOR (EU NACE Rev.1.1) IN 2004

u 000 KM  
thousand KM

Djelatnost investitora	Isplaćeno za investicije u stalna sredstva Payments for gross fixed capital formation in fixed assets							Activity of investor
	Ukupno Total	Iz sopstvenih sredstava From own financial assets	Iz udruženih sredstava From joint assets	Iz financijskih kredita From financial credits	Financijski najam-lizing Financial leasing	Iz sredstava proračuna i fondova From assets of budgets and funds	Iz drugih izvora From other sources	
<b>UKUPNO</b>	<b>1.930.823</b>	<b>1.179.408</b>	<b>77.281</b>	<b>426.720</b>	<b>71.295</b>	<b>27.907</b>	<b>148.212</b>	<b>TOTAL</b>
<b>A Poljoprivreda, lov i šumarstvo</b>	<b>24.386</b>	<b>14.552</b>	<b>52</b>	<b>4.519</b>	<b>478</b>	<b>1.748</b>	<b>3.038</b>	<b>A Agriculture, hunting and forestry</b>
<b>B Ribarstvo</b>	<b>602</b>	<b>155</b>	<b>-</b>	<b>398</b>	<b>-</b>	<b>49</b>	<b>-</b>	<b>B Fishing</b>
<b>C Vadenje ruda i kamena</b>	<b>29.912</b>	<b>16.383</b>	<b>987</b>	<b>5.784</b>	<b>1.958</b>	<b>-</b>	<b>4.800</b>	<b>C Mining and quarrying</b>
CA Vadenje energetskih sirovina	7.786	4.426	-	2.959	-	-	400	CA Mining and quarrying of energy producing materials
CB Vadenje ruda i kamena	22.126	11.956	987	2.825	1.958	-	4.400	CB Mining and quarrying, except of energy producing materials
<b>D Prerađivačka industrija</b>	<b>474.498</b>	<b>261.713</b>	<b>31.511</b>	<b>138.558</b>	<b>18.584</b>	<b>116</b>	<b>24.015</b>	<b>D Manufacturing</b>
DA Proizvodnja hrane, pića i duhanskih proizvoda	113.797	77.095	5.370	28.495	1.742	48	1.047	DA Manuf. of food products, beverages and tobacco
DB Proizv. tekstila i tekstilnih proizvoda	13.620	10.027	205	1.298	429	23	1.637	DB Manuf. of textiles and textile products
DC Proizv. kože i kožnih proizvoda	2.305	1.181	-	835	-	38	250	DC Manuf. of leather and leather products
DD Prerada drveta i proizvodi od drveta	33.110	18.832	2.302	8.454	2.518	-	1.003	DD Manuf. of wood and wood products
DE Proizv. celuloze, papira i proizvoda od papira; izdavačka i tiskarska djel.	24.632	16.239	302	6.597	573	-	920	DE Manuf. of pulp, paper, publishing and printing
DF Proizv. koksa, naftnih derivata	19.850	6.391	-	13.459	-	-	-	DF Manuf. of coke, petroleum products
DG Proizv. kemikalija i kem. proizvoda	25.920	25.588	102	125	25	-	79	DG Manuf. of chemicals and ch. prod.
DH Proizv. proizvoda od gume i plastike	14.043	8.475	879	3.483	1.191	-	15	DH Manuf. of rubber and plastic prod.
DI Proizv. ostalih nemetalnih proizvoda	48.122	18.178	9.576	11.812	7.417	-	1.138	DI Manuf. of other non metallic min. prod.
DJ Proizv. metala i proizvoda od metala	112.744	49.176	7.981	41.836	712	-	13.039	DJ Manuf. of basic metals and metal prod.
DK Proizvodnja strojeva i uređaja	14.571	9.260	-	3.334	76	-	1.901	DK Manuf. of machinery and equip.
DL Proizv. električne i optičke opreme	11.965	5.432	1.296	4.866	153	-	218	DL Manuf. of electrical and optical equip.
DM Proizvodnja prijevoznih sredstava	9.813	2.499	2.217	4.053	649	-	395	DM Manuf. of transport equipment
DN Ostala prerađivačka industrija	30.007	13.339	1.280	9.910	3.098	7	2.373	DN Manufacture n.e.c.
<b>E Proizvodnja i opskrba električnom energijom, plinom i vodom</b>	<b>185.125</b>	<b>88.528</b>	<b>2.339</b>	<b>63.409</b>	<b>789</b>	<b>2.853</b>	<b>27.207</b>	<b>E Electricity, gas and water supply</b>
<b>F Građevinarstvo</b>	<b>80.338</b>	<b>52.472</b>	<b>3.890</b>	<b>15.998</b>	<b>4.846</b>	<b>237</b>	<b>2.894</b>	<b>F Construction</b>
<b>G Trgovina na veliko i malo, popravak motornih vozila i motocikla te predmeta za osobnu upotrebu i kućanstvo</b>	<b>403.981</b>	<b>237.537</b>	<b>22.351</b>	<b>116.064</b>	<b>14.591</b>	<b>89</b>	<b>13.349</b>	<b>G Wholesale and retail trade; repair of motor vehicles, motorcycles and personal household goods</b>
<b>H Hoteli i restorani</b>	<b>59.102</b>	<b>25.606</b>	<b>8.213</b>	<b>24.424</b>	<b>216</b>	<b>51</b>	<b>591</b>	<b>H Hotels and restaurants</b>
<b>I Prijevoz, skladištenje i veze</b>	<b>262.914</b>	<b>180.423</b>	<b>2.976</b>	<b>28.990</b>	<b>17.442</b>	<b>377</b>	<b>32.706</b>	<b>I Transport, storage and communication</b>
<b>J Financijsko posredovanje</b>	<b>74.685</b>	<b>71.470</b>	<b>467</b>	<b>715</b>	<b>53</b>	<b>1.583</b>	<b>398</b>	<b>J Financial intermediation</b>
<b>K Poslovanje nekretninama iznajmljivanje i poslovne usluge</b>	<b>93.292</b>	<b>68.548</b>	<b>564</b>	<b>14.625</b>	<b>4.780</b>	<b>222</b>	<b>4.553</b>	<b>K Real estate, renting and business activities</b>
<b>L Javna uprava i odbrana; obavezno socijalno osiguranje</b>	<b>149.401</b>	<b>112.250</b>	<b>1.615</b>	<b>4.440</b>	<b>1.163</b>	<b>11.928</b>	<b>18.006</b>	<b>L Public administration and defense; compulsory social security</b>
<b>M Obrazovanje</b>	<b>11.561</b>	<b>4.147</b>	<b>170</b>	<b>158</b>	<b>93</b>	<b>1.671</b>	<b>5.322</b>	<b>M Education</b>
<b>N Zdravstvena i socijalna skrb</b>	<b>40.005</b>	<b>23.096</b>	<b>357</b>	<b>2.129</b>	<b>4.927</b>	<b>3.419</b>	<b>6.077</b>	<b>N Health and social work</b>
<b>O Ostale javne, komunalne, društvene, socijalne i osobne uslužne djelatnosti</b>	<b>41.022</b>	<b>22.528</b>	<b>1.789</b>	<b>6.509</b>	<b>1.376</b>	<b>3.565</b>	<b>5.255</b>	<b>O Other community, social and personal service activities</b>
<b>P Privatna kućanstva sa zaposlenim osobama</b>	<b>-</b>	<b>-</b>	<b>-</b>	<b>-</b>	<b>-</b>	<b>-</b>	<b>-</b>	<b>P Private households with employed persons</b>
<b>Q Eksteritorijalne organizacije i tijela</b>	<b>-</b>	<b>-</b>	<b>-</b>	<b>-</b>	<b>-</b>	<b>-</b>	<b>-</b>	<b>Q Extra-territorial organisations and bodies</b>

2. VREMENSKA RAZGRANIČENJA IZMEĐU ISPLATA ZA INVESTICIJE  
I OSTVARENIH INVESTICIJA 31.12.2004.G

FEDERACIJA BOSNE I HERCEGOVINE  
FEDERATION OF BOSNIA AND HERZEGOVINA

TIME DISTINCTION BETWEEN PAYMENTS FOR GROSS FIXED CAPITAL FORMATION AND  
REALIZED GROSS FIXED CAPITAL FORMATION, BY ACTIVITY OF INVESTOR (EU NACE Rev.1.1) IN 2004

u 000 KM  
thousand KM

Djelatnost investitora	Isplaćeno za investicije u 2004.g Payments for GFCF in 2004			Izvršeni a neplaćeni radovi i nabavke u 2004.g Realised but not payed works and purchases in 2004	Vrijednost ostvarenih investicija u 2004.g Gross fixed capital formation in 2004	Activity of investor
	Ukupno Total	Za izvršene radove i nabavke u 2004.g For realised works and purchases in 2004	Za obaveze iz ranijih godina For obligations from previous years			
<b>UKUPNO</b>	<b>1.930.823</b>	<b>1.865.387</b>	<b>65.436</b>	<b>159.015</b>	<b>2.024.402</b>	<b>TOTAL</b>
<b>A Poljoprivreda, lov i šumarstvo</b>	<b>24.386</b>	<b>24.156</b>	<b>230</b>	<b>1.673</b>	<b>25.829</b>	<b>A Agriculture, hunting and forestry</b>
<b>B Ribarstvo</b>	<b>602</b>	<b>602</b>	<b>-</b>	<b>7</b>	<b>608</b>	<b>B Fishing</b>
<b>C Vadenje ruda i kamena</b>	<b>29.912</b>	<b>27.183</b>	<b>2.728</b>	<b>8.031</b>	<b>35.214</b>	<b>C Mining and quarrying</b>
CA Vadenje energetskih sirovina	7.786	5.585	2.200	7.074	12.659	CA Mining and quarrying of energy producing materials
CB Vadenje ruda i kamena	22.126	21.598	528	957	22.555	CB Mining and quarrying, except of energy producing materials
<b>D Prerađivačka industrija</b>	<b>474.498</b>	<b>454.871</b>	<b>19.627</b>	<b>51.882</b>	<b>506.753</b>	<b>D Manufacturing</b>
DA Proizvodnja hrane, pića i duhanskih proizvoda	113.797	111.758	2.039	5.178	116.936	DA Manuf. of food products, beverages and tobacco
DB Proizv. tekstila i tekstilnih proizvoda	13.620	13.443	177	149	13.591	DB Manuf. of textiles and textile products
DC Proizv. kože i kožnih proizvoda	2.305	2.055	250	82	2.136	DC Manuf. of leather and leather products
DD Prerada drveta i proizvodi od drveta	33.110	32.713	396	591	33.304	DD Manuf. of wood and wood products
DE Proizv. celuloze, papira i proizvoda od papira; izdavačka i tiskarska djel.	24.632	24.150	481	4.852	29.002	DE Manuf. of pulp, paper, publishing and printing
DF Proizv. koks, naftnih derivata	19.850	19.850	-	8.101	27.952	DF Manuf. of coke, petroleum products
DG Proizv. kemikalija i kem. proizvoda	25.920	25.684	236	9	25.693	DG Manuf. of chemicals and ch. prod.
DH Proizv. proizvoda od gume i plastike	14.043	13.592	451	3.244	16.836	DH Manuf. of rubber and plastic prod.
DI Proizv. ostalih nemetalnih proizvoda	48.122	46.606	1.516	14.429	61.035	DI Manuf. of other non metallic min. prod.
DJ Proizv. metala i proizvoda od metala	112.744	99.648	13.096	13.749	113.397	DJ Manuf. of basic metals and metal prod.
DK Proizvodnja strojeva i uređaja	14.571	14.168	403	678	14.846	DK Manuf. of machinery and equip.
DL Proizv. električne i optičke opreme	11.965	11.548	417	264	11.812	DL Manuf. of electrical and optical equip.
DM Proizvodnja prijevoznih sredstava	9.813	9.752	62	299	10.051	DM Manufac. of transport equipment
DN Ostala prerađivačka industrija	30.007	29.905	102	260	30.164	DN Manufacture n.e.c.
<b>E Proizvodnja i opskrba električnom energijom, plinom i vodom</b>	<b>185.125</b>	<b>172.698</b>	<b>12.427</b>	<b>18.590</b>	<b>191.288</b>	<b>E Electricity, gas and water supply</b>
<b>F Građevinarstvo</b>	<b>80.338</b>	<b>79.378</b>	<b>960</b>	<b>3.475</b>	<b>82.853</b>	<b>F Construction</b>
<b>G Trgovina na veliko i malo, popravak motornih vozila i motocikla te predmeta za osobnu upotrebu i kućanstvo</b>	<b>403.981</b>	<b>398.871</b>	<b>5.110</b>	<b>24.477</b>	<b>423.348</b>	<b>G Wholesale and retail trade; repair of motor vehicles, motorcycles and personal household goods</b>
<b>H Hoteli i restorani</b>	<b>59.102</b>	<b>58.376</b>	<b>726</b>	<b>1.185</b>	<b>59.561</b>	<b>H Hotels and restaurants</b>
<b>I Prijevoz, skladištenje i veze</b>	<b>262.914</b>	<b>248.908</b>	<b>14.007</b>	<b>12.553</b>	<b>261.460</b>	<b>I Transport, storage and communication</b>
<b>J Financijsko posredovanje</b>	<b>74.685</b>	<b>71.800</b>	<b>2.885</b>	<b>1.310</b>	<b>73.110</b>	<b>J Financial intermediation</b>
<b>K Poslovanje nekretninama iznajmljivanje i poslovne usluge</b>	<b>93.292</b>	<b>91.958</b>	<b>1.335</b>	<b>24.621</b>	<b>116.579</b>	<b>K Real estate, renting and business activities</b>
<b>L Javna uprava i odbrana; obavezno socijalno osiguranje</b>	<b>149.401</b>	<b>146.752</b>	<b>2.649</b>	<b>7.556</b>	<b>154.308</b>	<b>L Public administration and defense; compulsory social security</b>
<b>M Obrazovanje</b>	<b>11.561</b>	<b>11.311</b>	<b>249</b>	<b>338</b>	<b>11.649</b>	<b>M Education</b>
<b>N Zdravstvena i socijalna skrb</b>	<b>40.005</b>	<b>38.564</b>	<b>1.440</b>	<b>1.715</b>	<b>40.279</b>	<b>N Health and social work</b>
<b>O Ostale javne, komunalne, društvene, socijalne i osobne uslužne djelatnosti</b>	<b>41.022</b>	<b>39.959</b>	<b>1.062</b>	<b>1.602</b>	<b>41.561</b>	<b>O Other community, social and personal service activities</b>
<b>P Privatna kućanstva sa zaposlenim osobama</b>	<b>-</b>	<b>-</b>	<b>-</b>	<b>-</b>	<b>-</b>	<b>P Private households with employed persons</b>
<b>Q Eksteritorijalne organizacije i tijela</b>	<b>-</b>	<b>-</b>	<b>-</b>	<b>-</b>	<b>-</b>	<b>Q Extra-teritorial organisations and bodies</b>

3.1 TEHNIČKA STRUKTURA OSTVARENH INVESTICIJA U STALNA SREDSTVA,  
PREMA DJELATNOSTI INVESTITORA (EU NACE Rev.1.1) U 2004.GODINI

FEDERACIJA BOSNE I HERCEGOVINE  
FEDERATION OF BOSNIA AND HERZEGOVINA

TECHNICAL STRUCTURE OF GROSS FIXED CAPITAL FORMATION IN FIXED ASSETS  
BY ACTIVITY OF INVESTOR (EU NACE Rev. 1.1) IN 2004

u 000 KM  
thousand KM

Djelatnost investitora	Ukupno Total	Materijalna (opipljiva) stalna sredstva Tangible fixed assets				Nematerijalna (neopipljiva) stalna sredstva Intangible fixed assets	Troškovi prijenosa vlasništva zemljišta Costs of transactions of land	Activity of investor
		Svega Total	Gradevinski objekti i prostori Construction work	Strojevi, oprema i transportna sredstva Machinery, transport and other equipment	Ostala opipljiva stalna sredstva Other tangible fixed assets			
<b>UKUPNO</b>	<b>2.024.402</b>	<b>1.952.865</b>	<b>886.724</b>	<b>1.054.260</b>	<b>11.881</b>	<b>63.978</b>	<b>7.559</b>	<b>TOTAL</b>
<b>A Poljoprivreda, lov i šumarstvo</b>	<b>25.829</b>	<b>24.964</b>	<b>7.791</b>	<b>9.727</b>	<b>7.446</b>	<b>803</b>	<b>62</b>	<b>A Agriculture, hunting and forestry</b>
<b>B Ribarstvo</b>	<b>608</b>	<b>606</b>	<b>160</b>	<b>345</b>	<b>100</b>	<b>2</b>	<b>1</b>	<b>B Fishing</b>
<b>C Vadenje ruda i kamena</b>	<b>35.214</b>	<b>33.009</b>	<b>10.363</b>	<b>22.634</b>	<b>10</b>	<b>2.200</b>	<b>6</b>	<b>C Mining and quarrying</b>
CA Vadenje energetskih sirovina	12.659	12.530	5.317	7.202	10	129	-	CA Mining and quarrying of energy producing materials
CB Vadenje ruda i kamena	22.555	20.479	5.046	15.432	-	2.071	6	CB Mining and quarrying, except of energy producing materials
<b>D Prerađivačka industrija</b>	<b>506.753</b>	<b>499.308</b>	<b>152.670</b>	<b>343.883</b>	<b>2.755</b>	<b>6.086</b>	<b>1.359</b>	<b>D Manufacturing</b>
DA Proizvodnja hrane, pića i duhanskih proizvoda	116.936	115.237	34.041	80.073	1.123	662	1.038	DA Manuf.of food products, beverages and tobacco
DB Proizv. tekstila i tekstilnih proizvoda	13.591	13.401	6.540	6.861	-	178	11	DB Manuf. of textiles and textile products
DC Proizv. kože i kožnih proizvoda	2.136	2.130	859	1.270	-	7	-	DC Manuf. of leather and leather products
DD Prerada drveta i proizvodi od drveta	33.304	33.166	10.933	22.078	156	40	97	DD Manuf. of wood and wood products
DE Proizv. celuloze, papira i proizvoda od papira; izdavačka i tiskarska djel.	29.002	28.686	13.843	14.844	-	269	47	DE Manuf. of pulp, paper, publishing and printing
DF Proizv. koks, naftnih derivata	27.952	27.952	6.131	21.821	-	-	-	DF Manuf. of coke, petroleum products
DG Proizv. kemikalija i kem. proizvoda	25.693	25.481	1.324	24.157	-	212	-	DG Manuf. of chemicals and ch. prod.
DH Proizv. proizvoda od gume i plastike	16.836	16.812	3.322	13.489	-	13	11	DH Manuf. of rubber and plastic prod.
DI Proizv. ostalih nemetalnih proizvoda	61.035	60.351	22.167	38.184	-	620	63	DI Manuf. of other non metallic min. prod.
DJ Proizv.metala i proizvoda od metala	113.397	112.708	22.691	89.909	108	683	5	DJ Manuf. of basic metals and metal prod.
DK Proizvodnja strojeva i uređaja	14.846	14.754	7.808	6.945	-	39	53	DK Manuf. of machinery and equip.
DL Proizv. električne i optičke opreme	11.812	10.836	6.053	4.783	-	964	12	DL Manuf. of electrical and optical equip.
DM Proizvodnja prijevoznih sredstava	10.051	9.604	3.223	6.380	-	433	14	DM Manufac. of transport equipment
DN Ostala prerađivačka industrija	30.164	28.192	13.735	13.089	1.368	1.966	7	DN Manufacture n.e.c.
<b>E Proizvodnja i opskrba električnom energijom, plinom i vodom</b>	<b>191.288</b>	<b>187.837</b>	<b>105.852</b>	<b>81.986</b>	<b>-</b>	<b>3.025</b>	<b>426</b>	<b>E Electricity, gas and water supply</b>
<b>F Gradevinarstvo</b>	<b>82.853</b>	<b>81.700</b>	<b>24.135</b>	<b>57.546</b>	<b>19</b>	<b>493</b>	<b>660</b>	<b>F Construction</b>
<b>G Trgovina na veliko i malo, popravak motornih vozila i motocikla te predmeta za osobnu upotrebu i kućanstvo</b>	<b>423.348</b>	<b>410.161</b>	<b>219.274</b>	<b>190.334</b>	<b>554</b>	<b>9.029</b>	<b>4.158</b>	<b>G Wholesale and retail trade; repair of motor vehicles, motorcycles and personal household goods</b>
<b>H Hoteli i restorani</b>	<b>59.561</b>	<b>57.760</b>	<b>46.266</b>	<b>11.459</b>	<b>35</b>	<b>1.801</b>	<b>-</b>	<b>H Hotels and restaurants</b>
<b>I Prijevoz, skladištenje i veze</b>	<b>261.460</b>	<b>240.830</b>	<b>65.624</b>	<b>175.206</b>	<b>-</b>	<b>20.361</b>	<b>269</b>	<b>I Transport, storage and communication</b>
<b>J Financijsko posredovanje</b>	<b>73.110</b>	<b>59.584</b>	<b>29.873</b>	<b>29.711</b>	<b>-</b>	<b>13.211</b>	<b>315</b>	<b>J Financial intermediation</b>
<b>K Poslovanje nekretninama iznajmljivanje i poslovne usluge</b>	<b>116.579</b>	<b>115.302</b>	<b>79.659</b>	<b>34.848</b>	<b>795</b>	<b>1.201</b>	<b>76</b>	<b>K Real estate, renting and business activities</b>
<b>L Javna uprava i odbrana; obavezno socijalno osiguranje</b>	<b>154.308</b>	<b>151.506</b>	<b>117.546</b>	<b>33.852</b>	<b>107</b>	<b>2.701</b>	<b>102</b>	<b>L Public administration and defense; compulsory social security</b>
<b>M Obrazovanje</b>	<b>11.649</b>	<b>11.552</b>	<b>5.435</b>	<b>6.115</b>	<b>2</b>	<b>69</b>	<b>28</b>	<b>M Education</b>
<b>N Zdravstvena i socijalna skrb</b>	<b>40.279</b>	<b>40.258</b>	<b>9.881</b>	<b>30.370</b>	<b>8</b>	<b>21</b>	<b>-</b>	<b>N Health and social work</b>
<b>O Ostale javne, komunalne, društvene, socijalne i osobne uslužne djelatnosti</b>	<b>41.561</b>	<b>38.487</b>	<b>12.194</b>	<b>26.245</b>	<b>48</b>	<b>2.977</b>	<b>98</b>	<b>O Other community, social and personal service activities</b>
<b>P Privatna kućanstva sa zaposlenim osobama</b>	<b>-</b>	<b>-</b>	<b>-</b>	<b>-</b>	<b>-</b>	<b>-</b>	<b>-</b>	<b>P Private households with employed persons</b>
<b>Q Eksteritorijalne organizacije i tijela</b>	<b>-</b>	<b>-</b>	<b>-</b>	<b>-</b>	<b>-</b>	<b>-</b>	<b>-</b>	<b>Q Extra-teritorial organisations and bodies</b>

3.2 TEHNIČKA STRUKTURA OSTVARENH INVESTICIJA U NOVA STALNA SREDSTVA,  
PREMA DJELATNOSTI INVESTITORA (EU NACE Rev.1.1) U 2004. GODINI

FEDERACIJA BOSNE I HERCEGOVINE  
FEDERATION OF BOSNIA AND HERZEGOVINA

TECHNICAL STRUCTURE OF GROSS FIXED CAPITAL FORMATION IN NEW FIXED ASSETS  
BY ACTIVITY OF INVESTOR (EU NACE Rev. 1.1) IN 2004

u 000 KM

Djelatnost investitora	Ukupno <i>Total</i>	Materijalna (opipljiva) stalna sredstva <i>Tangible fixed assets</i>				Nematerijalna (neopipljiva) stalna sredstva <i>Intangible fixed assets</i>	Troškovi prijenosa vlasništva zemljišta <i>Costs of transactions of land</i>	Activity of investor
		Svega <i>Total</i>	Gradevinski objekti i prostori <i>Construction work</i>	Strojevi, oprema i transportna sredstva <i>Machinery, transport and other equipment</i>	Ostala opipljiva stalna sredstva <i>Other tangible fixed assets</i>			
<b>UKUPNO</b>	<b>1.841.347</b>	<b>1.770.294</b>	<b>807.606</b>	<b>950.872</b>	<b>11.815</b>	<b>63.494</b>	<b>7.559</b>	<b>TOTAL</b>
<b>A Poljoprivreda, lov i šumarstvo</b>	<b>23.094</b>	<b>22.243</b>	<b>6.519</b>	<b>8.278</b>	<b>7.446</b>	<b>789</b>	<b>62</b>	<b>A Agriculture, hunting and forestry</b>
<b>B Ribarstvo</b>	<b>531</b>	<b>529</b>	<b>99</b>	<b>329</b>	<b>100</b>	<b>2</b>	<b>1</b>	<b>B Fishing</b>
<b>C Vadenje ruda i kamena</b>	<b>27.965</b>	<b>25.760</b>	<b>8.159</b>	<b>17.590</b>	<b>10</b>	<b>2.200</b>	<b>6</b>	<b>C Mining and quarrying</b>
CA Vadenje energetskih sirovina	11.754	11.625	5.317	6.297	10	129	-	CA Mining and quarrying of energy producing materials
CB Vadenje ruda i kamena	16.212	14.135	2.842	11.293	-	2.071	6	CB Mining and quarrying, except of energy producing materials
<b>D Prerađivačka industrija</b>	<b>462.598</b>	<b>455.154</b>	<b>134.170</b>	<b>318.294</b>	<b>2.690</b>	<b>6.085</b>	<b>1.359</b>	<b>D Manufacturing</b>
DA Proizvodnja hrane, pića i duhanskih proizvoda	113.907	112.207	33.846	77.238	1.123	662	1.038	DA Manuf. of food products, beverages and tobacco
DB Proizv. tekstila i tekstilnih proizvoda	12.593	12.404	6.131	6.272	-	178	11	DB Manuf. of textiles and textile products
DC Proizv. kože i kožnih proizvoda	1.214	1.207	859	348	-	7	-	DC Manuf. of leather and leather products
DD Prerada drveta i proizvodi od drveta	28.560	28.423	9.930	18.402	91	39	97	DD Manuf. of wood and wood products
DE Proizv. celuloze, papira i proizvoda od papira; izdavačka i tiskarska djel.	25.078	24.763	12.139	12.624	-	269	47	DE Manuf. of pulp, paper, publishing and printing
DF Proizv. koks, naftnih derivata	27.857	27.857	6.131	21.727	-	-	-	DF Manuf. of coke, petroleum products
DG Proizv. kemikalija i kem. proizvoda	25.513	25.301	1.309	23.992	-	212	-	DG Manuf. of chemicals and ch. prod.
DH Proizv. proizvoda od gume i plastike	14.164	14.141	2.783	11.357	-	13	11	DH Manuf. of rubber and plastic prod.
DI Proizv. ostalih nemetalnih proizvoda	54.077	53.394	21.648	31.746	-	620	63	DI Manuf. of other non metallic min. prod.
DJ Proizv. metala i proizvoda od metala	102.935	102.247	14.231	87.907	108	683	5	DJ Manuf. of basic metals and metal prod.
DK Proizvodnja strojeva i uređaja	13.962	13.870	7.798	6.072	-	39	53	DK Manuf. of machinery and equip.
DL Proizv. električne i optičke opreme	11.436	10.460	5.810	4.650	-	964	12	DL Manuf. of electrical and optical equip.
DM Proizvodnja prijevoznih sredstava	9.725	9.278	3.216	6.062	-	433	14	DM Manuf. of transport equipment
DN Ostala prerađivačka industrija	21.576	19.603	8.339	9.897	1.368	1.966	7	DN Manufacture n.e.c.
<b>E Proizvodnja i opskrba električnom energijom, plinom i vodom</b>	<b>189.978</b>	<b>186.527</b>	<b>104.726</b>	<b>81.801</b>	<b>-</b>	<b>3.025</b>	<b>426</b>	<b>E Electricity, gas and water supply</b>
<b>F Gradevinarstvo</b>	<b>63.063</b>	<b>61.917</b>	<b>21.949</b>	<b>39.948</b>	<b>19</b>	<b>486</b>	<b>660</b>	<b>F Construction</b>
<b>G Trgovina na veliko i malo, popravak motornih vozila i motocikla te predmeta za osobnu upotrebu i kućanstvo</b>	<b>379.832</b>	<b>367.106</b>	<b>205.576</b>	<b>160.976</b>	<b>554</b>	<b>8.569</b>	<b>4.158</b>	<b>G Wholesale and retail trade; repair of motor vehicles, motorcycles and personal household goods</b>
H Hoteli i restorani	57.226	55.425	44.339	11.051	35	1.801	-	H Hotels and restaurants
I Prijevoz, skladištenje i veze	243.424	222.795	63.508	159.287	-	20.361	269	I Transport, storage and communication
J Financijsko posredovanje	71.076	57.550	28.154	29.396	-	13.211	315	J Financial intermediation
K Poslovanje nekretninama iznajmljivanje i poslovne usluge	81.748	80.473	49.836	29.842	795	1.200	76	K Real estate, renting and business activities
L Javna uprava i odbrana; obavezno socijalno osiguranje	150.864	148.061	114.697	33.256	107	2.701	102	L Public administration and defense; compulsory social security
M Obrazovanje	11.520	11.423	5.435	5.986	2	69	28	M Education
N Zdravstvena i socijalna skrb	39.342	39.322	9.278	30.037	8	19	-	N Health and social work
O Ostale javne, komunalne, društvene, socijalne i osobne uslužne djelatnosti	39.085	6.011	11.161	24.802	48	2.977	98	O Other community, social and personal service activities
P Privatna kućanstva sa zaposlenim osobama	-	-	-	-	-	-	-	P Private households with employed persons
Q Eksteritorijalne organizacije i tijela	-	-	-	-	-	-	-	Q Extra-territorial organisations and bodies

4. OSTVARENE INVESTICIJE U NOVA STALNA SREDSTVA PREMA KARAKTERU IZGRADNJE I TEHNIČKOJ STRUKTURI, PREMA DJELATNOSTI INVESTITORA (EU NACE Rev.1.1) U 2004. GODINI

GROSS FIXED CAPITAL FORMATION IN NEW FIXED ASSETS, BY KIND OF CONSTRUCTION AND TECHNICAL COMPOSITION;  
BY ACTIVITY OF INVESTOR (EU NACE Rev.1.1) IN 2004

Djelatnost investitora	Ostvarene investicije u <u>nova</u> stalna sredstva <i>Gross fixed capital formation in <u>new</u> fixed assets</i>	Karakter izgradnje <i>Kind of construction</i>			Dio ukupnih investicija u zaštitu životne sredine <i>Part of gross fixed capital formation for protection of the environment</i>
		Izgradnja novih kapaciteta <i>New capacities</i>	Rekonstrukcija, modernizacija, dogradnja i proširenje <i>Reconstruction, renovation, upgrade and expansion</i>	Održavanje nivoa postojećih kapaciteta <i>Maintenance existing level of capacities</i>	
<b>UKUPNO</b>	<b>1.841.347</b>	<b>975.077</b>	<b>639.482</b>	<b>226.788</b>	<b>6.959</b>
<b>A Poljoprivreda, lov i šumarstvo</b>	<b>23.094</b>	<b>13.653</b>	<b>6.837</b>	<b>2.603</b>	<b>1.803</b>
<b>B Ribarstvo</b>	<b>531</b>	<b>287</b>	<b>245</b>	-	-
<b>C Vadenje ruda i kamena</b>	<b>27.965</b>	<b>5.976</b>	<b>7.541</b>	<b>14.449</b>	-
CA Vadenje energetskih sirovina	11.754	573	680	10.500	-
CB Vadenje ruda i kamena	16.212	5.403	6.860	3.949	-
<b>D Prerađivačka industrija</b>	<b>462.598</b>	<b>256.950</b>	<b>154.119</b>	<b>51.529</b>	<b>820</b>
DA Proizvodnja hrane, pića i duhanskih proizvoda	113.907	54.022	46.502	13.383	-
DB Proizv. tekstila i tekstilnih proizvoda	12.593	7.827	3.953	814	-
DC Proizv. kože i kožnih proizvoda	1.214	947	205	62	-
DD Prerada drveta i proizvodi od drveta	28.560	13.380	12.786	2.393	-
DE Proizv. celuloze, papira i proizvoda od papira; izdavačka i tiskarska djel.	25.078	18.512	3.501	3.065	-
DF Proizv. koksa, naftnih derivata	27.857	27.746	111	-	-
DG Proizv. kemikalija i kem. proizvoda	25.513	1.123	3.844	20.545	11
DH Proizv. proizvoda od gume i plastike	14.164	8.238	4.364	1.562	-
DI Proizv. ostalih nemetalnih proizvoda	54.077	18.705	33.279	2.093	260
DJ Proizv. metala i proizvoda od metala	102.935	73.960	26.842	2.133	-
DK Proizvodnja strojeva i uređaja	13.962	7.113	3.980	2.869	-
DL Proizv. električne i optičke opreme	11.436	6.588	3.935	912	-
DM Proizvodnja prijevoznih sredstava	9.725	4.513	5.013	199	-
DN Ostala prerađivačka industrija	21.576	14.276	5.802	1.498	549
<b>E Proizvodnja i opskrba električnom energijom, plinom i vodom</b>	<b>189.978</b>	<b>98.368</b>	<b>60.338</b>	<b>31.272</b>	<b>160</b>
<b>F Građevinarstvo</b>	<b>63.063</b>	<b>30.411</b>	<b>23.499</b>	<b>9.152</b>	-
<b>G Trgovina na veliko i malo, popravak motornih vozila i motocikla te predmeta za osobnu upotrebu i kućanstvo</b>	<b>379.832</b>	<b>216.734</b>	<b>123.217</b>	<b>39.882</b>	<b>1</b>
H Hoteli i restorani	57.226	32.517	21.635	3.073	-
I Prijevoz, skladištenje i veze	243.424	160.391	65.090	17.943	-
J Financijsko posredovanje	71.076	35.462	33.886	1.729	-
K Poslovanje nekretninama iznajmljivanje i poslovne usluge	81.748	34.755	21.308	25.685	-
L Javna uprava i odbrana; obavezno socijalno osiguranje	150.864	57.891	83.505	9.468	4.049
M Obrazovanje	11.520	4.067	5.350	2.104	-
N Zdravstvena i socijalna skrb	39.342	15.870	10.020	13.452	8
O Ostale javne, komunalne, društvene, socijalne i osobne uslužne djelatnosti	39.085	11.746	22.892	4.447	119
P Privatna kućanstva sa zaposlenim osobama	-	-	-	-	-
Q Eksteritorijalne organizacije i tijela	-	-	-	-	-

u 000 KM  
thousand KM

Tehnička struktura Technical composition						Activity of investor
Stambene zgrade i prostori Dwellings	Ostali građevinski radovi Other construction work	Strojevi, oprema i transportna sredstva Machinery, transport and other equipment	Ostala opipljiva stalna sredstva Other tangible fixed assets	Nematerijalna (neopipljiva) stalna sredstva Intangible fixed assets	Troškovi prijenosa vlasništva zemljišta Costs of transaction of land	
27.839	779.768	950.872	11.815	63.494	7.559	<b>TOTAL</b>
96	6.423	8.278	7.446	789	62	<b>A Agriculture, hunting and forestry</b>
-	99	329	100	2	1	<b>B Fishing</b>
556	7.604	17.590	10	2.200	6	<b>C Mining and quarrying</b>
51	5.266	6.297	10	129	-	CA Mining and quarrying of energy producing materials
504	2.337	11.293	-	2.071	6	CB Mining and quarrying, except of energy producing materials
2.988	131.181	318.295	2.690	6.085	1.359	<b>D Manufacturing</b>
-	33.846	77.238	1.123	662	1.038	DA Manuf.of food products, beverages and tobacco
54	6.077	6.273	-	178	11	DB Manuf. of textiles and textile products
-	859	348	-	7	-	DC Manuf. of leather and leather products
203	9.727	18.402	91	39	97	DD Manuf. of wood and wood products
490	11.648	12.624	-	269	47	DE Manuf. of pulp, paper, publishing and printing
-	6.131	21.726	-	-	-	DF Manuf. of coke, petroleum products
531	778	23.992	-	212	-	DG Manuf. of chemicals and ch. prod.
116	2.667	11.357	-	13	11	DH Manuf. of rubber and plastic prod.
888	20.761	31.745	-	620	63	DI Manuf. of other non metallic min. prod.
158	14.073	87.908	108	683	5	DJ Manuf. of basic metals and metal prod.
269	7.529	6.072	-	39	53	DK Manuf. of machinery and equip.
263	5.547	4.650	-	964	12	DL Manuf. of electrical and optical equip.
-	3.216	6.062	-	433	14	DM Manufac. of transport equipment
16	8.323	9.897	1.368	1.966	7	DN Manufacture n.e.c.
-	104.726	81.801	-	3.025	426	<b>E Electricity, gas and water supply</b>
1.409	20.541	39.948	19	486	660	<b>F Construction</b>
7.265	198.312	160.975	554	8.569	4.158	<b>G Wholesale and retail trade; repair of motor vehicles, motorcycles and personal household goods</b>
174	44.165	11.051	35	1.801	-	<b>H Hotels and restaurants</b>
1.100	62.408	159.287	-	20.361	269	<b>I Transport, storage and communication</b>
877	27.277	29.396	-	13.211	315	<b>J Financial intermediation</b>
10.576	39.259	29.842	795	1.200	76	<b>K Real estate, renting and business activities</b>
2.230	112.467	33.256	107	2.701	102	<b>L Public administration and defense; compulsory social security</b>
112	5.324	5.985	2	69	28	<b>M Education</b>
48	9.230	30.037	8	19	-	<b>N Health and social work</b>
409	10.752	24.802	48	2.977	98	<b>O Other community, social and personal service activities</b>
-	-	-	-	-	-	<b>P Private households with employed persons</b>
-	-	-	-	-	-	<b>Q Extra-territorial organizations and bodies</b>





**RAZINA OBRADJE REPUBLIKA SRPSKA**  
*DATA PROCESSING – LEVEL REPUBLIC OF SRPSKA*

**TABELE/TABLES**

1. ISPLATE ZA INVESTICLJE U STALNA SREDSTVA PO OSNOVNIM IZVORIMA  
FINANCIRANJA, PREMA DJELATNOSTI INVESTITORA (EU NACE Rev.1.1) U 2004. GODINI

PAYMENTS FOR GROSS FIXED CAPITAL FORMATION, BY MAIN FORMS  
OF INVESTMENT, BY ACTIVITY OF INVESTOR (EU NACE Rev.1.1) IN 2004

u 000 KM  
thousand KM

Djelatnost investitora	Isplaćeno za investicije u stalna sredstva Payments for gross fixed capital formation in fixed assets							Activity of investor
	Ukupno Total	Iz sopstvenih sredstava From own financial assets	Iz udruženih sredstava From joint assets	Iz financijskih kredita From financial credits	Financijski najam-lizing Financial leasing	Iz sredstava proračuna i fondova From assets of budgets and funds	Iz drugih izvora From other sources	
<b>UKUPNO</b>	<b>800.350</b>	<b>423.736</b>	<b>17.999</b>	<b>223.973</b>	<b>30.010</b>	<b>52.097</b>	<b>52.534</b>	<b>TOTAL</b>
<b>A Poljoprivreda, lov i šumarstvo</b>	<b>19.315</b>	<b>13.493</b>	<b>72</b>	<b>3.427</b>	<b>208</b>	<b>912</b>	<b>1.202</b>	<b>A Agriculture, hunting and forestry</b>
<b>B Ribarstvo</b>	<b>204</b>	<b>159</b>	<b>-</b>	<b>-</b>	<b>-</b>	<b>-</b>	<b>45</b>	<b>B Fishing</b>
<b>C Vadenje ruda i kamena</b>	<b>17.891</b>	<b>12.335</b>	<b>-</b>	<b>1.465</b>	<b>2.901</b>	<b>-</b>	<b>1.190</b>	<b>C Mining and quarrying</b>
CA Vadenje energetskih sirovina	206	204	-	-	-	-	2	CA Mining and quarrying of energy producing materials
CB Vadenje ruda i kamena	17.684	12.131	-	1.465	2.901	-	1.188	CB Mining and quarrying, except of energy producing materials
<b>D Prerađivačka industrija</b>	<b>109.677</b>	<b>51.706</b>	<b>5.131</b>	<b>44.690</b>	<b>5.094</b>	<b>214</b>	<b>2.843</b>	<b>D Manufacturing</b>
DA Proizvodnja hrane, pića i duhanskih proizvoda	54.224	19.369	2.968	28.709	2.560	4	613	DA Manuf. of food products, beverages and tobacco
DB Proizv. tekstila i tekstilnih proizvoda	3.443	1.433	101	670	62	-	1.177	DB Manuf. of textiles and textile products
DC Proizv. kože i kožnih proizvoda	3.380	1.005	1.768	430	160	16	-	DC Manuf. of leather and leather products
DD Prerada drveta i proizvodi od drveta	15.174	8.226	6	5.109	1.633	77	125	DD Manuf. of wood and wood products
DE Proizv. celuloze, papira i proizvoda od papira; izdavačka i tiskarska djel.	4.971	3.645	23	581	410	83	228	DE Manuf. of pulp, paper, publishing and printing
DF Proizv. koksa, naftnih derivata	619	619	-	-	-	-	-	DF Manuf. of coke, petroleum products
DG Proizv. kemikalija i kem. proizvoda	2.048	1.506	-	455	-	-	88	DG Manuf. of chemicals and ch. prod.
DH Proizv. proizvoda od gume i plastike	4.447	2.743	-	1.449	84	34	137	DH Manuf. of rubber and plastic prod.
DI Proizv. ostalih nemetalnih proizvoda	5.173	1.078	-	4.095	-	-	-	DI Manuf. of other non metallic min. prod.
DJ Proizv. metala i proizvoda od metala	7.008	5.596	265	648	97	-	402	DJ Manuf. of basic metals and metal prod.
DK Proizvodnja strojeva i uređaja	117	37	-	80	-	-	-	DK Manuf. of machinery and equip.
DL Proizv. električne i optičke opreme	3.504	2.331	-	1.173	-	-	-	DL Manuf. of electrical and optical equip.
DM Proizvodnja prijevoznih sredstava	970	950	-	20	-	-	-	DM Manufac. of transport equipment
DN Ostala prerađivačka industrija	4.600	3.169	-	1.271	87	-	72	DN Manufacture n.e.c.
<b>E Proizvodnja i opskrba električnom energijom, plinom i vodom</b>	<b>173.326</b>	<b>70.650</b>	<b>4.018</b>	<b>84.956</b>	<b>33</b>	<b>1.040</b>	<b>12.629</b>	<b>E Electricity, gas and water supply</b>
<b>F Građevinarstvo</b>	<b>43.317</b>	<b>23.935</b>	<b>587</b>	<b>12.334</b>	<b>5.459</b>	<b>11</b>	<b>991</b>	<b>F Construction</b>
<b>G Trgovina na veliko i malo, popravak motornih vozila i motocikla te predmeta za osobnu upotrebu i kućanstvo</b>	<b>107.151</b>	<b>63.910</b>	<b>2.436</b>	<b>26.699</b>	<b>5.844</b>	<b>1.201</b>	<b>7.062</b>	<b>G Wholesale and retail trade; repair of motor vehicles, motorcycles and personal household goods</b>
<b>H Hoteli i restorani</b>	<b>5.460</b>	<b>1.954</b>	<b>25</b>	<b>3.177</b>	<b>282</b>	<b>-</b>	<b>22</b>	<b>H Hotels and restaurants</b>
<b>I Prijevoz, skladištenje i veze</b>	<b>127.552</b>	<b>86.195</b>	<b>813</b>	<b>33.790</b>	<b>2.572</b>	<b>1.807</b>	<b>2.373</b>	<b>I Transport, storage and communication</b>
<b>J Financijsko posredovanje</b>	<b>44.257</b>	<b>41.198</b>	<b>159</b>	<b>1.025</b>	<b>23</b>	<b>1.838</b>	<b>15</b>	<b>J Financial intermediation</b>
<b>K Poslovanje nekretninama iznajmljivanje i poslovne usluge</b>	<b>24.840</b>	<b>7.473</b>	<b>2.536</b>	<b>7.304</b>	<b>7.126</b>	<b>191</b>	<b>210</b>	<b>K Real estate, renting and business activities</b>
<b>L Javna uprava i odbrana; obavezno socijalno osiguranje</b>	<b>90.834</b>	<b>32.888</b>	<b>1.562</b>	<b>3.278</b>	<b>-</b>	<b>35.493</b>	<b>17.613</b>	<b>L Public administration and defense; compulsory social security</b>
<b>M Obrazovanje</b>	<b>14.232</b>	<b>3.253</b>	<b>328</b>	<b>385</b>	<b>45</b>	<b>6.630</b>	<b>3.591</b>	<b>M Education</b>
<b>N Zdravstvena i socijalna skrb</b>	<b>11.911</b>	<b>7.355</b>	<b>286</b>	<b>195</b>	<b>112</b>	<b>1.866</b>	<b>2.096</b>	<b>N Health and social work</b>
<b>O Ostale javne, komunalne, društvene, socijalne i osobne uslužne djelatnosti</b>	<b>10.383</b>	<b>7.233</b>	<b>45</b>	<b>1.247</b>	<b>312</b>	<b>893</b>	<b>653</b>	<b>O Other community, social and personal service activities</b>
<b>P Privatna kućanstva sa zaposlenim osobama</b>	<b>-</b>	<b>-</b>	<b>-</b>	<b>-</b>	<b>-</b>	<b>-</b>	<b>-</b>	<b>P Private households with employed persons</b>
<b>Q Eksteritorijalne organizacije i tijela</b>	<b>-</b>	<b>-</b>	<b>-</b>	<b>-</b>	<b>-</b>	<b>-</b>	<b>-</b>	<b>Q Extra-territorial organisations and bodies</b>

2. VREMENSKA RAZGRANIČENJA IZMEĐU ISPLATA ZA INVESTICIJE  
I OSTVARENIH INVESTICIJA 31/12/2004 G

REPUBLIKA SRPSKA  
REPUBLIC OF SRPSKA

TIME DISTINCTION BETWEEN PAYMENTS FOR GROSS FIXED CAPITAL FORMATION AND  
REALIZED GROSS FIXED CAPITAL FORMATION, BY ACTIVITY OF INVESTOR (EU NACE Rev.1.1) ON 31/12/2004

u 000 KM  
thousand KM

Djelatnost investitora	Isplaćeno za investicije u 2004.g Payments for GFCF in 2004			Izvršeni a neplaćeni radovi i nabavke u 2004.g Realised but not payed works and purchases in 2004	Vrijednost ostvarenih investicija u 2004.g Gross fixed capital formation in 2004	Activity of investor
	Ukupno Total	Za izvršene radove i nabavke u 2004.g For realised works and purchases in 2004	Za obaveze iz ranijih godina For obligations from previous years			
<b>UKUPNO</b>	<b>800.350</b>	<b>739.568</b>	<b>60.782</b>	<b>58.063</b>	<b>797.630</b>	<b>TOTAL</b>
<b>A Poljoprivreda, lov i šumarstvo</b>	<b>19.315</b>	<b>18.538</b>	<b>777</b>	<b>603</b>	<b>19.141</b>	<b>A Agriculture, hunting and forestry</b>
<b>B Ribarstvo</b>	<b>204</b>	<b>204</b>	<b>-</b>	<b>-</b>	<b>204</b>	<b>B Fishing</b>
<b>C Vađenje ruda i kamena</b>	<b>17.891</b>	<b>17.853</b>	<b>38</b>	<b>247</b>	<b>18.100</b>	<b>C Mining and quarrying</b>
CA Vađenje energetskih sirovina	206	206	-	41	247	CA Mining and quarrying of energy producing materials
CB Vađenje ruda i kamena	17.684	17.646	38	207	17.853	CB Mining and quarrying, except of energy producing materials
<b>D Prerađivačka industrija</b>	<b>109.677</b>	<b>101.721</b>	<b>7.956</b>	<b>9.304</b>	<b>111.025</b>	<b>D Manufacturing</b>
DA Proizvodnja hrane, pića i duhanskih proizvoda	54.224	49.682	4.542	4.583	54.265	DA Manuf. of food products, beverages and tobacco
DB Proizv. tekstila i tekstilnih proizvoda	3.443	3.436	7	87	3.523	DB Manuf. of textiles and textile products
DC Proizv. kože i kožnih proizvoda	3.380	3.274	106	290	3.564	DC Manuf. of leather and leather products
DD Prerada drveta i proizvodi od drveta	15.174	14.052	1.122	2.584	16.636	DD Manuf. of wood and wood products
DE Proizv. celuloze, papira i proizvoda od papira; izdavačka i tiskarska djel.	4.971	4.815	155	822	5.637	DE Manuf. of pulp, paper, publishing and printing
DF Proizv. koks, naftnih derivata	619	619	-	-	619	DF Manuf. of coke, petroleum products
DG Proizv. kemikalija i kem. proizvoda	2.048	2.037	11	-	2.037	DG Manuf. of chemicals and ch. prod.
DH Proizv. proizvoda od gume i plastike	4.447	4.093	354	187	4.281	DH Manuf. of rubber and plastic prod.
DI Proizv. ostalih nemetalnih proizvoda	5.173	4.879	294	-	4.879	DI Manuf. of other non metallic min. prod.
DJ Proizv. metala i proizvoda od metala	7.008	6.841	167	383	7.224	DJ Manuf. of basic metals and metal prod.
DK Proizvodnja strojeva i uređaja	117	117	-	98	215	DK Manuf. of machinery and equip.
DL Proizv. električne i optičke opreme	3.504	3.419	85	123	3.543	DL Manuf. of electrical and optical equip.
DM Proizvodnja prijevoznih sredstava	970	639	331	146	785	DM Manufac. of transport equipment
DN Ostala prerađivačka industrija	4.600	3.817	782	-	3.817	DN Manufacture n.e.c.
<b>E Proizvodnja i opskrba električnom energijom, plinom i vodom</b>	<b>173.326</b>	<b>169.158</b>	<b>4.168</b>	<b>1.031</b>	<b>170.188</b>	<b>E Electricity, gas and water supply</b>
<b>F Građevinarstvo</b>	<b>43.317</b>	<b>41.243</b>	<b>2.075</b>	<b>4.633</b>	<b>45.876</b>	<b>F Construction</b>
<b>G Trgovina na veliko i malo, popravak motornih vozila i motocikla te predmeta za osobnu upotrebu i kućanstvo</b>	<b>107.151</b>	<b>103.218</b>	<b>3.933</b>	<b>10.982</b>	<b>114.200</b>	<b>G Wholesale and retail trade; repair of motor vehicles, motorcycles and personal household goods</b>
<b>H Hoteli i restorani</b>	<b>5.460</b>	<b>5.245</b>	<b>215</b>	<b>486</b>	<b>5.731</b>	<b>H Hotels and restaurants</b>
<b>I Prijevoz, skladištenje i veze</b>	<b>127.552</b>	<b>97.669</b>	<b>29.882</b>	<b>7.296</b>	<b>104.965</b>	<b>I Transport, storage and communication</b>
<b>J Financijsko posredovanje</b>	<b>44.257</b>	<b>42.232</b>	<b>2.025</b>	<b>8.418</b>	<b>50.650</b>	<b>J Financial intermediation</b>
<b>K Poslovanje nekretninama iznajmljivanje i poslovne usluge</b>	<b>24.840</b>	<b>21.572</b>	<b>3.268</b>	<b>2.428</b>	<b>23.999</b>	<b>K Real estate, renting and business activities</b>
<b>L Javna uprava i odbrana; obavezno socijalno osiguranje</b>	<b>90.834</b>	<b>86.292</b>	<b>4.542</b>	<b>10.962</b>	<b>97.253</b>	<b>L Public administration and defense; compulsory social security</b>
<b>M Obrazovanje</b>	<b>14.232</b>	<b>14.084</b>	<b>148</b>	<b>150</b>	<b>14.235</b>	<b>M Education</b>
<b>N Zdravstvena i socijalna skrb</b>	<b>11.911</b>	<b>11.368</b>	<b>543</b>	<b>438</b>	<b>11.807</b>	<b>N Health and social work</b>
<b>O Ostale javne, komunalne, društvene, socijalne i osobne uslužne djelatnosti</b>	<b>10.383</b>	<b>9.172</b>	<b>1.211</b>	<b>1.085</b>	<b>10.257</b>	<b>O Other community, social and personal service activities</b>
<b>P Privatna kućanstva sa zaposlenim osobama</b>	<b>-</b>	<b>-</b>	<b>-</b>	<b>-</b>	<b>-</b>	<b>P Private households with employed persons</b>
<b>Q Eksteritorijalne organizacije i tijela</b>	<b>-</b>	<b>-</b>	<b>-</b>	<b>-</b>	<b>-</b>	<b>Q Extra-teritorial organisations and bodies</b>

3.1 TEHNIČKA STRUKTURA OSTVARENH INVESTICIJA U STALNA SREDSTVA,  
PREMA DJELATNOSTI INVESTITORA (EU NACE Rev.1.1) U 2004.GODINI

REPUBLIKA SRPSKA  
REPUBLIC OF SRPSKA

TECHNICAL STRUCTURE OF GROSS FIXED CAPITAL FORMATION IN FIXED ASSETS  
BY ACTIVITY OF INVESTOR (EU NACE Rev. 1.1) IN 2004

u 000 KM  
thousand KM

Djelatnost investitora	Ukupno Total	Materijalna (opipljiva) stalna sredstva Tangible fixed assets				Nematerijalna (neopipljiva) stalna sredstva Intangible fixed assets	Troškovi prijenosa vlasništva zemljišta Costs of transactions of land	Activity of investor
		Svega Total	Gradevinski objekti i prostori Construction work	Strojevi, oprema i transportna sredstva Machinery, transport and other equipment	Ostala opipljiva stalna sredstva Other tangible fixed assets			
<b>UKUPNO</b>	<b>797.630</b>	<b>785.054</b>	<b>343.566</b>	<b>435.085</b>	<b>6.403</b>	<b>12.079</b>	<b>498</b>	<b>TOTAL</b>
<b>A Poljoprivreda, lov i šumarstvo</b>	<b>19.141</b>	<b>18.466</b>	<b>7.117</b>	<b>6.514</b>	<b>4.835</b>	<b>668</b>	<b>7</b>	<b>A Agriculture, hunting and forestry</b>
<b>B Ribarstvo</b>	<b>204</b>	<b>204</b>	<b>61</b>	<b>143</b>	<b>-</b>	<b>-</b>	<b>-</b>	<b>B Fishing</b>
<b>C Vadenje ruda i kamena</b>	<b>18.100</b>	<b>18.090</b>	<b>3.009</b>	<b>14.894</b>	<b>187</b>	<b>10</b>	<b>-</b>	<b>C Mining and quarrying</b>
CA Vadenje energetskih sirovina	247	246	8	238	-	2	-	CA Mining and quarrying of energy producing materials
CB Vadenje ruda i kamena	17.853	17.845	3.002	14.656	187	8	-	CB Mining and quarrying, except of energy producing materials
<b>D Prerađivačka industrija</b>	<b>111.025</b>	<b>110.578</b>	<b>34.590</b>	<b>75.392</b>	<b>595</b>	<b>379</b>	<b>68</b>	<b>D Manufacturing</b>
DA Proizvodnja hrane, pića i duhanskih proizvoda	54.265	54.092	13.067	40.469	557	167	5	DA Manuf.of food products, beverages and tobacco
DB Proizv. tekstila i tekstilnih proizvoda	3.523	3.502	585	2.917	-	12	10	DB Manuf. of textiles and textile products
DC Proizv. kože i kožnih proizvoda	3.564	3.564	1.194	2.370	-	-	-	DC Manuf. of leather and leather products
DD Prerada drveta i proizvodi od drveta	16.636	16.574	5.170	11.365	38	16	45	DD Manuf. of wood and wood products
DE Proizv. celuloze, papira i proizvoda od papira; izdavačka i tiskarska djel.	5.637	5.555	1.393	4.162	-	83	-	DE Manuf. of pulp, paper, publishing and printing
DF Proizv. koks, naftnih derivata	619	616	292	324	-	-	3	DF Manuf. of coke, petroleum products
DG Proizv. kemikalija i kem. proizvoda	2.037	2.015	1.383	632	-	23	-	DG Manuf. of chemicals and ch. prod.
DH Proizv. proizvoda od gume i plastike	4.281	4.270	1.069	3.202	-	10	-	DH Manuf. of rubber and plastic prod.
DI Proizv. ostalih nemetalnih proizvoda	4.879	4.878	3.679	1.198	-	1	-	DI Manuf. of other non metallic min. prod.
DJ Proizv. metala i proizvoda od metala	7.224	7.173	2.650	4.522	-	48	3	DJ Manuf. of basic metals and metal prod.
DK Proizvodnja strojeva i uređaja	215	215	90	124	-	-	-	DK Manuf. of machinery and equip.
DL Proizv. električne i optičke opreme	3.543	3.534	2.252	1.282	-	7	1	DL Manuf. of electrical and optical equip.
DM Proizvodnja prijevoznih sredstava	785	785	510	275	-	-	-	DM Manufac. of transport equipment
DN Ostala prerađivačka industrija	3.817	3.805	1.256	2.550	-	12	-	DN Manufacture n.e.c.
<b>E Proizvodnja i opskrba električnom energijom, plinom i vodom</b>	<b>170.188</b>	<b>169.387</b>	<b>32.564</b>	<b>136.823</b>	<b>-</b>	<b>787</b>	<b>14</b>	<b>E Electricity, gas and water supply</b>
<b>F Gradevinarstvo</b>	<b>45.876</b>	<b>45.689</b>	<b>15.750</b>	<b>29.939</b>	<b>-</b>	<b>149</b>	<b>38</b>	<b>F Construction</b>
<b>G Trgovina na veliko i malo, popravak motornih vozila i motocikla te predmeta za osobnu upotrebu i kućanstvo</b>	<b>114.200</b>	<b>111.512</b>	<b>60.017</b>	<b>51.040</b>	<b>455</b>	<b>2.451</b>	<b>238</b>	<b>G Wholesale and retail trade; repair of motor vehicles, motorcycles and personal household goods</b>
<b>H Hoteli i restorani</b>	<b>5.731</b>	<b>5.677</b>	<b>4.302</b>	<b>1.375</b>	<b>-</b>	<b>54</b>	<b>-</b>	<b>H Hotels and restaurants</b>
<b>I Prijevoz, skladištenje i veze</b>	<b>104.965</b>	<b>103.957</b>	<b>44.289</b>	<b>59.668</b>	<b>-</b>	<b>958</b>	<b>50</b>	<b>I Transport, storage and communication</b>
<b>J Financijsko posredovanje</b>	<b>50.650</b>	<b>45.679</b>	<b>33.882</b>	<b>11.798</b>	<b>-</b>	<b>4.952</b>	<b>20</b>	<b>J Financial intermediation</b>
<b>K Poslovanje nekretninama iznajmljivanje i poslovne usluge</b>	<b>23.999</b>	<b>23.777</b>	<b>8.098</b>	<b>15.583</b>	<b>96</b>	<b>206</b>	<b>16</b>	<b>K Real estate, renting and business activities</b>
<b>L Javna uprava i odbrana; obavezno socijalno osiguranje</b>	<b>97.253</b>	<b>95.903</b>	<b>82.272</b>	<b>13.412</b>	<b>219</b>	<b>1.309</b>	<b>41</b>	<b>L Public administration and defense; compulsory social security</b>
<b>M Obrazovanje</b>	<b>14.235</b>	<b>14.193</b>	<b>9.444</b>	<b>4.747</b>	<b>2</b>	<b>36</b>	<b>6</b>	<b>M Education</b>
<b>N Zdravstvena i socijalna skrb</b>	<b>11.807</b>	<b>11.745</b>	<b>4.157</b>	<b>7.573</b>	<b>15</b>	<b>61</b>	<b>-</b>	<b>N Health and social work</b>
<b>O Ostale javne, komunalne, društvene, socijalne i osobne uslužne djelatnosti</b>	<b>10.257</b>	<b>10.199</b>	<b>4.014</b>	<b>6.185</b>	<b>-</b>	<b>59</b>	<b>-</b>	<b>O Other community, social and personal service activities</b>
<b>P Privatna kućanstva sa zaposlenim osobama</b>	<b>-</b>	<b>-</b>	<b>-</b>	<b>-</b>	<b>-</b>	<b>-</b>	<b>-</b>	<b>P Private households with employed persons</b>
<b>Q Eksteritorijalne organizacije i tijela</b>	<b>-</b>	<b>-</b>	<b>-</b>	<b>-</b>	<b>-</b>	<b>-</b>	<b>-</b>	<b>Q Extra-territorial organisations and bodies</b>

3.2 TEHNIČKA STRUKTURA OSTVARENH INVESTICIJA U NOVA STALNA SREDSTVA,  
PREMA DJELATNOSTI INVESTITORA (EU NACE Rev.1.1) U 20004. GODINI

REPUBLIKA SRPSKA  
REPUBLICA OF SRPSKA

TECHNICAL STRUCTURE OF GROSS FIXED CAPITAL FORMATION IN NEW FIXED ASSETS  
BY ACTIVITY OF INVESTOR (EU NACE Rev. 1.1) IN 2004

u 000 KM

Djelatnost investitora	Ukupno Total	Materijalna (opipljiva) stalna sredstva Tangible fixed assets				Nematerijalna (neopipljiva) stalna sredstva Intangible fixed assets	Troškovi prijenosa vlasništva zemljišta Costs of transactions of land	Activity of investor
		Svega Total	Gradevinski objekti i prostori Construction work	Strojevi, oprema i transportna sredstva Machinery, transport and other equipment	Ostala opipljiva stalna sredstva Other tangible fixed assets			
<b>UKUPNO</b>	<b>746.542</b>	<b>733.966</b>	<b>329.718</b>	<b>398.076</b>	<b>6.173</b>	<b>12.079</b>	<b>498</b>	<b>TOTAL</b>
<b>A Poljoprivreda, lov i šumarstvo</b>	<b>17.985</b>	<b>17.310</b>	<b>6.880</b>	<b>5.595</b>	<b>4.835</b>	<b>668</b>	<b>7</b>	<b>A Agriculture, hunting and forestry</b>
<b>B Ribarstvo</b>	<b>172</b>	<b>172</b>	<b>61</b>	<b>111</b>	<b>-</b>	<b>-</b>	<b>-</b>	<b>B Fishing</b>
<b>C Vadenje ruda i kamena</b>	<b>15.807</b>	<b>15.797</b>	<b>2.426</b>	<b>13.183</b>	<b>187</b>	<b>10</b>	<b>-</b>	<b>C Mining and quarrying</b>
CA Vadenje energetskih sirovina	153	151	8	143	-	2	-	CA Mining and quarrying of energy producing materials
CB Vadenje ruda i kamena	15.654	15.646	2.419	13.040	187	8	-	CB Mining and quarrying, except of energy producing materials
<b>D Prerađivačka industrija</b>	<b>97.682</b>	<b>97.235</b>	<b>30.914</b>	<b>65.956</b>	<b>365</b>	<b>379</b>	<b>68</b>	<b>D Manufacturing</b>
DA Proizvodnja hrane, pića i duhanskih proizvoda	51.807	51.635	12.618	38.668	350	167	5	DA Manuf. of food products, beverages and tobacco
DB Proizv. tekstila i tekstilnih proizvoda	2.078	2.057	585	1.472	-	12	10	DB Manuf. of textiles and textile products
DC Proizv. kože i kožnih proizvoda	1.638	1.638	636	1.002	-	-	-	DC Manuf. of leather and leather products
DD Prerada drveta i proizvodi od drveta	13.498	13.436	4.886	8.534	16	16	45	DD Manuf. of wood and wood products
DE Proizv. celuloze, papira i proizvoda od papira; izdavačka i tiskarska djel.	4.764	4.682	828	3.853	-	83	-	DE Manuf. of pulp, paper, publishing and printing
DF Proizv. koka, naftnih derivata	509	506	292	214	-	-	3	DF Manuf. of coke, petroleum products
DG Proizv. kemikalija i kem. proizvoda	1.938	1.916	1.383	533	-	23	-	DG Manuf. of chemicals and ch. prod.
DH Proizv. proizvoda od gume i plastike	3.754	3.743	1.069	2.675	-	10	-	DH Manuf. of rubber and plastic prod.
DI Proizv. ostalih nemetalnih proizvoda	4.588	4.587	3.679	907	-	1	-	DI Manuf. of other non metallic min. prod.
DJ Proizv. metala i proizvoda od metala	6.827	6.776	2.391	4.385	-	48	3	DJ Manuf. of basic metals and metal prod.
DK Proizvodnja strojeva i uređaja	202	202	90	112	-	-	-	DK Manuf. of machinery and equip.
DL Proizv. električne i optičke opreme	2.296	2.287	1.075	1.212	-	7	1	DL Manuf. of electrical and optical equip.
DM Proizvodnja prijevoznih sredstava	775	775	510	265	-	-	-	DM Manufac. of transport equipment
DN Ostala prerađivačka industrija	3.007	2.995	871	2.124	-	12	-	DN Manufacture n.e.c.
<b>E Proizvodnja i opskrba električnom energijom, plinom i vodom</b>	<b>169.897</b>	<b>169.096</b>	<b>32.564</b>	<b>136.532</b>	<b>-</b>	<b>787</b>	<b>14</b>	<b>E Electricity, gas and water supply</b>
<b>F Građevinarstvo</b>	<b>36.491</b>	<b>36.304</b>	<b>13.910</b>	<b>22.393</b>	<b>-</b>	<b>149</b>	<b>38</b>	<b>F Construction</b>
<b>G Trgovina na veliko i malo, popravak motornih vozila i motocikla te predmeta za osobnu upotrebu i kućanstvo</b>	<b>99.801</b>	<b>97.112</b>	<b>53.894</b>	<b>42.764</b>	<b>455</b>	<b>2.451</b>	<b>238</b>	<b>G Wholesale and retail trade; repair of motor vehicles, motorcycles and personal household goods</b>
H Hoteli i restorani	5.716	5.662	4.302	1.361	-	54	-	H Hotels and restaurants
I Prijevoz, skladištenje i veze	100.481	99.474	44.150	55.324	-	958	50	I Transport, storage and communication
J Financijsko posredovanje	50.635	45.664	33.882	11.783	-	4.952	20	J Financial intermediation
K Poslovanje nekretninama iznajmljivanje i poslovne usluge	21.785	21.563	7.244	14.223	96	206	16	K Real estate, renting and business activities
L Javna uprava i odbrana; obavezno socijalno osiguranje	95.478	94.128	82.252	11.657	219	1.309	41	L Public administration and defense; compulsory social security
M Obrazovanje	13.784	13.742	9.083	4.657	2	36	6	M Education
N Zdravstvena i socijalna skrb	11.305	11.243	4.142	7.086	15	61	-	N Health and social work
O Ostale javne, komunalne, društvene, socijalne i osobne uslužne djelatnosti	9.523	9.464	4.014	5.451	-	59	-	O Other community, social and personal service activities
P Privatna kućanstva sa zaposlenim osobama	-	-	-	-	-	-	-	P Private households with employed persons
Q Eksteritorijalne organizacije i tijela	-	-	-	-	-	-	-	Q Extra-territorial organisations and bodies

4. OSTVARENE INVESTICIJE U NOVA STALNA SREDSTVA PREMA KARAKTERU IZGRADNJE I TEHNIČKOJ STRUKTURI, PREMA DJELATNOSTI INVESTITORA (EU NACE Rev.1.1) U 2004. GODINI

GROSS FIXED CAPITAL FORMATION IN NEW FIXED ASSETS, BY KIND OF CONSTRUCTION AND TECHNICAL COMPOSITION;  
BY ACTIVITY OF INVESTOR (EU NACE Rev.1.1) IN 2004

Djelatnost investitora	Ostvarene investicije u nova stalna sredstva <i>Gross fixed capital formation in new fixed assets</i>	Karakter izgradnje <i>Kind of construction</i>			Dio ukupnih investicija u zaštitu životne sredine <i>Part of gross fixed capital formation for protection of the environment</i>
		Izgradnja novih kapaciteta <i>New capacities</i>	Rekonstrukcija, modernizacija, dogradnja i proširenje <i>Renovation, upgrade and expansion</i>	Održavanje nivoa postojećih kapaciteta <i>Maintenance existing level of capacities</i>	
UKUPNO	746.542	401.534	300.749	44.259	1.863
A Poljoprivreda, lov i šumarstvo	17.985	10.297	5.940	1.748	189
B Ribarstvo	172	-	48	124	-
C Vadenje ruda i kamena	15.807	2.179	9.582	4.046	-
CA Vadenje energetskih sirovina	153	8	62	83	-
CB Vadenje ruda i kamena	15.654	2.171	9.520	3.963	-
D Prerađivačka industrija	97.682	53.416	33.618	10.648	325
DA Proizvodnja hrane, pića i duhanskih proizvoda	51.807	31.329	13.937	6.541	29
DB Proizv. tekstila i tekstilnih proizvoda	2.078	676	1.373	30	-
DC Proizv. kože i kožnih proizvoda	1.638	927	686	25	-
DD Prerada drveta i proizvodi od drveta	13.498	8.136	4.984	377	24
DE Proizv. celuloze, papira i proizvoda od papira; izdavačka i tiskarska djela	4.764	2.263	2.171	330	58
DF Proizv. koksa, naftnih derivata	509	43	292	174	-
DG Proizv. kemikalija i kem. proizvoda	1.938	978	702	258	37
DH Proizv. proizvoda od gume i plastike	3.754	2.470	1.051	233	-
DI Proizv. ostalih nemetalnih proizvoda	4.588	65	3.865	657	-
DJ Proizv. metala i proizvoda od metala	6.827	3.392	2.064	1.372	176
DK Proizvodnja strojeva i uređaja	202	2	185	15	-
DL Proizv. električne i optičke opreme	2.296	1.814	309	173	-
DM Proizvodnja prijevoznih sredstava	775	319	318	138	-
DN Ostala prerađivačka industrija	3.007	1.002	1.679	325	-
E Proizvodnja i opskrba električnom energijom, plinom i vodom	169.897	87.674	80.081	2.142	363
F Građevinarstvo	36.491	23.447	7.679	5.365	5
G Trgovina na veliko i malo, popravak motornih vozila i motocikla te predmeta za osobnu upotrebu i kućanstvo	99.801	63.240	29.597	6.964	39
H Hoteli i restorani	5.716	1.360	4.195	161	-
I Prijevoz, skladištenje i veze	100.480	74.754	24.407	1.319	-
J Financijsko posredovanje	50.635	5.984	44.614	37	-
K Poslovanje nekretninama iznajmljivanje i poslovne usluge	21.785	14.149	6.677	959	670
L Javna uprava i odbrana; obavezno socijalno osiguranje	95.478	53.494	37.713	4.271	246
M Obrazovanje	13.784	4.298	6.972	2.514	-
N Zdravstvena i socijalna skrb	11.305	3.277	4.926	3.101	-
O Ostale javne, komunalne, društvene, socijalne i osobne uslužne djelatnosti	9.523	3.964	4.700	859	27
P Privatna kućanstva sa zaposlenim osobama	-	-	-	-	-
Q Eksteritorijalne organizacije i tijela	-	-	-	-	-

Tehnička struktura Technical composition						Activity of investor
Stambene zgrade i prostori Dwellings	Ostali građevinski radovi Other construction work	Strojevi, oprema i transportna sredstva Machinery, transport and other equipment	Ostala opipljiva stalna sredstva Other tangible fixed assets	Nematerijalna (neopipljiva) stalna sredstva Intangible fixed assets	Troškovi prijenosa vlasništva zemljišta Costs of transaction of land	
47.707	282.011	398.075	6.173	12.079	498	<b>TOTAL</b>
766	6.114	5.595	4.835	668	7	<b>A Agriculture, hunting and forestry</b>
-	61	111	-	-	-	<b>B Fishing</b>
1.399	1.028	13.183	187	10	-	<b>C Mining and quarrying</b>
-	8	143	-	2	-	<b>CA Mining and quarrying of energy producing materials</b>
1.399	1.020	13.040	187	8	-	<b>CB Mining and quarrying, except of energy producing materials</b>
4.850	26.064	65.956	365	379	68	<b>D Manufacturing</b>
1.637	10.981	38.667	350	167	5	<b>DA Manuf. of food products, beverages and tobacco</b>
37	548	1.472	-	12	10	<b>DB Manuf. of textiles and textile products</b>
434	202	1.002	-	-	-	<b>DC Manuf. of leather and leather products</b>
663	4.223	8.534	16	16	45	<b>DD Manuf. of wood and wood products</b>
175	653	3.854	-	83	-	<b>DE Manuf. of pulp, paper, publishing and printing</b>
-	292	214	-	-	3	<b>DF Manuf. of coke, petroleum products</b>
-	1.383	533	-	23	-	<b>DG Manuf. of chemicals and ch. prod.</b>
17	1.052	2.675	-	10	-	<b>DH Manuf. of rubber and plastic prod.</b>
256	3.423	907	-	1	-	<b>DI Manuf. of other non metallic min. prod.</b>
1.049	1.342	4.385	-	48	3	<b>DJ Manuf. of basic metals and metal prod.</b>
-	90	112	-	-	-	<b>DK Manuf. of machinery and equip.</b>
226	849	1.212	-	7	1	<b>DL Manuf. of electrical and optical equip.</b>
356	154	265	-	-	-	<b>DM Manufac. of transport equipment</b>
-	871	2.123	-	12	-	<b>DN Manufacture n.e.c.</b>
6.568	25.996	136.532	-	787	14	<b>E Electricity, gas and water supply</b>
5.253	8.658	22.393	-	149	38	<b>F Construction</b>
7.883	46.011	42.764	455	2.451	238	<b>G Wholesale and retail trade; repair of motor vehicles, motorcycles and personal household goods</b>
239	4.063	1.360	-	54	-	<b>H Hotels and restaurants</b>
795	43.355	55.324	-	958	50	<b>I Transport, storage and communication</b>
2.881	31.000	11.782	-	4.952	20	<b>J Financial intermediation</b>
1.517	5.727	14.223	96	206	16	<b>K Real estate, renting and business activities</b>
12.249	70.003	11.656	219	1.309	41	<b>L Public administration and defense; compulsory social security</b>
852	8.231	4.657	2	36	6	<b>M Education</b>
957	3.185	7.086	15	61	-	<b>N Health and social work</b>
1.500	2.514	5.450	-	59	-	<b>O Other community, social and personal service activities</b>
-	-	-	-	-	-	<b>P Private households with employed persons</b>
-	-	-	-	-	-	<b>Q Extra-territorial organizations and bodies</b>





**RAZINA OBRADY BRČKO DISTRIKT**  
*DATA PROCESSING – LEVEL BRCKO DISTRICT*

**TABELE/TABLES**

1. ISPLATE ZA INVESTICIJE U STALNA SREDSTVA PO OSNOVNIM IZVORIMA  
FINANCIRANJA, PREMA DJELATNOSTI INVESTITORA (EU NACE Rev.1.1) U 2004. GODINI

BRČKO DISTRIKT  
BRCKO DISTRICT

PAYMENTS FOR GROSS FIXED CAPITAL FORMATION, BY MAIN FORMS  
OF INVESTMENT, BY ACTIVITY OF INVESTOR (EU NACE Rev.1.1) IN 2004

u 000 KM  
thousand KM

Djelatnost investitora	Isplaćeno za investicije u stalna sredstva Payments for gross fixed capital formation in fixed assets							Activity of investor
	Ukupno Total	Iz sopstvenih sredstava From own financial assets	Iz udruženih sredstava From joint assets	Iz financijskih kredita From financial credits	Financijski najam-lizing Financial leasing	Iz sredstava proračuna i fondova From assets of budgets and funds	Iz drugih izvora From other sources	
UKUPNO	77.501	28.798	17.669	10.707	930	14.633	4.765	TOTAL
UKUPNO A+B :	543	91	62	350	-	-	40	TOTAL A+B :
A Poljoprivreda, lov i šumarstvo	-	-	-	-	-	-	-	A Agriculture, hunting and forestry
B Ribarstvo <sup>1)</sup>	-	-	-	-	-	-	-	B Fishing <sup>1)</sup>
C Vadenje ruda i kamena	-	-	-	-	-	-	-	C Mining and quarrying
D Prerađivačka industrija	13.612	2.890	6.604	2.082	749	-	1.286	D Manufacturing
E Proizvodnja i opskrba električnom energijom, plinom i vodom	-	-	-	-	-	-	-	E Electricity, gas and water supply
F Građevinarstvo	9.766	8.541	-	58	106	-	1.061	F Construction
G Trgovina na veliko i malo, popravak motornih vozila i motocikla te predmeta za osobnu upotrebu i kućanstvo	15.628	7.334	-	6.583	74	-	1.637	G Wholesale and retail trade; repair of motor vehicles, motorcycles and personal household goods
H Hoteli i restorani	2.316	17	2.299	-	-	-	-	H Hotels and restaurants
I Prijevoz, skladištenje i veze	1.290	538	-	50	-	-	702	I Transport, storage and communication
J Financijsko posredovanje	-	-	-	-	-	-	-	J Financial intermediation
K Poslovanje nekretninama iznajmljivanje i poslovne usluge	19.246	8.921	8.704	1.583	-	-	38	K Real estate, renting and business activities
UKUPNO L+M+N+O :	15.099	466	-	-	-	14.632	1	TOTAL L+M+N+O :
L Javna uprava i odbrana; obavezno socijalno osiguranje <sup>1)</sup>	-	-	-	-	-	-	-	L Public administration and defense; compulsory social security <sup>1)</sup>
M Obrazovanje <sup>1)</sup>	-	-	-	-	-	-	-	M Education <sup>1)</sup>
N Zdravstvena i socijalna skr <sup>1)</sup>	-	-	-	-	-	-	-	N Health and social work <sup>1)</sup>
O Ostale javne, komunalne, društvene, socijalne i osobne uslužne djelatnosti	-	-	-	-	-	-	-	O Other community, social and personal service activities
P Privatna kućanstva sa zaposlenim osobama	-	-	-	-	-	-	-	P Private households with employed persons
Q Eksteritorijalne organizacije i tijela	-	-	-	-	-	-	-	Q Extra-teritorial organisations and bodies

<sup>1)</sup> Jedna izvještajna jedinica

<sup>1)</sup> The only legal entity in processing

2. VREMENSKA RAZGRANIČENJA IZMEĐU ISPLATA ZA INVESTICIJE  
I OSTVARENH INVESTICIJA 31.12.2004.G

BRČKO DISTRIKT  
BRCKO DISTRICT

TIME DISTINCTION BETWEEN PAYMENTS FOR GROSS FIXED CAPITAL FORMATION AND  
REALIZED GROSS FIXED CAPITAL FORMATION, BY ACTIVITY OF INVESTOR (EU NACE Rev.1.1) IN 2004

u 000 KM  
thousand KM

Djelatnost investitora	Isplaćeno za investicije u 2004.g Payments for GFCF in 2004			Izvršeni a neplaćeni radovi i nabavke u 2004.g Realised but not payed works and purchases in 2004	Vrijednost ostvarenih investicija u 2004.g Gross fixed capital formation in 2004	Activity of investor
	Ukupno Total	Za izvršene radove i nabavke u 2004.g For realised works and purchases in 2004	Za obaveze iz ranijih godina For obligations from previous years			
UKUPNO	77.501	71.951	5.549	13.868	85.819	TOTAL
UKUPNO A+B :	543	543	-	-	543	TOTAL A+B :
A Poljoprivreda, lov i šumarstvo						A Agriculture, hunting and forestry
B Ribarstvo <sup>1)</sup>						B Fishing <sup>1)</sup>
C Vadenje ruda i kamena	-	-	-	-	-	C Mining and quarrying
D Prerađivačka industrija	13.612	13.321	290	340	13.661	D Manufacturing
E Proizvodnja i opskrba električnom energijom, plinom i vodom	-	-	-	-	-	E Electricity, gas and water supply
F Građevinarstvo	9.766	5.464	4.301	463	5.927	F Construction
G Trgovina na veliko i malo, popravak motornih vozila i motocikla te predmeta za osobnu upotrebu i kućanstvo	15.628	15.491	137	177	15.667	G Wholesale and retail trade; repair of motor vehicles, motorcycles and personal household goods
H Hoteli i restorani	2.316	2.316	-	-	2.316	H Hotels and restaurants
I Prijevoz, skladištenje i veze	1.290	1.290	-	-	1.290	I Transport, storage and communication
J Financijsko posredovanje	-	-	-	-	-	J Financial intermediation
K Poslovanje nekretninama iznajmljivanje i poslovne usluge	19.246	18.426	820	12.888	31.313	K Real estate, renting and business activities
UKUPNO L+M+N+O :	15.100	15.100	-	1	15.101	TOTAL L+M+N+O :
L Javna uprava i odbrana; obavezno socijalno osiguranje <sup>1)</sup>						L Public administration and defense; compulsory social security <sup>1)</sup>
M Obrazovanje <sup>1)</sup>						M Education <sup>1)</sup>
N Zdravstvena i socijalna skrbi <sup>1)</sup>						N Health and social work <sup>1)</sup>
O Ostale javne, komunalne, društvene, socijalne i osobne uslužne djelatnosti						O Other community, social and personal service activities
P Privatna kućanstva sa zaposlenim osobama	-	-	-	-	-	P Private households with employed persons
Q Eksteritorijalne organizacije i tijela	-	-	-	-	-	Q Extra-teritorial organisations and bodies

<sup>1)</sup> Jedna izvještajna jedinica

<sup>1)</sup> The only one legal entity in processing

3.1 TEHNIČKA STRUKTURA OSTVARENIH INVESTICIJA U STALNA SREDSTVA,  
PREMA DJELATNOSTI INVESTITORA (EU NACE Rev.1.1) U 2004.GODINI

BRČKO DISTRIKT  
BRCKO DISTRICT

TECHNICAL STRUCTURE OF GROSS FIXED CAPITAL FORMATION IN FIXED ASSETS  
BY ACTIVITY OF INVESTOR (EU NACE Rev. 1.1) IN 2004

u 000 KM  
thousand KM

Djelatnost investitora	Ukupno Total	Materijalna (opipljiva) stalna sredstva Tangible fixed assets				Nematerijalna (neopipljiva) stalna sredstva Intangible fixed assets	Troškovi prijenosa vlasništva zemljišta Costs of transactions of land	Activity of investor
		Svega Total	Gradevinski objekti i prostori Construction work	Strojevi, oprema i transportna sredstva Machinery, transport and other equipment	Ostala opipljiva stalna sredstva Other tangible fixed assets			
<b>UKUPNO</b>	<b>85.819</b>	<b>82.732</b>	<b>53.813</b>	<b>28.816</b>	<b>103</b>	<b>3.087</b>	<b>TOTAL</b>	
<b>UKUPNO A+B :</b>	<b>543</b>	<b>543</b>	<b>354</b>	<b>189</b>	<b>-</b>	<b>-</b>	<b>TOTAL A+B :</b>	
<b>A</b> Poljoprivreda, lov i šumarstvo							<b>A</b> Agriculture, hunting and forestry	
<b>B</b> Ribarstvo <sup>1)</sup>							<b>B</b> Fishing <sup>1)</sup>	
<b>C</b> Vadenje ruda i kamena	-	-	-	-	-	-	<b>C</b> Mining and quarrying	
<b>D</b> Prerađivačka industrija	13.661	10.834	952	9.824	58	2.827	<b>D</b> Manufacturing	
<b>E</b> Proizvodnja i opskrba električnom energijom, plinom i vodom	-	-	-	-	-	-	<b>E</b> Electricity, gas and water supply	
<b>F</b> Građevinarstvo	5.927	5.888	1.367	4.521	-	39	<b>F</b> Construction	
<b>G</b> Trgovina na veliko i malo, popravak motornih vozila i motocikla te predmeta za osobnu upotrebu i kućanstvo	15.667	15.447	8.563	6.840	45	220	<b>G</b> Wholesale and retail trade; repair of motor vehicles, motorcycles and personal household goods	
<b>H</b> Hoteli i restorani	2.316	2.316	1.986	330	-	-	<b>H</b> Hotels and restaurants	
<b>I</b> Prijevoz, skladištenje i veze	1.290	1.290	702	588	-	-	<b>I</b> Transport, storage and communication	
<b>J</b> Financijsko posredovanje	-	-	-	-	-	-	<b>J</b> Financial intermediation	
<b>K</b> Poslovanje nekretninama iznajmljivanje i poslovne usluge	31.313	31.312	30.091	1.221	-	1	<b>K</b> Real estate, renting and business activities	
<b>UKUPNO L+M+N+O :</b>	<b>15.102</b>	<b>15.102</b>	<b>9.798</b>	<b>5.304</b>	<b>-</b>	<b>-</b>	<b>TOTAL L+M+N+O :</b>	
<b>L</b> Javna uprava i odbrana; obavezno socijalno osiguranje <sup>1)</sup>							<b>L</b> Public administration and defense; compulsory social security <sup>1)</sup>	
<b>M</b> Obrazovanje <sup>1)</sup>							<b>M</b> Education <sup>1)</sup>	
<b>N</b> Zdravstvena i socijalna skrb <sup>1)</sup>							<b>N</b> Health and social work <sup>1)</sup>	
<b>O</b> Ostale javne, komunalne, društvene, socijalne i osobne uslužne djelatnosti <sup>1)</sup>							<b>O</b> Other community, social and personal service activities <sup>1)</sup>	
<b>P</b> Privatna kućanstva sa zaposlenim osobama	-	-	-	-	-	-	<b>P</b> Private households with employed persons	
<b>Q</b> Eksteritorijalne organizacije i tijela	-	-	-	-	-	-	<b>Q</b> Extra-territorial organisations and bodies	

<sup>1)</sup> Jedna izvještajna jedinica

<sup>1)</sup> The only one legal entity in processing

3.2 TEHNIČKA STRUKTURA OSTVARENH INVESTICIJA U NOVA STALNA SREDSTVA,  
PREMA DJELATNOSTI INVESTITORA (EU NACE Rev.1.1) U 2004. GODINI

BRČKO DISTRIKT  
BRCKO DISTRICT

TECHNICAL STRUCTURE OF GROSS FIXED CAPITAL FORMATION IN NEW FIXED ASSETS  
BY ACTIVITY OF INVESTOR (EU NACE Rev. 1.1) IN 2004

u 000 KM  
thousand KM

Djelatnost investitora	Ukupno Total	Materijalna (opipljiva) stalna sredstva Tangible fixed assets				Nematerijalna (neopipljiva) stalna sredstva Intangible fixed assets	Troškovi prijenosa vlasništva zemljišta Costs of transactions of land	Activity of investor
		Svega Total	Gradevinski objekti i prostori Construction work	Strojevi, oprema i transportna sredstva Machinery, transport and other equipment	Ostala opipljiva stalna sredstva Other tangible fixed assets			
UKUPNO	80.096	77.009	51.681	25.225	103	3.087	-	TOTAL
UKUPNO A+B :	543	543	354	189	-	-	-	TOTAL A+B :
A Poljoprivreda, lov i šumarstvo								A Agriculture, hunting and forestry
B Ribarstvo <sup>1)</sup>								B Fishing <sup>1)</sup>
C Vadenje ruda i kamena	-	-	-	-	-	-	-	C Mining and quarrying
D Prerađivačka industrija	11.400	8.573	497	8.017	58	2.827	-	D Manufacturing
E Proizvodnja i opskrba električnom energijom, plinom i vodom	-	-	-	-	-	-	-	E Electricity, gas and water supply
F Građevinarstvo	5.453	5.415	933	4.482	-	39	-	F Construction
G Trgovina na veliko i malo, popravak motornih vozila i motocikla te predmeta za osobnu upotrebu i kućanstvo	13.135	12.915	7.349	5.521	45	220	-	G Wholesale and retail trade; repair of motor vehicles, motorcycles and personal household goods
H Hoteli i restorani	2.316	2.316	1.986	330	-	-	-	H Hotels and restaurants
I Prijevoz, skladištenje i veze	865	865	702	163	-	-	-	I Transport, storage and communication
J Financijsko posredovanje	-	-	-	-	-	-	-	J Financial intermediation
K Poslovanje nekretninama iznajmljivanje i poslovne usluge	31.313	31.311	30.091	1.220	-	1	-	K Real estate, renting and business activities
UKUPNO L+M+N+O :	15.073	15.073	9.769	5.304	-	-	-	TOTAL L+M+N+O :
L Javna uprava i odbrana; obavezno socijalno osiguranje <sup>1)</sup>								L Public administration and defense; compulsory social security <sup>1)</sup>
M Obrazovanje <sup>1)</sup>								M Education <sup>1)</sup>
N Zdravstvena i socijalna skrb <sup>1)</sup>								N Health and social work <sup>1)</sup>
O Ostale javne, komunalne, društvene, socijalne i osobne uslužne djelatnosti <sup>1)</sup>								O Other community, social and personal service activities <sup>1)</sup>
P Privatna kućanstva sa zaposlenim osobama	-	-	-	-	-	-	-	P Private households with employed persons
Q Eksteritorijalne organizacije i tijela	-	-	-	-	-	-	-	Q Extra-territorial organisations and bodies

1) Jedna izvještajna jedinica

1) The only one legal entity in processing

4. OSTVARENE INVESTICIJE U NOVA STALNA SREDSTVA PREMA KARAKTERU IZGRADNJE I TEHNIČKOJ STRUKTURI, PREMA DJELATNOSTI INVESTITORA (EU NACE Rev.1.1) U 2004. GODINI

GROSS FIXED CAPITAL FORMATION IN NEW FIXED ASSETS, BY KIND OF CONSTRUCTION AND TECHNICAL COMPOSITION;  
BY ACTIVITY OF INVESTOR (EU NACE Rev.1.1) IN 2004

Djelatnost investitora	Ostvarene investicije u <u>nova</u> stalna sredstva <i>Gross fixed capital formation in <u>new</u> fixed assets</i>	Karakter izgradnje <i>Kind of construction</i>			Dio ukupnih investicija u zaštitu životne sredine <i>Part of gross fixed capital formation for protection of the environment</i>
		Izgradnja novih kapaciteta <i>New capacities</i>	Rekonstrukcija, modernizacija, dogradnja i proširenje <i>Reconstruction, renovation, upgrade and expansion</i>	Održavanje nivoa postojećih kapaciteta <i>Maintenance existing level of capacities</i>	
UKUPNO	80.096	63.822	15.889	385	-
UKUPNO A+B :	543	309	234	-	-
A Poljoprivreda, lov i šumarstvo					
B Ribarstvo <sup>1)</sup>					
C Vadenje ruda i kamena	-	-	-	-	-
D Prerađivačka industrija	11.400	10.077	1.251	71	-
E Proizvodnja i opskrba električnom energijom, plinom i vodom	-	-	-	-	-
F Građevinarstvo	5.453	3.793	1.636	24	-
G Trgovina na veliko i malo, popravak motornih vozila i motocikla te predmeta za osobnu upotrebu i kućanstvo	13.135	10.720	2.213	202	-
H Hoteli i restorani	2.316	2	2.312	1	-
I Prijevoz, skladištenje i veze	865	856	9	-	-
J Financijsko posredovanje				-	-
K Poslovanje nekretninama iznajmljivanje i poslovne usluge	31.313	30.653	630	30	-
UKUPNO L+M+N+O :	15.072	7.412	7.604	56	-
L Javna uprava i odbrana; obavezno socijalno osiguranje <sup>1)</sup>					
M Obrazovanje <sup>1)</sup>					
N Zdravstvena i socijalna skrb <sup>1)</sup>					
O Ostale javne, komunalne, društvene, socijalne i osobne uslužne djelatnosti <sup>1)</sup>					
P Privatna kućanstva sa zaposlenim osobama	-	-	-	-	-
Q Eksteritorijalne organizacije i tijela	-	-	-	-	-

1) Jedna izvještajna jedinica

Tehnička struktura Technical composition						Activity of investor
Stambene zgrade i prostori Dwellings	Ostali građevinski radovi Other construction work	Strojevi, oprema i transportna sredstva Machinery, transport and other equipment	Ostala opipljiva stalna sredstva Other tangible fixed assets	Nematerijalna (neopipljiva) stalna sredstva Intangible fixed assets	Troškovi prijenosa vlasništva zemljišta Costs of transaction of land	
4.393	47.288	25.225	103	3.087	-	TOTAL
354	-	189	-	-	-	TOTAL A+B :
-	-	-	-	-	-	A Agriculture, hunting and forestry
-	-	-	-	-	-	B Fishing <sup>1)</sup>
-	-	-	-	-	-	C Mining and quarrying
459	38	8.017	58	2.827	-	D Manufacturing
-	-	-	-	-	-	E Electricity, gas and water supply
907	26	4.482	-	39	-	F Construction
1.407	5.942	5.521	45	220	-	G Wholesale and retail trade; repair of motor vehicles, motorcycles and personal household goods
-	1.986	330	-	-	-	H Hotels and restaurants
-	702	163	-	-	-	I Transport, storage and communication
-	-	-	-	-	-	J Financial intermediation
1.265	28.827	1.220	-	1	-	K Real estate, renting and business activities
-	9.769	5.304	-	-	-	TOTAL L+M+N+O :
-	-	-	-	-	-	L Public administration and defense; compulsory social security <sup>1)</sup>
-	-	-	-	-	-	M Education <sup>1)</sup>
-	-	-	-	-	-	N Health and social work <sup>1)</sup>
-	-	-	-	-	-	O Other community, social and personal service activities <sup>1)</sup>
-	-	-	-	-	-	P Private households with employed persons
-	-	-	-	-	-	Q Extra-territorial organizations and bodies

<sup>1)</sup> The only one legal entity in processing

