

**STATISTIČKI BILTEN  
СТАТИСТИЧКИ БИЛТЕН  
STATISTICAL BULLETIN**

**5**

**1999**



This Publication is supported by the PHARE  
programme of the European Commission

**Izdaje i tiska:** Agencija za statistiku Bosne i Hercegovine, Bosna i Hercegovina, Sarajevo, Fra Andela Zvizdovica 1  
*Published and printed:* Agency for Statistics of Bosnia and Herzegovina, Bosnia and Herzegovina, Sarajevo, Fra Andela Zvizdovica 1

**Odgovara:** Poslovodni odbor  
*Person responsible:* Management Board

Tablice predstavljene u ovoj publikaciji su pripremili eksperti Nataša Lucic i Nora Selimovic u suradnji sa Jose Antonio Pinheiro – EU ekspertom

Tables which are presented in this publication, were prepared by experts Nataša Lucic and Nora Selimovic, in cooperation with Jose Antonio Pinheiro – EU expert

**Tehnicki urednik:** M.Sc Milenko Stojanovic  
*Technical Editor:* M.Sc Milenko Stojanovic

**Izrada grafikona:** Jose Antonio Pinheiro i Nataša Lucic  
*Graphic Design:* Jose Antonio Pinheiro and Nataša Lucic

**Molimo korisnike Biltena da prilikom uporabe podataka navedu izvor**

**Users of the publication data are requested to mention the source**

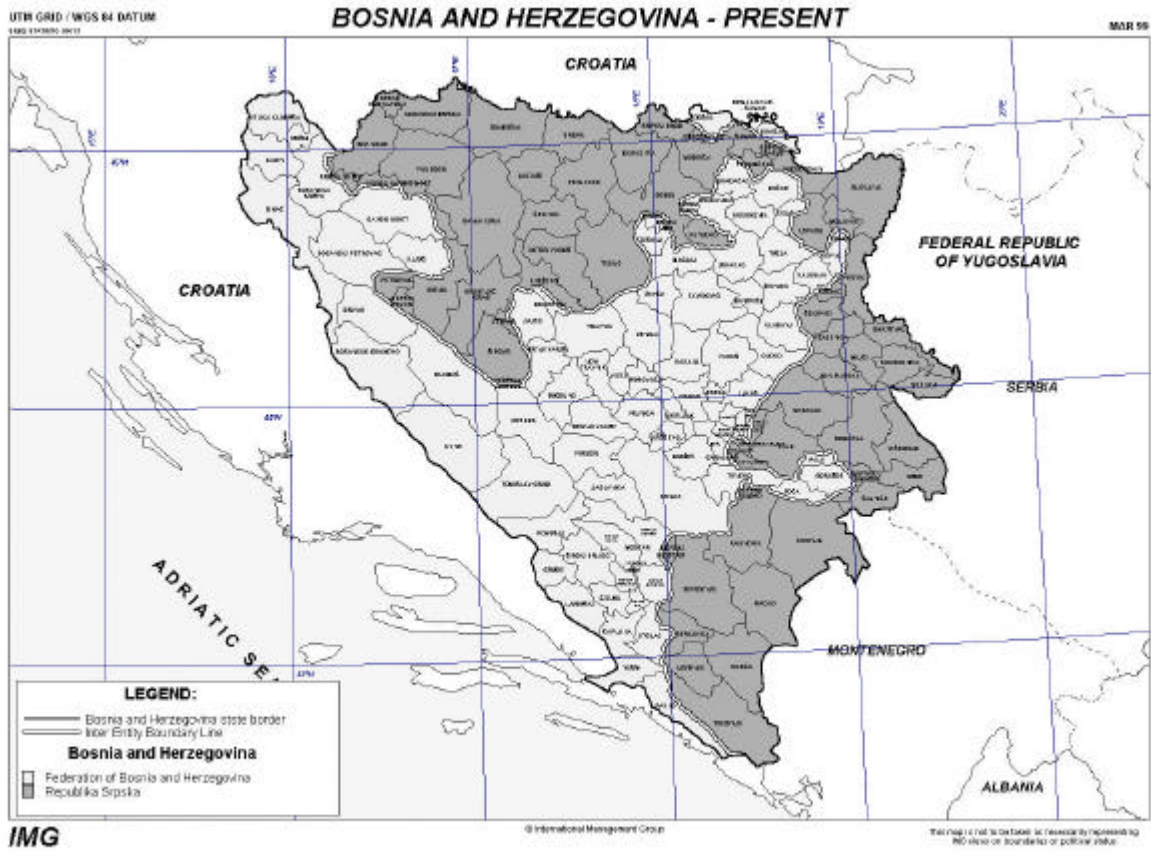
**BOSNA I HERCEGOVINA**

**BOSNIA AND HERZEGOVINA**

**AGENCIJA ZA STATISTIKU BOSNE I HERCEGOVINE  
AGENCY FOR STATISTICS OF BOSNIA AND HERZEGOVINA**

**STATISTICKI BILTEN 5**  
**STATISTICAL BULLETIN**

**SARAJEVO, PROSINAC 1999. GODINE**



\*) Objavljeno uz suglasnost International Management Group / *Published with agreeable to International Management Group*

## OPCI PODACI O BOSNI I HERCEGOVINI

**Službeni naziv:** Bosna i Hercegovina (B i H)

**Zemljopisna lokacija:** Bosna i Hercegovina se nalazi na zapadnom dijelu Balkanskog poluotoka

**Pogranične zemlje:** SR Jugoslavija na istoku, Republika Hrvatska na sjeveru, zapadu i jugu.

**Administrativna podjela:** BiH je podjeljena na dva entiteta: Federaciju Bosne i Hercegovine (F BiH) i Republiku Srpsku (RS) i distrikt Brcko.

**Entitetska struktura:** F BiH administrativno je podjeljena na 10 kantona-županija. Kantoni- županije su podjeljeni na općine. Na području FBiH je 84 općina. Republika Srpska je administrativno podjeljena na 64 općine. Grad Brcko je zasebna administrativna jedinica-Distrikt.

**Površina:** Bosna i Hercegovina ukupno pokriva

	51 209,2 km <sup>2</sup>
Kopno	51 197 km <sup>2</sup>
More	12,2 km <sup>2</sup>

**Klima:** Pretežito kontinentalna, mediteranska na jugu

**Broj stanovnika:** BiH ima 3 724 582 stanovnika (FBiH-2 276 245 stanovnika, RS-1 448 537 stanovnika), (Procjena za 1999)

**Struktura stanovnika:** Bošnjaci, Hrvati i Srbi i pripadnici ostalih naroda

**Glavni grad:** Sarajevo (FBiH-Sarajevo, RS-Banja Luka)

**Službeni jezici:** Bosanski, Hrvatski i Srpski (bosanski, i hrvatski se pišu latinicnim pismom, a srpski se piše cirilicnim pismom).

**Zvanična valuta:** Konvertibilna marka (KM), (1KM = 1 DM)

## GENERAL DATA ABOUT BOSNIA AND HERZEGOVINA

**Official name:** Bosnia and Herzegovina B&H)

**Geographical location:** Bosnia and Herzegovina is situated in the west part of the Balkan Peninsula

**Border countries:** SR of Yugoslavia on the east, Republic of Croatia on the north, west and south

**Administrative distribution:** B&H is divided on two entities: Federation of Bosnia and Herzegovina (FB&H) and Republica Srpska (RS) and district Brcko

**Entity structure:** The Federation of Bosnia and Herzegovina is administratively divided into 10 cantons/districts. These cantons/districts are divided into municipalities. There are 84 municipalities in Fed. B&H. The Republika Srpska is administratively divided into 64 municipalities. The city of Brcko is a separate administrative unit – District.

**Surface:** Bosnia and Herzegovina cover totally

	51 209,2 km <sup>2</sup>
Land	51 197 km <sup>2</sup>
Inland	12,2 km <sup>2</sup>

**Climate:** In the majority continental, mediterranean on south

**Number of habitants:** B&H have 3 653 000 habitants (F B&H-2 244 000 habitants, RS-1409 000 habitants), (Estimation for 1999)

**The structure of population:** Muslims, Croats, Serbs and other participants of others nations

**Capital city:** Sarajevo (F B&H-Sarajevo, RS -Banjaluka)

**Official languages:** Bosnian, Croatian and Serbian (Bosnian, and Croatian are written on Alphabet, and Serbian are written on Cyrillic).

**Official value:** Konvertible mark (KM), (1KM = 1 DM)



**S A D R Ź A J**  
**C O N T E N T S**

	<b>Str.</b>
	Page
<b>U V O D</b> ... .. .	<b>11</b>
<i>INTRODUCTION</i>	
<b>KRATICE I ZNAKOVI</b> ... .. .	<b>14</b>
<i>ABBREVIATIONS AND SYMBOLS</i>	
<b>1. PLACE</b> ... .. .	<b>15</b>
<i>WAGES</i>	
<b>2. NEZAPOSLENOST</b> ... .. .	<b>45</b>
<i>UNEMPLOYMENT</i>	
<b>3. ŠUMARSTVO</b> ... .. .	<b>55</b>
<i>FORESTRY</i>	
<b>4. GRADEVINARSTVO</b> ... .. .	<b>101</b>
<i>CONSTRUCTION</i>	
<b>5. PRIJEVOZ I VEZE</b> ... .. .	<b>113</b>
<i>TRANSPORT AND COMMUNICATIONS</i>	
<b>6. TURIZAM I UGOSTITELJSTVO</b> ... .. .	<b>147</b>
<i>TOURISM, HOTELS AND RESTAURANTS</i>	
<b>7. STANOVNIŠTVO</b> ... .. .	<b>159</b>
<i>POPULATION</i>	

**SADRŽAJ TABLICA I GRAFIKONA**  
**CONTENTS TABLES AND GRAPHICS**

	Strana Page
<b>1. PLACE</b>	
<b>WAGES</b>	
1-1.1. Bruto place po djelatnostima (BiH) .....	20
<i>Gross wages according to economic activity (B&amp;H)</i>	
1-1.2. Neto place po djelatnostima (BiH) .....	22
<i>Net wages according to economic activity (B&amp;H)</i>	
1-1.3. Bruto akumulirane place po djelatnostima (BiH) .....	24
<i>Gross acumulated wages according to economic activity (B&amp;H)</i>	
1-1.4. Neto akumulirane place po djelatnostima (BiH) .....	26
<i>Net acumulated wages according to economic activity (B&amp;H)</i>	
1-2.1. Bruto place po djelatnostima (Fed) .....	28
<i>Gross wages according to economic activity (Fed)</i>	
1-2.2. Neto place po djelatnostima (Fed) .....	30
<i>Net wages according to economic activity (Fed)</i>	
1-2.3. Bruto akumulirane place po djelatnostima (Fed) .....	32
<i>Gross acumulated wages according to economic activity (Fed)</i>	
1-2.4. Neto akumulirane place po djelatnostima (Fed) .....	34
<i>Net acumulated wages according to economic activity</i>	
1-3.1. Bruto place po djelatnostima (RS) .....	36
<i>Gross wages according to economic activity (RS)</i>	
1-3.2. Neto place po djelatnostima (RS) .....	38
<i>Net wages according to economic activity (RS)</i>	
1-3.3. Bruto akumulirane place po djelatnostima (RS) .....	40
<i>Gross acumulated wages according to economic activity (RS)</i>	
1-3.4. Neto akumulirane place po djelatnostima (RS) .....	42
<i>Net acumulated wages according to economic activity (RS)</i>	
<b>2. NEZAPOSLENOST</b>	
<b>UNEMPLOYMENT</b>	
2-1.1. Broj nezaposlenih osoba prema kvalifikacijama i spolu (BiH) .....	48
<i>Number of persons seeking for employment according to qualification and sex (B&amp;H)</i>	
2-2.1. Broj nezaposlenih osoba prema kvalifikacijama i spolu (Fed) .....	49
<i>Number of persons seeking for employment according to qualification and sex (Fed)</i>	
2-3.3. Broj nezaposlenih osoba prema kvalifikacijama i spolu (RS) .....	50
<i>Number of persons seeking for employment according to qualification and sex (RS)</i>	
2- Grafikon: Nezaposlenost – Broj nezaposlenih prema kvalifikacijama (BiH)	51
<i>Graph : Unemployment – Number of persons seeking for employment (B&amp;H)</i>	
Grafikon: Nezaposlenost – Broj nezaposlenih prema kvalifikacijama (Fed)	51
<i>Graph : Unemployment – Number of persons seeking for employment (Fed)</i>	
Grafikon: Nezaposlenost – Broj nezaposlenih prema kvalifikacijama (RS)	52
<i>Graph : Unemployment – Number of persons seeking for employment (RS)</i>	
Grafikon: Nezaposlenost – Broj nezaposlenih prema kvalifikacijama (BiH,Fed,RS)	53
<i>Graph : Unemployment – Number of persons seeking for employment (B&amp;H,Fed,RS)</i>	
Grafikon: Nezaposlenost – Broj nezaposlenih prema spolu (BiH)	53
<i>Graph : Unemployment – Number of persons seeking for employment according to sex (B&amp;H)</i>	
Grafikon: Nezaposlenost – Broj nezaposlenih prema spolu (Fed)	54
<i>Graph : Unemployment – Number of persons seeking for employment according to sex (Fed)</i>	
Grafikon: Nezaposlenost – Broj nezaposlenih prema spolu (RS)	54
<i>Graph : Unemployment – Number of persons seeking for employment according to sex (RS)</i>	
<b>3. ŠUMARSTVO</b>	
<b>FORESTRY</b>	
3-1.1. Proizvodnja, prodaja i zalihe šumskih proizvoda prema asortimanu (BiH) .	58
<i>Production, sales and stocks forests products by type (B&amp;H)</i>	



3-1.2. Indeksi proizvodnje, prodaje i zaliha šumskih proizvoda prema asortimanu (BiH) .....	64
<i>Indices of production, sales and stocks forests products by type (B&amp;H)</i>	
3-1.3. Učešća entiteta u proizvodnji, prodaji i zalihamu šumskih proizvoda prema asortimanu % (BiH) .....	70
<i>Share of entities in production, sales and stocks forests production by type % (B&amp;H)</i>	
3-2.1. Proizvodnja, prodaja i zalihe šumskih proizvoda prema asortimanu (Fed) .	76
<i>Production, sales and stocks forests products by type (Fed)</i>	
3-2.2. Indeksi proizvodnje, prodaje i zaliha šumskih proizvoda prema asortimanu (Fed) .....	82
<i>Indices of production, sales and stocks forests products by type (Fed)</i>	
3-3.1. Proizvodnja, prodaja i zalihe šumskih proizvoda prema asortimanu (RS) .	88
<i>Production, sales and stocks forests products by type (RS)</i>	
3-3.2. Indeksi proizvodnje, prodaje i zaliha šumskih proizvoda prema asortimanu (RS) .....	94
<i>Indices of production, sales and stocks forests products by type (RS)</i>	
3- Grafikon: Šumarstvo - Proizvodnja (01-06) BiH .....	100
<i>Graph: Forestry - Monthly Production (01-06) B&amp;H</i>	
Grafikon: Šumarstvo - % učešća entiteta u proizvodnji BiH .....	100
<i>Graph: Forestry - % share of entities in production B&amp;H</i>	
<b>4. GRAĐEVINARSTVO</b>	
<b>CONSTRUCTION</b>	
4-1.1. Vrijednost izvršenih građevinskih radova, izvršeni efektivni sati i broj radnika (BiH) .....	104
<i>Value of completed construction works, completed effective hours and workers (B&amp;H)</i>	
4-1.2. Indeksi vrijednost izvršenih građevinskih radova, izvršeni efektivni sati i broj radnika (BiH) .....	105
<i>Indices of value of completed construction works, completed effective hours and workers (B&amp;H)</i>	
4-1.3. % učešća entiteta u vrijednosti izvršenih građevinskih radova, izvršenim efektivnim satima i broju radnika .....	106
<i>% share of entities in value of completed construction works, completed effective hours and workers</i>	
4- 2.1. Vrijednost izvršenih građevinskih radova, izvršeni efektivni sati i broj radnika (Fed) .....	107
<i>Value of completed construction works, completed effective hours and workers (Fed)</i>	
4- 2.2. Indeksi vrijednost izvršenih građevinskih radova, izvršeni efektivni sati i broj radnika (Fed) .....	108
<i>Indices of value of completed construction works, completed effective hours and workers (Fed)</i>	
4-3.1. Vrijednost izvršenih građevinskih radova, izvršeni efektivni sati i broj radnika (RS) .....	109
<i>Value of completed construction works, completed effective hours and workers (RS)</i>	
4-3.2. Indeksi vrijednost izvršenih građevinskih radova, izvršeni efektivni sati i broj radnika (RS) .....	110
<i>Indices of value of completed construction works, completed effective hours and workers (RS)</i>	
4 – Grafikon: Građevinarstvo – Osnovni pokazatelji BiH .....	111
<i>Graph: Construction – Major indicators B&amp;H</i>	
Grafikon: Građevinarstvo: Učešća entiteta u BiH (%) .....	111
<i>Graph: Construction – Share of entities in B&amp;H (%)</i>	
<b>5. PRIJEVOZ I VEZE</b>	
<b>TRANSPORT AND COMMUNICATION</b>	
5 – 1.1. Drumski, gradski i željeznički prijevoz i veze (BiH) .....	116
<i>Highway, urban and railway transport and communication services (B&amp;H)</i>	
5 – 1.2. Indeksi drumskog, gradskog i željeznickog prijevoza i veza (BiH) .....	120
<i>Indices of highway, urban and railway transport and communication services (B&amp;H)</i>	

5 – 1.3. % učešća entiteta u drumskom, gradskom i željezničkom prijevozu i vezama (BiH).....	124
<i>% share of entities in highway, urban and railway transport and communication (B&amp;H)</i>	
5 – 2.1. Drumski, gradski i željeznički prijevoz i veze (Fed).....	128
<i>Highway, urban and railway transport and communication services (Fed)</i>	
5 – 2.2. Indeksi drumskog, gradskog i željeznickog prijevoza i veza (Fed).....	132
<i>Indices of highway, urban and railway transport and communication services (Fed)</i>	
5 – 3.1. Drumski, gradski i željeznički prijevoz i veze (RS).....	136
<i>Highway, urban and railway transport and communication services (RS)</i>	
5 – 3.2. Indeksi drumskog, gradskog i željeznickog prijevoza i veza (RS).....	140
<i>Indices of highway, urban and railway transport and communication services (RS)</i>	
5 – Grafikon: Drumski i željeznički robni prijevoz.....	144
<i>Graph: Highway and railway goods transport</i>	
Grafikon: Drumski i željeznički putnički prijevoz.....	144
<i>Graph: Highway and railway passenger transport</i>	
Grafikon: Drumski i željeznički robni prijevoz - % učešća entiteta u BiH.....	145
<i>Graph: Highway and railway transport - % share of entities in B&amp;H</i>	
Grafikon: Drumski i željeznički putnički prijevoz - % učešća entiteta u BiH.....	145
<i>Graph: Highway and railway passenger transport - % share of entities in B&amp;H</i>	
<b>6. TURIZAM I UGOSTITELJSTVO</b>	
<i>TOURISM, HOTELS AND RESTAURANTS</i>	
6 – 1.1. Dolasci turista po zemlji prebivališta (BiH).....	150
<i>Tourist arrivals by country of residence (B&amp;H)</i>	
6 – 1.2. Nocenja turista po zemlji prebivališta (BiH).....	151
<i>Tourist night by contry of residence (B&amp;H)</i>	
6 – 2.1. Dolasci turista po zemlji prebivališta (Fed).....	152
<i>Tourist arrivals by country of residence (Fed)</i>	
6 – 2.2. Nocenja turista po zemlji prebivališta (Fed).....	153
<i>Tourist night by contry of residence (Fed)</i>	
6 – 3.1. Dolasci turista po zemlji prebivališta (RS).....	154
<i>Tourist arrivals by country of residence (RS)</i>	
6 – 3.2. Nocenja turista po zemlji prebivališta (RS).....	155
<i>Tourist night by contry of residence (RS)</i>	
6 – 1.3. Tromjesečni promet po vrstama grupa u tisućama KM (BiH) .....	156
<i>Quarterly turnover by kinds of groups in thousands KM (B&amp;H)</i>	
6 – 2.3. Tromjesečni promet po vrstama grupa u tisućama KM (Fed).....	156
<i>Quarterly turnover by kinds of groups in thousands KM (Fed)</i>	
6 – 3.3. Tromjesečni promet po vrstama grupa u tisućama KM (RS) .....	156
<i>Quarterly turnover by kinds of groups in thousands KM (RS)</i>	
<b>7. STANOVNIŠTVO</b>	
<i>POPULATION</i>	
7 – 1.1. Prirodno kretanje stanovništva po mjesecima (BiH) – prethodni podaci .....	162
<i>Natural demographic trends (B&amp;H) – previous dates</i>	
7 – 2.1. Prirodno kretanje stanovništva po mjesecima (Fed) – prethodni podaci.....	163
<i>Natural demographic trends (Fed) – previous dates</i>	
7 – 3.1. Prirodno kretanje stanovništva po mjesecima (RS) – prethodni podaci.....	164
<i>Natural demographic trends (RS) – previous dates</i>	
7 – Grafikon: Prirodno kretanje stanovništva (BiH) .....	165
<i>Graph: Natural change of population (B&amp;H)</i>	
Grafikon: Prirodno kretanje stanovništva (Fed) .....	165
<i>Graph: Natural change of population (Fed)</i>	
Grafikon: Prirodno kretanje stanovništva (RS) .....	166
<i>Graph: Natural change of population (RS)</i>	

***U V O D***  
***INTRODUCTION***

## U V O D

Podaci za BiH publicirani u ovom Biltenu predstavljaju nastavak realizacije Plana statističkih aktivnosti za BiH u 1999. godini koji je uskladen sa programima statističkih istraživanja Federalnog zavoda za statistiku Federacije BiH i Republickog zavoda za statistiku Republike Srpske.

Prema Odluci Savjeta ministara Bosne i Hercegovine od 20.08.1998. godine ("Službeni glasnik BiH", broj 16/98) Agencija za statistiku BiH nadležna je da u skladu sa međunarodno prihvaćenom metodologijom izrađuje i tiska statističke podatke za Bosnu i Hercegovinu, temeljem podataka zavoda za statistiku entiteta.

Za prikupljanje podataka i njihovu obradu na razini entiteta odgovorni su zavodi entiteta, dok je Agencija za statistiku BiH odgovorna za agregiranje, harmonizaciju i distribuciju podataka na razini Bosne i Hercegovine.

Za ovu publikaciju Agencija za statistiku BiH obezbjedila je podatke za one oblasti statističkih istraživanja koja se provode po istoj metodologiji. Aktivnosti na usklađivanju metodologija za druge oblasti statističkih istraživanja su trajan zadatak Agencije i zavoda za statistiku entiteta.

U narednom periodu bit ćemo u mogućnosti da publiciramo podatke za više oblasti za prethodne godine, kao i za 1999. godinu.

Sve sugestije korisnika statističkih podataka koje vode daljem poboljšanju ove publikacije sa zadovoljstvom ćemo prihvatiti.

Sarajevo, prosinac 1999.

POSLOVODNI ODBOR

## INTRODUCTION

The data for B&H published in this Bulletin represent the beginnings of the realisation of the Plan of Statistical Activities for B&H in 1999, which are harmonised with the programs of the Federation of B&H and of the Republika Srpska Statistical Offices.

According to the Decision of the Council of Ministry of Bosnia and Herzegovina, made on 20.08.1998. ("Official Gazette B&H", number 16/98) the Agency of Statistics of Bosnia and Herzegovina is in charge "of the production and publishing, of aggregated statistics for Bosnia and Herzegovina in accordance with the International accepted methodology, based on data submitted by the Entity Statistical Institutes".

The Statistical Offices of the Entities are responsible for collecting and processing the data at their level. The Agency of Statistics of Bosnia and Herzegovina is responsible for aggregating, harmonising and distributing data at the level of Bosnia and Herzegovina.

For this publication the Agency for Statistics of Bosnia and Herzegovina provides data for statistical areas in which the same methodology has been used. The harmonisation of methodologies of other statistical areas is the lengthy task of this Agency and of the Offices of the Entities.

Soon we will be able to publish data on previous years for other areas.



All suggestions by users of statistical data, which lead to further improvement of this publication, will be gratefully accepted.

Sarajevo, December 1999

MANAGEMENT BOARD



## **KRATICE I ZNAKOVI**

U statistickim tablicama primjenjene su slijedeće kratice i znakovi:

-	nema pojave
...	ne raspolaže se podatkom
0	podatak je manji od 0,5 od date jedinice mjere
( )	nepotpun, nedovoljno provjeren, odnosno procijenjen podatak
*	ispravljen podatak
	prosjeak
1)	oznaka za napomenu ispod tablice
	promjena
(BiH)	statistički podaci na razini Bosne i Hercegovine
(Fed)	statistički podaci na razini Federacije
(RS)	statistički podaci na razini Republike Srpske
CV	koeficijent varijacije
KM	konvertibilna marka, zvanična valuta u BiH
JKD	Jugoslovenska klasifikacija ekonomskih aktivnosti

## **ABBREVIATIONS AND SYMBOLS**

In statistical tables we have following signs

-	no entry
...	data not available
0	value is less than 0,5 of the unit of measure being used
( )	uncomplete, not reliable, estimated data
*	corrected data
	average
1)	indicates note beneath table
	change
(BiH)	state level statistics
(Fed)	Federation level statistics
(RS)	Republic Srpska level statistics
CV	coefficient of variation
KM	convertible currency (mark), official currency of B&H
JKD	Yugoslavian classification of economic activities

***1. PLACE  
WAGES***

## STATISTIKA RADA

Cilj statistike zaposlenosti, nezaposlenosti i placa, koja je važna oblast društvene statistike, je da pruži informacije o tržištu rada i o odgovarajućim pitanjima putem administrativnih informacija, pojedinačnih intervjua ili drugih načina putem kojih će se dobiti informacije o ovoj materiji.

Cilj Statistike rada je da prikupi podatke o radnom stanovništvu (15 godina i više) i da ih razvrsta u **tri uzajamno isključive** grupe: zaposlene osobe, nezaposlene osobe i neaktivne osobe. Ukrštanjem drugih informacija (ukupan broj stanovništva, starost, pol, prethodni posao, naredni posao itd.) zajedno sa ovim moguće je napraviti interesantne (zajedničke) indikatore. Dobar primjer je Europska Anketa radne snage, koju provode zemlje članice EU i koju koordinira EUROSTAT od 1973.

Definicije zaposlenosti i nezaposlenosti korišćene u zemljama EU, u skladu su sa usvojenim na 13. Međunarodnoj Konferenciji Statisticara rada koja je održana u Ženevi 1982. godine.

## PLACE

### *Metodološka objašnjenja*

Prosječne mjesečne bruto i neto place po zaposlenom dobivene su temeljem mjesečnog statističkog istraživanja o zaposlenim i placama. Prema metodologiji koja se koristi u BiH nema razlike između poslodavca i zaposlenih radnika. Podaci o neto i bruto placama su dostupni. U podacima o prosječnoj neto i bruto placi nisu obuhvaćene isplate zaposlenih u Ministarstvu obrane i Ministarstvu unutarnjih poslova.

Mjesečna neto plata obuhvaća placc zaposlenih za izvršene poslove temeljem redovnog radnog odnosa i naknada za godišnji odmor, bolovanja do 30 dana, državnih blagdana, placenog dopusta, cekanja i zastoja bez krivnje zaposlenog. Nisu obuhvaćena primanja koja terete materijalne troškove, naknade za bolovanja preko 30 dana i primanja temeljem ugovora o djelu.

Mjesečna bruto plata obuhvaća sve vrste neto isplata temeljem redovnog radnog odnosa i zakonom propisanih obvezatnih izdvajanja, doprinosa i poreza.

Prosječna neto i bruto plata po zaposlenom izračunava se dijeljenjem ukupnih isplata s brojem zaposlenih koji su primili placu.

Prosječna mjesečna plata dobivena je pomoću formule:

$$\bar{X} = \frac{\sum_{i=1}^{n_i} X_i + \sum_{j=1}^{n_j} X_j}{n_i + n_j}$$



## STATISTICS ON LABOUR FORCE

The objective of statistics on employment and wages, an important branch of social statistics, is to provide information on the labour market and related issues by means of administrative data, personal interviews or other relevant sources of data.

The main statistical objective of the Labour Force data is to divide the population of working age (15 years and above) into three mutually exclusive groups: persons in employment, persons unemployed and inactive persons. Within these groups other characteristics (total population, age, sex, previous job, second job, etc) are identified to provide key indicators. The European Labour Force Survey for example, has been carried out by the Member States of the EU and co-ordinated by EUROSTAT since 1973.

The definitions of employment and unemployment used in EU countries, closely follow those adopted by the 13<sup>th</sup> International Conference of Labour Statisticians, in 1982.

## WAGES

### *Notes on Methodology*

Data on average monthly gross and net salaries (wages) were obtained on the basis of monthly reports of the enterprises and not enterprises. According to the methodology currently used in B&H, there is no distinction made between employers and employees. Data related to net wages and gross wages are available. Data related to net and gross salaries, including wages of the employers in the Ministry of Defence and the Ministry of Foreign Affairs, are not.

Net monthly earning includes the income of a person in employment earned for work during regular working hours and some additional income, annual leave, sick pay up to 30 days, public holidays, paid leave, redundancy and work curtailment payments which are involuntary and non prejudicial.

Gross monthly earning includes all kinds of the net payments derived from on permanent employment plus participation, co-payments, contributions and taxes, as prescribed by law.

Average net and gross earning per one person in employment are calculated by dividing the total of payments by the number of persons in paid employment.

Average monthly pay at the state level can be calculated by the following formula:

$$\bar{X} = \frac{\sum_{i=1}^{n_i} X_i + \sum_{j=1}^{n_j} X_j}{n_i + n_j}$$

gdje je

$\bar{X}$  - prosjecna placa

$X_i$  - isplacena masa placa u Federaciji;

$X_j$  - isplacena masa placa u Republici Srpskoj;

$n_i$  - broj zaposlenih koji su primili placu u Federaciji BiH;

$n_j$  - broj zaposlenih koji su primili placu u Republici Srpskoj.

Ovdje postoji **jedna specificna poteškoca**: velike su neredovitosti u isplatama, a statistika podrazumijeva placanja u mjesecu, a ne mjesecno ugovorene, uobicajene ili prosjecne place. To znaci da tijekom jednog mjeseca, na primjer, jedna osoba nije primila ni jednu konvertibilnu niti Deutch marku, a u narednom mjesecu ta osoba može primiti i dvije place.

U biltenu su predstavljene slijedece tablice:

- ⌘ Prosjek bruto placa isplacenih tijekom mjeseca u skladu sa ekonomskom aktivnošcu (JKD)
- ⌘ Prosjek neto placa isplacenih tijekom mjeseca u skladu sa ekonomskom aktivnošcu (JKD)
- ⌘ Prosjek bruto placa po periodima (kumulativni prosjek) u skladu sa ekonomskom aktivnošcu (JKD)
- ⌘ Prosjek neto placa po periodima (kumulativni prosjek) u skladu sa ekonomskom aktivnošcu (JKD)

- $\bar{X}$  - is average monthly pay
- $X_i$  - is the total pay of the enterprise  $i$ , that belongs to the Federation
- $X_j$  - is the total pay of the enterprise  $j$ , that belongs to the Republic Srpska
- $n_i$  - is the total number of persons working in the Federation enterprises
- $n_j$  - is the total number of persons working in the Republic Srpska enterprises

**One principal difficulty exists:** there is great irregularity in payments while the statistics reflect pay in each individual month and **not** monthly contractual, usual or average salaries. This means that in one month, for instance, one person may receive zero KM (1 **K**onvertible **M**ark = 1 **D**eutsche Mark) and in the next month twice his normal salary. When BHAS publishes longer monthly series with wages, convergence indicators are included (see Bulletin 2). In this bulletin it is not necessary.

The following tables are presented in the bulletin:

- ⌘ Average gross wages paid during the month according to economic activity (JKD)
- ⌘ Average net wages paid during the month according to economic activity (JKD)
- ⌘ Average gross wages accumulated up to this month according to economic activity (JKD)
- ⌘ Average net wages accumulated up to this month according to economic activity (JKD)

RAZINA OBRADE BOSNA I HERCEGOVINA

**1 - 1.1 Bruto plate po djelatnostima u KM**


JKD po granama djelatnosti	Prosječna bruto plata <i>Average gross wages</i>						
	1998	01.99	02.99	03.99	04.99	05.99	06.99
<b>Ukupno</b>	<b>454</b>	<b>493</b>	<b>494</b>	<b>483</b>	<b>501</b>	<b>497</b>	<b>495</b>
<b>Privreda</b>	405	441	448	433	458	452	454
<b>Nprivreda</b>	574	602	588	602	593	601	588
Industrija i rudarstvo	371	407	402	398	419	415	414
Poljoprivreda i ribarstvo	331	398	360	353	379	354	380
Šumarstvo	456	521	420	458	476	462	476
Vodoprivreda	401	450	417	382	441	404	449
Gradevinarstvo	339	365	422	378	383	370	395
Saobraćaj i veze	476	547	552	528	569	528	585
Trgovina	349	373	404	391	402	384	380
Ugostiteljstvo i turizam	372	404	431	381	401	443	408
Zanatstvo	327	354	367	360	357	351	353
Stambeno-komun.djelatnost	473	512	473	479	482	560	498
Finansijske i druge usluge	690	678	675	625	721	667	710
Obrazovanje i kultura	545	594	541	547	553	550	549
Zdravstvo i socijalna zaštita	495	546	527	566	545	541	536
Javna uprava i socijalno osiguranje	685	680	705	703	699	733	679

## 1 - 1.1 Gross wages according to economic activity in KM

Nominalni indeksi Nominal indices						JKD / Branches level
02.99 01.99	03.99 02.99	04.99 03.99	05.99 04.99	06.99 05.99	06.99 1998	
100,2	97,7	102,0	100,2	100,2	109,0	<b>Total</b>
101,6	96,7	101,7	101,7	101,3	112,2	<i>Economy</i>
97,7	102,3	100,0	97,7	100,1	102,5	<i>Non Economy</i>
98,8	99,0	102,2	98,9	102,8	111,5	<i>Industry and mining</i>
90,5	98,1	112,8	90,5	105,4	114,7	<i>Agriculture and fisheries</i>
80,6	109,2	113,7	80,7	113,3	104,4	<i>Forestry</i>
92,7	91,7	117,6	92,7	107,7	112,0	<i>Waterworks supply</i>
115,6	89,7	96,4	115,8	93,7	116,6	<i>Construction</i>
100,9	95,7	103,6	101,0	105,8	122,8	<i>Transports and communications</i>
108,3	96,8	95,4	108,5	94,0	108,9	<i>Trade</i>
106,7	88,3	106,2	106,5	94,9	109,8	<i>Catering trades and tourism</i>
103,7	98,0	98,5	103,7	96,2	108,1	<i>Arts and crafts</i>
92,4	101,3	106,9	92,2	105,3	105,3	<i>Housing public activities</i>
99,6	92,6	108,3	99,7	105,1	102,9	<i>Financial and other services</i>
91,1	101,0	108,7	91,0	101,4	100,6	<i>Education and culture</i>
96,5	107,4	96,4	96,5	101,7	108,2	<i>Health and social Welfare</i>
103,7	99,7	96,8	103,6	96,4	99,2	<i>Public administration and social insurance</i>

RAZINA OBRADE BOSNA I HERCEGOVINA


**1 - 1.2 Neto place po djelatnostima u KM**

JKD po granama djelatnosti	Prosječna neto plata <i>Average net wages</i>						
	 1998	01.99	02.99	03.99	04 .99	05.99	06.99
<b>Ukupno</b>	<b>296</b>	<b>335</b>	<b>337</b>	<b>329</b>	<b>341</b>	<b>338</b>	<b>337</b>
<b>Privreda</b>	265	300	305	295	312	308	310
<b>Neprivreda</b>	373	409	401	409	404	409	401
Industrija i rudarstvo	243	277	274	271	285	283	282
Poljoprivreda i ribarstvo	217	272	245	241	258	242	259
Šumarstvo	298	355	287	313	324	315	324
Vodoprivreda	261	306	285	261	301	276	307
Gradevinarstvo	221	248	287	257	261	251	270
Saobraćaj i veze	311	373	376	359	388	360	398
Trgovina	228	254	275	266	273	261	259
Ugostiteljstvo i turizam	242	275	293	259	273	302	278
Zanatstvo	215	241	250	245	243	239	241
Stambeno-komun.djelatnost	309	349	322	326	328	381	339
Finansijske i druge usluge	450	461	460	426	491	455	483
Obrazovanje i kultura	355	404	368	372	376	374	373
Zdravstvo i socijalna zaštita	322	372	358	385	371	368	365
Javna uprava i socijalno osiguranje	444	462	479	478	475	499	462

*1 - 1.2 Net wages according to economic activity in KM*






Nominalni indeksi <i>Nominal indices</i>						JKD / Branches level
<u>02.99</u>	<u>03.99</u>	<u>04.99</u>	<u>05.99</u>	<u>06.99</u>	<u>06.99</u>	
01.99	02.99	03.99	04.99	05.99	1998	
<b>100,6</b>	<b>97,5</b>	<b>103,9</b>	<b>99,1</b>	<b>99,6</b>	<b>113,8</b>	<i>Total</i>
101,7	96,8	105,6	98,7	100,6	116,8	<i>Economy</i>
98,0	102,1	98,7	101,2	98,0	107,4	<i>Non Economy</i>
98,9	99,0	105,3	99,1	99,6	116,0	<i>Industry and mining</i>
90,1	98,3	107,2	93,5	107,4	119,5	<i>Agriculture and fisheries</i>
80,8	109,0	103,6	97,2	102,7	108,7	<i>Forestry</i>
93,1	91,5	115,2	91,7	111,3	117,4	<i>Waterworks supply</i>
115,7	89,7	101,3	96,3	107,3	122,0	<i>Construction</i>
100,8	95,5	107,9	92,9	110,6	128,0	<i>Transports and communications</i>
108,3	96,8	102,7	95,6	99,0	113,5	<i>Trade</i>
106,5	88,4	105,4	110,4	92,2	114,9	<i>Catering trades and tourism</i>
103,7	97,9	99,1	98,4	100,8	111,9	<i>Arts and crafts</i>
92,3	101,4	100,6	116,2	88,9	109,7	<i>Housing public activities</i>
99,8	92,6	115,2	92,7	106,3	107,4	<i>Financial and other services</i>
91,1	101,1	101,1	99,4	99,8	105,2	<i>Education and culture</i>
96,2	107,5	96,5	99,1	99,1	113,3	<i>Health and social Welfare</i>
103,7	99,8	99,5	104,9	92,7	104,1	<i>Public administration and social insurance</i>

### 1 - 1.3 Bruto akumulirane plate po djelatnostima u KM


JKD po granama djelatnosti	Prosječna bruto akumulirana plata <i>Average gross accumulated wages</i>					
	 1998	01-02.99	01-03.99	01-04.99	01-05.99	01-06.99
<b>Ukupno</b>	<b>454</b>	<b>493</b>	<b>490</b>	<b>493</b>	<b>494</b>	<b>494</b>
Privreda	405	445	441	445	446	448
Neprivreda	574	594	597	596	597	596
Industrija i rudarstvo	371	405	402	406	408	409
Poljoprivreda i ribarstvo	331	380	371	373	369	371
Šumarstvo	456	469	465	468	467	468
Vodoprivreda	401	432	414	421	418	423
Gradevinarstvo	339	394	389	387	384	386
Saobraćaj i veze	476	550	542	549	545	551
Trgovina	349	389	390	393	391	389
Ugostiteljstvo i turizam	372	418	405	404	412	411
Zanatstvo	327	361	360	359	358	357
Stambeno-komun.djelatnost	473	492	488	486	501	501
Finansijske i druge usluge	690	676	659	675	673	679
Obrazovanje i kultura	545	565	558	557	556	554
Zdravstvo i socijalna zaštita	495	536	546	546	545	543
Javna uprava i socijalno osiguranje	685	693	696	697	704	700








## 1 - 1.3 Gross accumulated wages according to economic activity in KM

Nominalni indeksi Nominal indices					JKD / Branches level
01-02.99	01-03.99	01-04.99	01-05.99	01-06.99	
 1998	 1998	 1998	 1998	 1998	
<b>108,6</b>	<b>107,9</b>	<b>108,5</b>	<b>108,7</b>	<b>108,8</b>	<b>Total</b>
109,9	108,8	109,9	110,2	110,5	<i>Economy</i>
103,5	104,0	103,8	104,0	103,8	<i>Non Economy</i>
109,2	108,4	109,5	110,0	110,2	<i>Industry and mining</i>
114,8	112,0	112,6	111,5	112,1	<i>Agriculture and fisheries</i>
102,9	102,0	102,6	102,4	102,7	<i>Forestry</i>
107,7	103,3	105,0	104,1	105,4	<i>Waterworks supply</i>
116,2	114,7	114,2	113,2	113,8	<i>Construction</i>
115,5	113,9	115,4	114,5	115,8	<i>Transports and communications</i>
111,5	111,6	112,5	112,0	111,5	<i>Trade</i>
112,4	108,9	108,6	110,7	110,6	<i>Catering trades and tourism</i>
110,4	110,2	109,9	109,4	109,2	<i>Arts and crafts</i>
104,0	103,1	102,8	106,0	105,8	<i>Housing public activities</i>
98,0	95,5	97,8	97,6	98,5	<i>Financial and other services</i>
103,7	102,5	102,2	101,9	101,7	<i>Education and culture</i>
108,3	110,3	110,2	110,1	109,7	<i>Health and social Welfare</i>
101,2	101,6	101,7	102,8	102,2	<i>Public administration and social insurance</i>

**1 - 1.4 Neto akumulirane plate po djelatnostima u KM**

JKD po granama djelatnosti	Prosječna neto akumulirana plata					
	<i>Average net accumulated wages</i>					
	 1998	01-02.99	01-03.99	01-04.99	01-05.99	01-06.99
<b>Ukupno</b>	<b>296</b>	<b>336</b>	<b>334</b>	<b>336</b>	<b>336</b>	<b>336</b>
<b>Privreda</b>	265	303	300	303	304	305
<b>Neprivreda</b>	373	405	406	406	406	405
Industrija i rudarstvo	243	276	274	277	278	279
Poljoprivreda i ribarstvo	217	260	253	254	252	253
Šumarstvo	298	320	317	319	318	319
Vodoprivreda	261	294	282	287	285	288
Gradevinarstvo	221	268	264	264	261	263
Saobraćaj i veze	311	374	369	374	371	375
Trgovina	228	265	265	267	266	265
Ugostiteljstvo i turizam	242	284	276	275	280	280
Zanatstvo	215	245	245	245	243	243
Stambeno-komun.djelatnost	309	335	332	331	341	341
Finansijske i druge usluge	450	461	449	460	459	463
Obrazovanje i kultura	355	384	380	379	378	377
Zdravstvo i socijalna zaštita	322	365	372	372	371	370
Javna uprava i socijalno osiguranje	444	471	473	474	479	476

*I - 1.4 Net accumulated wages according to economic activity in KM*

<b>Nominalni indeksi</b>					<i>JKD / Branches level</i>
<i>Nominal indices</i>					
<u>01-02.99</u>	<u>01-03.99</u>	<u>01-04.99</u>	<u>01-05.99</u>	<u>01-06.99</u>	
 1998	 1998	 1998	 1998	 1998	
<b>113,5</b>	<b>112,7</b>	<b>113,3</b>	<b>113,5</b>	<b>113,6</b>	<i>Total</i>
114,3	113,3	114,4	114,7	115,1	<i>Economy</i>
108,6	108,9	108,8	108,9	108,7	<i>Non Economy</i>
113,6	112,8	114,0	114,5	114,7	<i>Industry and mining</i>
119,8	116,6	117,2	116,1	116,6	<i>Agriculture and fisheries</i>
107,4	106,5	107,1	106,8	107,2	<i>Forestry</i>
112,6	108,2	110,0	109,1	110,5	<i>Waterworks supply</i>
121,3	119,7	119,3	118,1	118,8	<i>Construction</i>
120,3	118,7	120,2	119,3	120,7	<i>Transports and communications</i>
116,2	116,3	117,2	116,7	116,2	<i>Trade</i>
117,4	113,9	113,6	115,8	115,6	<i>Catering trades and tourism</i>
114,0	114,0	113,8	113,2	113,0	<i>Arts and crafts</i>
108,4	107,5	107,2	110,4	110,3	<i>Housing public activities</i>
102,4	99,8	102,1	101,9	102,8	<i>Financial and other services</i>
108,2	107,1	106,8	106,5	106,3	<i>Education and culture</i>
113,4	115,4	115,4	115,2	114,9	<i>Health and social Welfare</i>
106,1	106,6	106,7	107,9	107,2	<i>Public administration and social insurance</i>


## 1 - 2.1 Bruto place po djelatnostima u KM

JKD po granama djelatnosti	Prosječna bruto plata						
	Average gross wages						
	1998	01.99	02.99	03.99	04.99	05.99	06.99
<b>Ukupno</b>	<b>507</b>	<b>532</b>	<b>547</b>	<b>537</b>	<b>552</b>	<b>548</b>	<b>542</b>
<b>Privreda</b>	455	479	502	488	507	500	502
<b>Neprivreda</b>	626	629	633	648	637	653	631
Industrija i rudarstvo	429	460	465	465	481	470	468
Poljoprivreda i ribarstvo	365	405	392	418	406	391	407
Šumarstvo	532	584	483	531	562	524	572
Vodoprivreda	490	498	513	465	534	489	552
Gradevinarstvo	366	386	464	414	407	400	437
Saobraćaj i veze	545	593	630	599	637	601	637
Trgovina	366	378	422	410	421	401	397
Ugostiteljstvo i turizam	399	425	458	408	422	472	431
Zanatstvo	342	361	380	372	366	365	366
Stambeno-komun.djelatnost	525	554	524	530	527	627	550
Finansijske i druge usluge	764	720	753	686	792	724	776
Obrazovanje i kultura	605	615	584	606	607	611	612
Zdravstvo i socijalna zaštita	567	594	593	611	606	609	574
Javna uprava i socijalno osiguranje	715	697	734	735	723	766	704

## 1 - 2.1 Gross wages according to economic activity in KM

Nominalni indeksi <i>Nominal indices</i>						JKD / Branches level
<u>02.99</u> 01.99	<u>03.99</u> 02.99	<u>04.99</u> 03.99	<u>05.99</u> 04.99	<u>06.99</u> 05.99	<u>06.99</u> 1998	
<b>102,8</b>	<b>98,2</b>	<b>99,1</b>	<b>102,8</b>	<b>99,1</b>	<b>106,9</b>	<i>Total</i>
104,8	97,2	98,2	104,8	100,0	110,3	<i>Economy</i>
100,6	102,3	97,1	100,6	99,6	100,8	<i>Non Economy</i>
101,1	100,1	98,8	101,1	100,7	109,2	<i>Industry and mining</i>
96,8	106,6	97,0	96,8	103,9	111,5	<i>Agriculture and fisheries</i>
82,7	110,0	109,9	82,7	118,5	107,6	<i>Forestry</i>
103,0	90,6	107,2	103,0	107,6	112,6	<i>Waterworks supply</i>
120,2	89,2	93,2	120,2	94,1	119,3	<i>Construction</i>
106,2	95,0	99,0	106,2	101,1	116,9	<i>Transports and communications</i>
111,6	97,1	92,2	111,6	94,1	108,5	<i>Trade</i>
107,8	89,1	104,1	107,8	94,1	108,0	<i>Catering trades and tourism</i>
105,3	97,8	97,2	105,3	96,3	107,0	<i>Arts and crafts</i>
94,6	101,1	104,6	94,6	105,0	104,8	<i>Housing public activities</i>
104,6	91,1	105,0	104,6	103,0	101,5	<i>Financial and other services</i>
95,0	103,7	101,6	95,0	104,7	101,1	<i>Education and culture</i>
99,8	103,0	97,2	99,8	96,8	101,2	<i>Health and social Welfare</i>
105,3	100,2	94,8	105,3	95,9	98,4	<i>Public administration and social insurance</i>


## 1 - 2.2 Neto place po djelatnostima u KM

JKD po granama djelatnosti	Prosječna neto plata <i>Average net wages</i>						
	 1998	01.99	02.99	03.99	04 .99	05.99	06.99
<b>Ukupno</b>	<b>329</b>	<b>362</b>	<b>372</b>	<b>365</b>	<b>375</b>	<b>372</b>	<b>369</b>
<b>Privreda</b>	296	326	341	332	345	340	341
<b>Neprivreda</b>	406	427	431	440	433	444	429
Industrija i rudarstvo	279	313	316	316	327	320	319
Poljoprivreda i ribarstvo	238	276	266	284	276	266	277
Šumarstvo	346	397	329	361	382	356	389
Vodoprivreda	318	339	349	316	363	333	375
Gradevinarstvo	238	262	315	282	277	272	297
Saobraćaj i veze	355	403	428	407	433	408	433
Trgovina	239	257	287	279	286	273	270
Ugostiteljstvo i turizam	261	289	312	278	287	321	293
Zanatstvo	224	246	258	253	249	248	249
Stambeno-komun.djelatnost	341	377	356	360	358	426	374
Finansijske i druge usluge	497	489	512	466	539	492	527
Obrazovanje i kultura	392	418	397	412	413	415	416
Zdravstvo i socijalna zaštita	367	404	403	416	412	414	390
Javna uprava i socijalno osiguranje	464	474	499	500	492	521	479

*I -2.2 Net wages according to economic activity in KM*






Nominalni indeksi <i>Nominal indices</i>						JKD / Branches level
<u>02.99</u>	<u>03.99</u>	<u>04.99</u>	<u>05.99</u>	<u>06.99</u>	<u>06.99</u>	
01.99	02.99	03.99	04.99	05.99	1998	
<b>102,9</b>	<b>98,1</b>	<b>102,8</b>	<b>99,2</b>	<b>98,9</b>	<b>112,0</b>	<i>Total</i>
104,7	97,3	104,0	98,6	100,3	115,3	<i>Economy</i>
100,8	102,2	98,3	102,6	96,5	105,6	<i>Non Economy</i>
101,0	100,1	103,3	97,7	99,7	114,2	<i>Industry and mining</i>
96,5	106,8	97,3	96,3	104,0	116,3	<i>Agriculture and fisheries</i>
82,9	109,8	105,8	93,2	109,2	112,5	<i>Forestry</i>
103,1	90,5	114,9	91,7	112,8	118,0	<i>Waterworks supply</i>
120,1	89,4	98,4	98,2	109,2	124,8	<i>Construction</i>
106,1	95,1	106,4	94,3	106,1	122,0	<i>Transports and communications</i>
111,7	97,1	102,7	95,3	99,1	113,0	<i>Trade</i>
107,9	89,0	103,3	111,9	91,4	112,3	<i>Catering trades and tourism</i>
105,1	97,9	98,5	99,6	100,3	111,1	<i>Arts and crafts</i>
94,6	101,2	99,5	119,0	87,8	109,8	<i>Housing public activities</i>
104,6	91,1	115,5	91,3	107,2	106,1	<i>Financial and other services</i>
95,0	103,7	100,3	100,6	100,1	106,1	<i>Education and culture</i>
99,7	103,1	99,2	100,5	94,3	106,4	<i>Health and social Welfare</i>
105,3	100,2	98,3	105,9	91,9	103,1	<i>Public administration and social insurance</i>

### 1 - 2.3 Bruto akumulirane place po djelatnostima u KM


JKD po granama djelatnosti	Prosječna bruto akumulirana plata <i>Average gross accumulated wages</i>					
	 1998	01-02.99	01-03.99	01-04.99	01-05.99	01-06.99
<b>Ukupno</b>	<b>507</b>	<b>539</b>	<b>538</b>	<b>542</b>	<b>543</b>	<b>543</b>
Privreda	455	491	490	494	495	496
Neprivreda	626	631	637	637	640	638
Industrija i rudarstvo	429	462	463	468	468	468
Poljoprivreda i ribarstvo	365	399	405	405	403	403
Šumarstvo	532	533	533	540	537	543
Vodoprivreda	490	506	492	502	500	508
Gradevinarstvo	366	425	421	418	414	418
Saobraćaj i veze	545	612	607	615	612	616
Trgovina	366	400	403	408	406	405
Ugostiteljstvo i turizam	399	442	430	428	437	436
Zanatstvo	342	371	371	370	369	368
Stambeno-komun.djelatnost	525	539	536	534	552	552
Finansijske i druge usluge	764	736	719	737	735	741
Obrazovanje i kultura	605	599	601	603	604	606
Zdravstvo i socijalna zaštita	567	594	600	601	603	637
Javna uprava i socijalno osiguranje	715	716	722	722	731	727








*1 -2.3 Gross acumulated wages according to economic activity in KM*

<b>Nominalni indeksi</b>					<i>JKD / Branches level</i>
<i>Nominal indices</i>					
<u>01-02.99</u>	<u>01-03.99</u>	<u>01-04.99</u>	<u>01-05.99</u>	<u>01-06.99</u>	
 1998	 1998	 1998	 1998	 1998	
<b>106,5</b>	<b>106,4</b>	<b>107,0</b>	<b>107,2</b>	<b>107,2</b>	<b>Total</b>
107,9	107,6	108,6	108,8	109,1	<i>Economy</i>
100,8	101,6	101,7	102,2	101,9	<i>Non Economy</i>
107,7	108,0	109,1	109,2	109,2	<i>Industry and mining</i>
109,6	111,2	110,9	110,2	110,4	<i>Agriculture and fisheries</i>
100,2	99,3	101,5	101,0	102,1	<i>Forestry</i>
103,5	100,5	102,5	102,0	103,7	<i>Waterworks supply</i>
116,4	115,7	114,3	113,2	114,4	<i>Construction</i>
112,3	111,7	112,9	112,3	113,0	<i>Transports and communications</i>
110,2	111,2	111,4	110,9	110,7	<i>Trade</i>
111,6	108,8	107,2	109,5	109,2	<i>Catering trades and tourism</i>
109,1	108,8	108,2	107,9	107,6	<i>Arts and crafts</i>
102,7	102,1	101,8	105,2	105,2	<i>Housing public activities</i>
96,3	94,2	96,5	96,3	97,0	<i>Financial and other services</i>
98,8	99,1	99,7	99,9	100,2	<i>Education and culture</i>
104,6	105,4	106,0	106,4	112,4	<i>Health and social Welfare</i>
100,1	101,1	101,0	102,2	101,7	<i>Public administration and social insurance</i>

### 1 - 2.4 Neto akumulirane plate po djelatnostima u KM

JKD po granama djelatnosti	Prosječna neto akumulirana plata <i>Average net accumulated wages</i>					
	 1998	01-02.99	01-03.99	01-04.99	01-05.99	01-06.99
<b>Ukupno</b>	<b>329</b>	<b>367</b>	<b>366</b>	<b>369</b>	<b>369</b>	<b>369</b>
<b>Privreda</b>	296	333	333	336	337	337
<b>Neprivreda</b>	406	429	433	433	435	434
Industrija i rudarstvo	279	314	315	318	318	318
Poljoprivreda i ribarstvo	237	271	275	276	274	274
Šumarstvo	347	363	362	367	365	369
Vodoprivreda	318	344	335	342	340	345
Gradevinarstvo	238	289	286	284	282	284
Saobraćaj i veze	354	416	413	418	416	419
Trgovina	236	272	274	277	276	275
Ugostiteljstvo i turizam	258	301	293	291	297	297
Zanatstvo	222	252	252	251	251	250
Stambeno-komun.djelatnost	342	366	364	363	376	375
Finansijske i druge usluge	497	500	489	501	500	504
Obrazovanje i kultura	393	407	409	410	411	412
Zdravstvo i socijalna zaštita	368	404	408	409	410	407
Javna uprava i socijalno osiguranje	463	487	491	491	497	494

*1 -2.4 Net accumulated wages according to economic activity in KM*

<b>Nominalni indeksi</b>					<i>JKD / Branches level</i>
<i>Nominal indices</i>					
<u>01-02.99</u>  1998	<u>01-03.99</u>  1998	<u>01-04.99</u>  1998	<u>01-05.99</u>  1998	<u>01-06.99</u>  1998	
<b>111,6</b>	<b>111,3</b>	<b>112,0</b>	<b>112,3</b>	<b>112,2</b>	<i>Total</i>
112,5	112,5	113,5	113,8	113,9	<i>Economy</i>
105,7	106,5	106,5	107,1	106,9	<i>Non Economy</i>
112,5	113,0	114,0	114,1	114,1	<i>Industry and mining</i>
114,3	116,2	116,3	115,5	115,7	<i>Agriculture and fisheries</i>
104,6	103,5	105,8	105,2	106,3	<i>Forestry</i>
108,2	105,1	107,4	106,8	108,6	<i>Waterworks supply</i>
121,4	120,7	119,3	118,6	119,5	<i>Construction</i>
117,5	116,9	118,1	117,5	118,5	<i>Transports and communications</i>
115,3	116,3	117,5	117,2	116,7	<i>Trade</i>
116,7	113,6	112,8	115,2	115,0	<i>Catering trades and tourism</i>
113,5	113,3	113,1	113,1	112,7	<i>Arts and crafts</i>
107,0	106,6	106,2	109,9	109,6	<i>Housing public activities</i>
100,6	98,5	100,8	100,6	101,4	<i>Financial and other services</i>
103,6	103,9	104,2	104,5	104,7	<i>Education and culture</i>
109,8	110,6	111,1	111,4	110,6	<i>Health and social Welfare</i>
105,2	106,1	106,2	107,3	106,7	<i>Public administration and social insurance</i>


### 1 - 3.1 Bruto place po djelatnostima u KM

JKD po granama djelatnosti	Prosjecna bruto placa						
	<i>Average gross wages</i>						
	1998	01.99	02.99	03.99	04.99	05.99	06.99
<b>Ukupno</b>	<b>256</b>	<b>295</b>	<b>283</b>	<b>289</b>	<b>290</b>	<b>292</b>	<b>307</b>
<b>Privreda</b>	237	275	247	255	275	267	278
<b>Neprivreda</b>	318	379	379	393	342	358	387
Industrija i rudarstvo	219	240	221	231	244	249	256
Poljoprivreda i ribarstvo	266	385	283	244	326	266	325
Šumarstvo	264	311	265	297	261	308	258
Vodoprivreda	234	272	242	237	273	251	275
Gradevinarstvo	223	243	251	258	280	253	263
Saobracaj i veze	275	340	294	301	326	293	360
Trgovina	228	325	257	248	259	248	250
Ugostiteljstvo i turizam	182	216	214	182	209	182	216
Zanatstvo	203	266	204	226	213	198	208
Stambeno-komun.djelatnost	261	316	271	289	312	285	280
Finansijske i druge usluge	388	467	392	429	490	464	477
Obrazovanje i kultura	315	257	399	346	218	340	335
Zdravstvo i socijalna zaštita	314	398	353	451	390	366	429
Javna uprava i socijalno osiguranje	331	401	391	371	384	378	412

## 1 - 3.1 Gross wages according to economic activity in KM

Nominalni indeksi						JKD / Branches level
Nominal indices						
02.99 01.99	03.99 02.99	04.99 03.99	05.99 04.99	06.99 05.99	06.99 1998	
95,9	102,1	102,1	95,9	108,5	119,9	Total
89,8	103,2	107,8	89,8	112,6	117,3	Economy
100,0	103,7	96,4	100,0	102,1	121,7	Non Economy
92,1	104,5	103,9	92,1	115,8	116,9	Industry and mining
73,5	86,2	157,8	73,5	114,8	122,2	Agriculture and fisheries
85,2	112,1	104,7	85,2	97,4	97,7	Forestry
89,0	97,9	114,8	89,0	113,6	117,5	Waterworks supply
103,3	102,8	94,2	103,3	104,8	117,9	Construction
86,5	102,4	113,0	86,5	122,4	130,9	Transports and communications
79,1	96,5	131,0	79,1	97,3	109,6	Trade
99,1	85,0	118,7	99,1	100,9	118,7	Catering trades and tourism
76,7	110,8	117,7	76,7	102,0	102,5	Arts and crafts
85,8	106,6	109,3	85,8	103,3	107,3	Housing public activities
83,9	109,4	108,9	83,9	121,7	122,9	Financial and other services
155,3	86,7	74,3	155,3	84,0	106,3	Education and culture
88,7	127,8	88,2	88,7	121,5	136,6	Health and social Welfare
97,5	94,9	108,1	97,5	105,4	124,5	Public administration and social insurance

### 1 - 3.2 Neto place po djelatnostima u KM

JKD po granama djelatnosti	Prosječna neto plata <i>Average net wages</i>						
	 1998	01.99	02.99	03.99	04 .99	05.99	06.99
<b>Ukupno</b>	<b>170</b>	<b>203</b>	<b>195</b>	<b>198</b>	<b>200</b>	<b>201</b>	<b>211</b>
<b>Privreda</b>	158	190	171	175	190	184	192
<b>Neprivreda</b>	211	259	261	269	236	245	265
Industrija i rudarstvo	146	166	154	159	168	173	176
Poljoprivreda i ribarstvo	177	266	196	167	224	184	224
Šumarstvo	176	214	183	205	180	213	176
Vodoprivreda	154	188	167	163	189	173	190
Gradevinarstvo	148	166	173	176	193	171	181
Saobraćaj i veze	183	235	203	208	225	202	248
Trgovina	151	224	177	172	179	171	173
Ugostiteljstvo i turizam	121	149	143	124	144	126	149
Zanatstvo	135	184	142	158	147	138	145
Stambeno-komun.djelatnost	173	218	187	199	215	195	193
Finansijske i druge usluge	257	322	271	296	336	320	328
Obrazovanje i kultura	209	176	274	238	150	232	230
Zdravstvo i socijalna zaštita	208	273	242	307	269	250	293
Javna uprava i socijalno osiguranje	220	273	270	254	265	259	284

## 1 - 3.2 Net wages according to economic activity in KM

Nominalni indeksi						JKD / Branches level
Nominal indices						
02.99 01.99	03.99 02.99	04.99 03.99	05.99 04.99	06.99 05.99	06.99 1998	
96,1	101,5	101,0	100,4	105,1	124,1	Total
90,0	102,3	108,6	96,8	104,3	121,5	Economy
100,8	103,1	87,7	103,8	108,2	125,6	Non Economy
92,8	103,2	105,7	103,0	101,7	120,5	Industry and mining
73,7	85,2	134,1	82,1	121,7	126,6	Agriculture and fisheries
85,5	112,0	87,8	118,3	82,6	100,0	Forestry
88,8	97,6	116,0	91,5	109,8	123,4	Waterworks supply
104,2	101,7	109,7	88,6	105,8	122,3	Construction
86,4	102,5	108,2	89,8	122,8	135,5	Transports and communications
79,0	97,2	104,1	95,5	101,2	114,6	Trade
96,0	86,7	116,1	87,5	118,3	123,1	Catering trades and tourism
77,2	111,3	93,0	93,9	105,1	107,4	Arts and crafts
85,8	106,4	108,0	90,7	99,0	111,6	Housing public activities
84,2	109,2	113,5	95,2	102,5	127,6	Financial and other services
155,7	86,9	63,0	154,7	99,1	110,0	Education and culture
88,6	126,9	87,6	92,9	117,2	140,9	Health and social Welfare
98,9	94,1	104,3	97,7	109,7	129,1	Public administration and social insurance

### 1 - 3.3 Bruto akumulirane plate po djelatnostima u KM


JKD po granama djelatnosti	Prosječna bruto akumulirana plata <i>Average gross accumulated wages</i>					
	1998	01-02.99	01-03.99	01-04.99	01-05.99	01-06.99
<b>Ukupno</b>	<b>256</b>	<b>288</b>	<b>288</b>	<b>289</b>	<b>289</b>	<b>292</b>
Privreda	237	260	258	262	263	266
Neprivreda	318	379	385	375	371	374
Industrija i rudarstvo	219	230	230	234	237	240
Poljoprivreda i ribarstvo	266	340	303	309	302	305
Šumarstvo	264	284	289	282	287	282
Vodoprivreda	234	252	246	254	253	257
Gradevinarstvo	223	248	252	259	258	259
Saobraćaj i veze	275	314	309	313	309	316
Trgovina	228	288	273	269	265	262
Ugostiteljstvo i turizam	182	215	203	204	200	203
Zanatstvo	203	234	231	228	221	219
Stambeno-komun.djelatnost	261	291	290	296	294	292
Finansijske i druge usluge	388	425	427	444	448	453
Obrazovanje i kultura	315	376	363	334	335	335
Zdravstvo i socijalna zaštita	314	374	401	398	392	398
Javna uprava i socijalno osiguranje	331	395	386	385	384	389








## 1 - 3.3 Gross accumulated wages according to economic activity in KM

Nominalni indeksi <i>Nominal indices</i>					JKD / Branches level
01-02.99	01-03.99	01-04.99	01-05.99	01-06.99	
1998	1998	1998	1998	1998	
112,5	112,5	112,8	113,1	114,2	<b>Total</b>
109,7	108,9	110,7	111,1	112,2	<i>Economy</i>
119,2	121,1	117,8	116,6	117,5	<i>Non Economy</i>
105,0	105,0	106,7	108,1	109,5	<i>Industry and mining</i>
127,8	113,9	116,1	113,4	114,8	<i>Agriculture and fisheries</i>
107,6	109,5	106,8	108,8	106,8	<i>Forestry</i>
107,7	105,1	108,4	108,2	109,8	<i>Waterworks supply</i>
111,2	113,0	116,2	115,6	116,1	<i>Construction</i>
114,2	112,4	113,9	112,2	114,9	<i>Transports and communications</i>
126,3	119,7	118,1	116,3	115,1	<i>Trade</i>
118,1	111,5	112,2	110,0	111,4	<i>Catering trades and tourism</i>
115,3	113,8	112,1	108,7	107,6	<i>Arts and crafts</i>
111,5	111,1	113,4	112,6	111,7	<i>Housing public activities</i>
109,5	110,1	114,6	115,6	116,8	<i>Financial and other services</i>
119,4	115,2	106,0	106,5	106,4	<i>Education and culture</i>
119,1	127,7	126,8	124,7	126,6	<i>Health and social Welfare</i>
119,3	116,6	116,4	115,9	117,4	<i>Public administration and social insurance</i>

### 1 - 3.4 Neto akumulirane plate po djelatnostima u KM

JKD po granama djelatnosti	Prosječna neto akumulirana plata <i>Average net accumulated wages</i>					
	 1998	01-02.99	01-03.99	01-04.99	01-05.99	01-06.99
<b>Ukupno</b>	<b>170</b>	<b>199</b>	<b>199</b>	<b>199</b>	<b>199</b>	<b>201</b>
<b>Privreda</b>	158	180	178	181	182	183
<b>Neprivreda</b>	211	260	263	257	254	256
Industrija i rudarstvo	146	159	159	161	164	166
Poljoprivreda i ribarstvo	177	235	209	213	208	211
Šumarstvo	176	196	200	195	199	194
Vodoprivreda	154	174	170	175	175	177
Gradevinarstvo	148	170	173	178	176	177
Saobraćaj i veze	183	216	213	215	212	217
Trgovina	151	199	189	186	183	181
Ugostiteljstvo i turizam	121	146	138	139	137	139
Zanatstvo	135	162	161	158	153	152
Stambeno-komun.djelatnost	173	201	200	204	202	200
Finansijske i druge usluge	257	293	294	306	309	312
Obrazovanje i kultura	209	258	249	229	230	230
Zdravstvo i socijalna zaštita	208	256	274	273	268	272
Javna uprava i socijalno osiguranje	220	271	264	264	263	267

*I - 3.4 Net accumulated wages according to economic activity in KM*

<b>Nominalni indeksi</b>					<i>JKD / Branches level</i>
<i>Nominal indices</i>					
<u>01-02.99</u>	<u>01-03.99</u>	<u>01-04.99</u>	<u>01-05.99</u>	<u>01-06.99</u>	
 1998	 1998	 1998	 1998	 1998	
<b>117,1</b>	<b>117,1</b>	<b>117,0</b>	<b>117,2</b>	<b>118,4</b>	<i>Total</i>
113,9	112,7	114,6	115,0	116,1	<i>Economy</i>
123,2	124,6	121,7	120,4	121,4	<i>Non Economy</i>
108,9	108,9	110,5	112,0	113,4	<i>Industry and mining</i>
132,8	118,1	120,3	117,4	119,0	<i>Agriculture and fisheries</i>
111,4	113,6	110,7	112,8	110,5	<i>Forestry</i>
113,0	110,4	113,7	113,4	115,2	<i>Waterworks supply</i>
114,9	116,9	120,1	119,1	119,8	<i>Construction</i>
118,0	116,4	117,6	116,0	118,7	<i>Transports and communications</i>
131,8	125,2	123,1	121,2	120,0	<i>Trade</i>
120,7	114,0	115,0	113,0	114,6	<i>Catering trades and tourism</i>
120,0	119,3	116,9	113,5	112,5	<i>Arts and crafts</i>
116,2	115,6	117,8	116,8	115,9	<i>Housing public activities</i>
114,0	114,4	119,0	120,1	121,4	<i>Financial and other services</i>
123,4	119,1	109,6	110,0	110,0	<i>Education and culture</i>
123,1	131,7	131,2	128,9	130,8	<i>Health and social Welfare</i>
123,2	120,0	120,2	119,7	121,3	<i>Public administration and social insurance</i>



## ***2. NEZAPOSLENOST*** ***UNEMPLOYMENT***

## **NEZAPOSLENOST**

### ***Metodološka objašnjenja***

Podatke o nezaposlenima osobama zavodi za statistiku entiteta preuzeli su od nadležnih organizacija za zapošljavanje u Federaciji BiH i Republici Srpskoj.

Podaci o nezaposlenim osobama temelje se na evidencijama koje se prema zakonskim propisima vode u nadležnim organizacijama za zapošljavanje. Navedene evidencije su izvor statističkih podataka o nezaposlenosti. Podaci o broju nezaposlenih osoba prikazuju se sa stanjem na dan posljednjeg dana u mjesecu. Godišnji prosjek računat je kao aritmetička sredina mjesečnih stanja u tekućoj godini.

Prema definiciji “nezaposlena osoba” smatra se osoba sposobna za rad, koja je evidentirana u nadležnoj organizaciji za zapošljavanje kao tražitelj zaposlenja, a nije u radnom odnosu, nije vlasnik ili suvlasnik u poduzeću, ne obavlja samostalnu djelatnost i nije redovni učenik, student ili umirovljenik. Ovo je administrativna informacija ali je prema međunarodnim definicijama gruba procjena broja nezaposlenih osoba.

## **UNEMPLOYMENT**

### ***Notes on Methodology***

Data on unemployment are obtained from the two Statistical Offices of the Entities which receive them from the registers of the Employment Offices.

Data on unemployed persons refer to last day of the month. The annual average is calculated as an arithmetical mean of monthly figures.

According to the Bosnian, definition an “unemployed person“ is a person capable of work, registered in the Employment Service as a job-seeker, reporting regularly, having no regular job, not an owner or shareholder owning, not self-employed, not a regular pupil, student or retired person. This is administrative information, which provides a rough *proxy* of the number of unemployed persons according to international definitions.

For the moment it is not possible to define an unemployment rate conforming with the same indicators as in EU countries. Some figures can be calculated for Federation and will be included in future publications (see also Bulletin 2 of BHAS).

RAZINA OBRADJE BOSNA I HERCEGOVINA  
DATA PROCESSING - LEVEL BOSNIA AND HERZEGOVINA

**2 - 1.1 Broj nezaposlenih osoba prema kvalifikacijama i spolu**  
*Number of persons seeking for employment according to qualification and sex*  
**Mjesečni totali / Monthly totals**

Kvalifikacija	01.99	02.99	03.99	04.99	05.99	06.99	Mjesečni prosjek / Monthly average	Skill
<b>Ukupno</b>	<b>401 775</b>	<b>404 940</b>	<b>407 859</b>	<b>408 007</b>	<b>408 503</b>	<b>407 907</b>	<b>406 495</b>	<b>Total</b>
Muškarci	223 685	225 490	226 971	226 840	226 732	226 042	225 960	Men
Žene	178 090	179 450	180 888	181 167	181 771	181 865	180 535	Women
<b>Fakultet</b>	<b>4 293</b>	<b>4 304</b>	<b>4 339</b>	<b>4 316</b>	<b>4 350</b>	<b>4 263</b>	<b>4 311</b>	<b>University</b>
Muškarci	1 997	2 011	2 038	2 036	2 039	1 994	2 019	Men
Žene	2 296	2 293	2 301	2 280	2 311	2 269	2 292	Women
<b>Viša</b>	<b>5 108</b>	<b>5 172</b>	<b>5 211</b>	<b>5 144</b>	<b>5 180</b>	<b>5 197</b>	<b>5 169</b>	<b>Higher</b>
Muškarci	2 278	2 315	2 350	2 334	2 325	2 328	2 322	Men
Žene	2 830	2 857	2 861	2 810	2 855	2 869	2 847	Women
<b>Srednja</b>	<b>83 784</b>	<b>84 346</b>	<b>84 741</b>	<b>84 651</b>	<b>84 578</b>	<b>84 176</b>	<b>84 379</b>	<b>Secondary</b>
Muškarci	31 782	32 097	32 175	32 125	32 006	31 877	32 010	Men
Žene	52 002	52 249	52 566	52 526	52 572	52 299	52 369	Women
<b>VKVIKV</b>	<b>138 392</b>	<b>139 498</b>	<b>140 503</b>	<b>140 757</b>	<b>140 789</b>	<b>140 791</b>	<b>140 122</b>	<b>Highly skilled and skilled</b>
Muškarci	91 883	92 814	93 483	93 519	93 482	93 357	93 090	Men
Žene	46 509	46 684	47 020	47 238	47 307	47 434	47 032	Women
<b>Polukvalifikovani</b>	<b>16 099</b>	<b>16 190</b>	<b>16 277</b>	<b>16 259</b>	<b>16 328</b>	<b>20 898</b>	<b>17 009</b>	<b>Semi-skilled</b>
Muškarci	9 154	9 228	9 312	9 279	9 304	11 730	9 668	Men
Žene	6 945	6 962	6 965	6 980	7 024	9 168	7 341	Women
<b>Nekvalifikovani</b>	<b>154 099</b>	<b>155 430</b>	<b>156 788</b>	<b>156 880</b>	<b>157 278</b>	<b>152 582</b>	<b>155 510</b>	<b>Unskilled</b>
Muškarci	86 591	87 025	87 615	87 547	87 576	84 756	86 852	Men
Žene	67 508	68 405	69 173	69 333	69 702	67 826	68 658	Women



RAZINA OBRADE FEDERACIJA BOSNE I HERCEGOVINE

DATA PROCESSING - LEVEL FEDERATION B&H

**2 - 2.1 Broj nezaposlenih osoba prema kvalifikacijama i spolu**

*Number of persons seeking for employment according to qualification and sex*

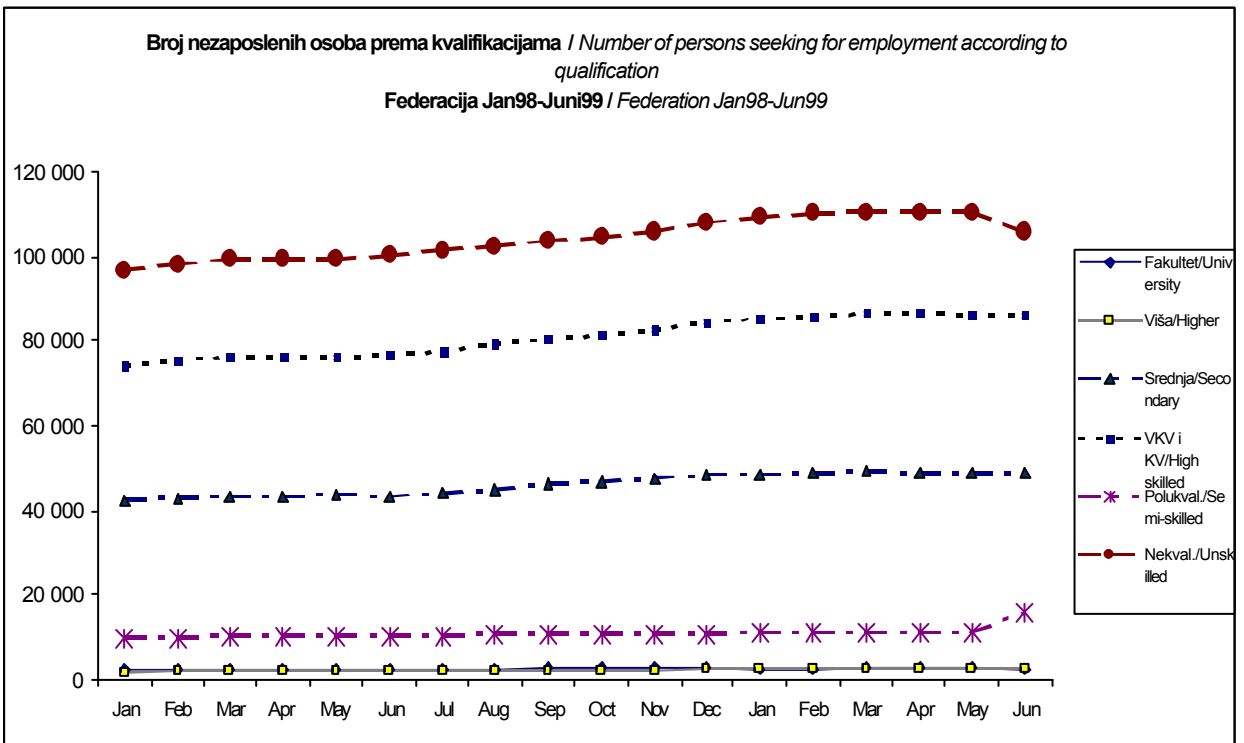
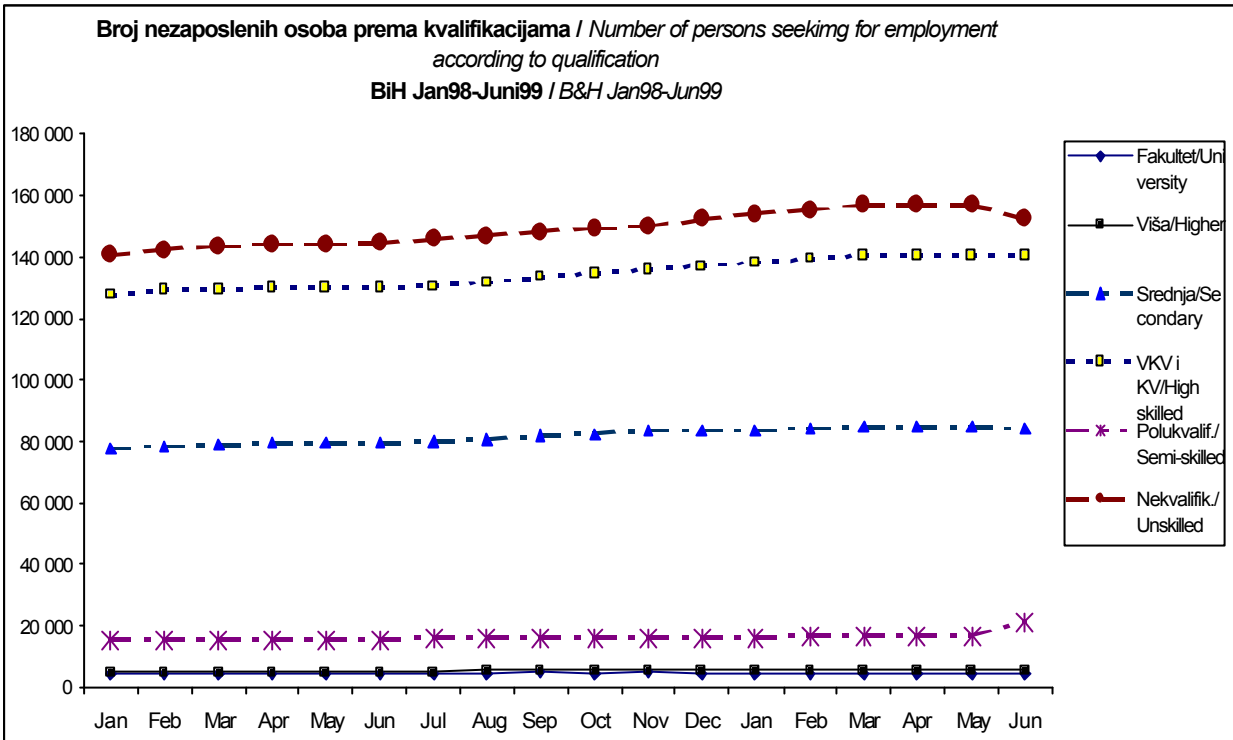
*Mjesečni totali / Monthly totals*

Kvalifikacija	01.99	02.99	03.99	04.99	05.99	06.99	Mjesečni prosjek / Monthly average	Skill
<b>Ukupno</b>	<b>259 020</b>	<b>261 019</b>	<b>262 609</b>	<b>262 273</b>	<b>262 228</b>	<b>261 660</b>	<b>261 468</b>	<b>Total</b>
Muškarci	142 550	143 380	144 027	143 629	143 218	142 546	143 225	Men
Žene	116 470	117 639	118 582	118 644	119 010	119 114	118 243	Women
<b>Fakultet</b>	<b>2 754</b>	<b>2 781</b>	<b>2 807</b>	<b>2 791</b>	<b>2 827</b>	<b>2 724</b>	<b>2 781</b>	<b>University</b>
Muškarci	1 254	1 272	1 295	1 284	1 291	1 236	1 272	Men
Žene	1 500	1 509	1 512	1 507	1 536	1 488	1 509	Women
<b>Viša</b>	<b>2 368</b>	<b>2 426</b>	<b>2 465</b>	<b>2 462</b>	<b>2 473</b>	<b>2 456</b>	<b>2 442</b>	<b>Higher</b>
Muškarci	942	972	1 001	995	983	981	979	Men
Žene	1 426	1 454	1 464	1 467	1 490	1 475	1 463	Women
<b>Srednja</b>	<b>48 524</b>	<b>48 938</b>	<b>49 215</b>	<b>48 993</b>	<b>48 997</b>	<b>48 784</b>	<b>48 909</b>	<b>Secondary</b>
Muškarci	18 099	18 289	18 375	18 281	18 158	18 073	18 213	Men
Žene	30 425	30 649	30 840	30 712	30 839	30 711	30 696	Women
<b>VKVIKV</b>	<b>85 222</b>	<b>85 860</b>	<b>86 443</b>	<b>86 389</b>	<b>86 309</b>	<b>86 309</b>	<b>86 089</b>	<b>Highly skilled and skillful</b>
Muškarci	56 326	56 848	57 225	57 086	56 976	56 858	56 887	Men
Žene	28 896	29 012	29 218	29 303	29 333	29 451	29 202	Women
<b>Polukvalifikovani</b>	<b>10 937</b>	<b>11 011</b>	<b>11 094</b>	<b>11 087</b>	<b>11 115</b>	<b>15 714</b>	<b>11 826</b>	<b>Semi-skilled</b>
Muškarci	6 447	6 510	6 564	6 539	6 552	9 020	6 939	Men
Žene	4 490	4 501	4 530	4 548	4 563	6 694	4 888	Women
<b>Nekvalifikovani</b>	<b>109 215</b>	<b>110 003</b>	<b>110 585</b>	<b>110 551</b>	<b>110 507</b>	<b>105 673</b>	<b>109 422</b>	<b>Unskilled</b>
Muškarci	59 482	59 489	59 567	59 444	59 258	56 378	58 936	Men
Žene	49 733	50 514	51 018	51 107	51 249	49 295	50 486	Women

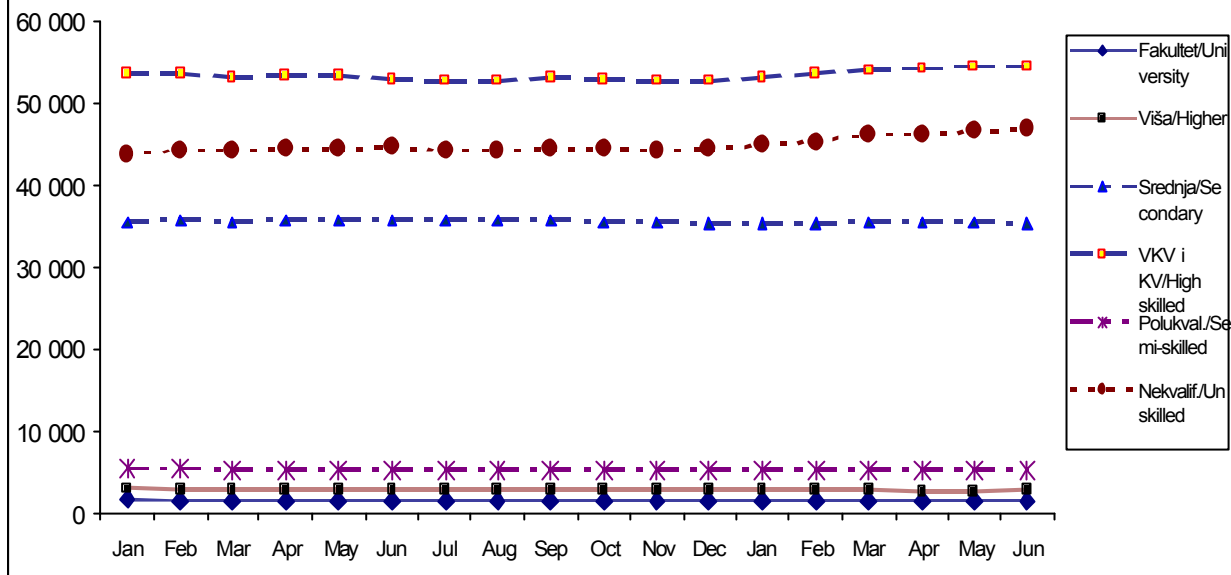
RAZINA OBRADJE REPUBLIKA SRPSKA  
DATA PROCESSING - LEVEL REPUBLIC SRPSKA

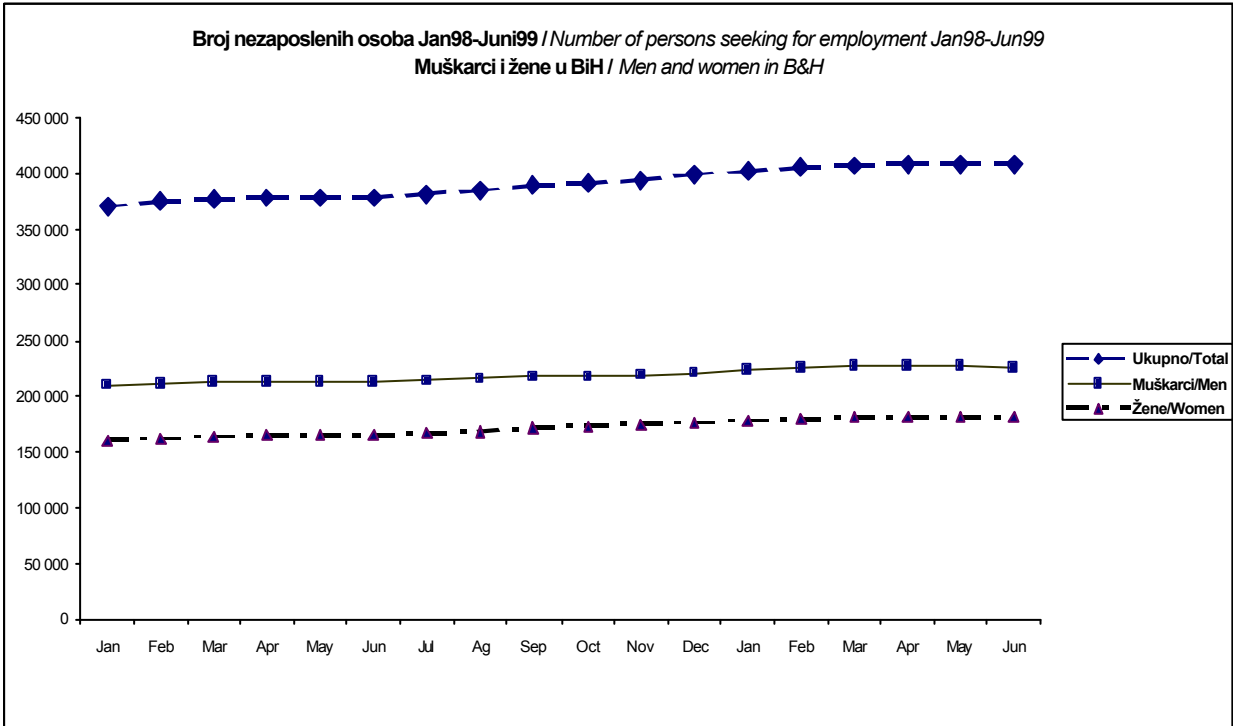
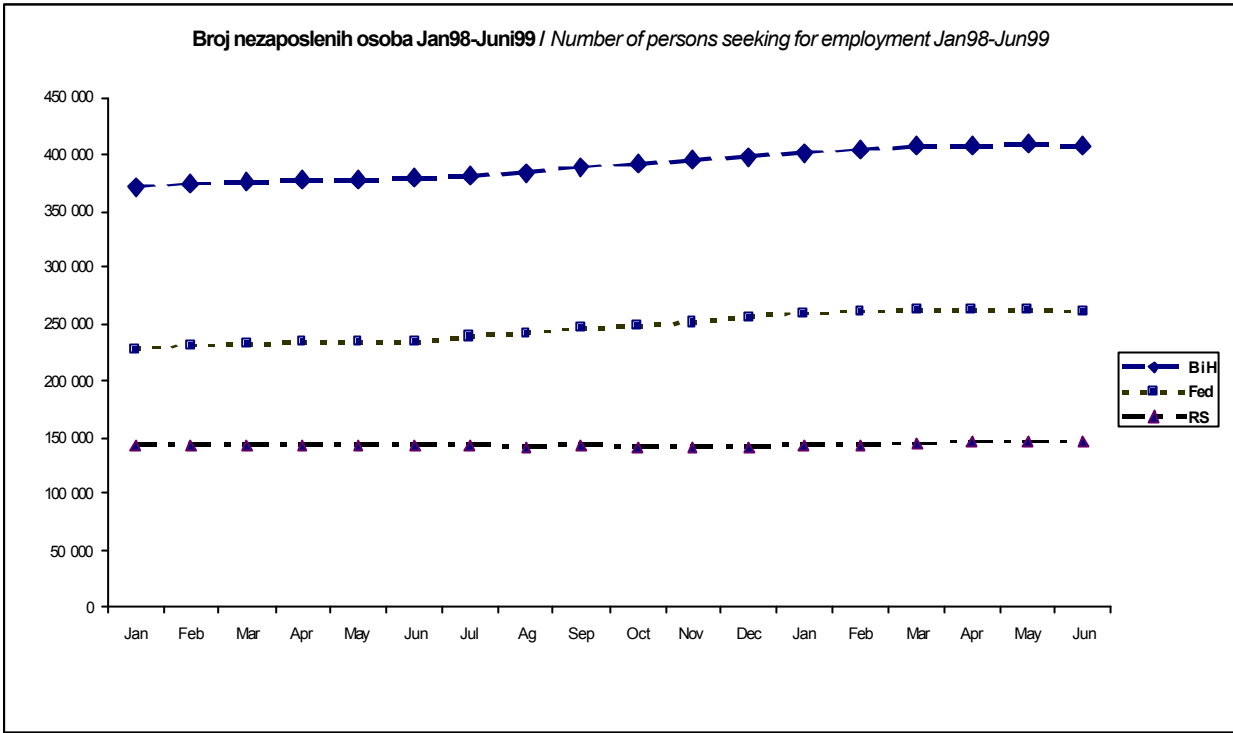
**2 - 3.1 Broj nezaposlenih osoba prema kvalifikacijama i spolu**  
*Number of persons seeking for employment according to qualification and sex*  
Mjesečni totali / *Monthly totals*

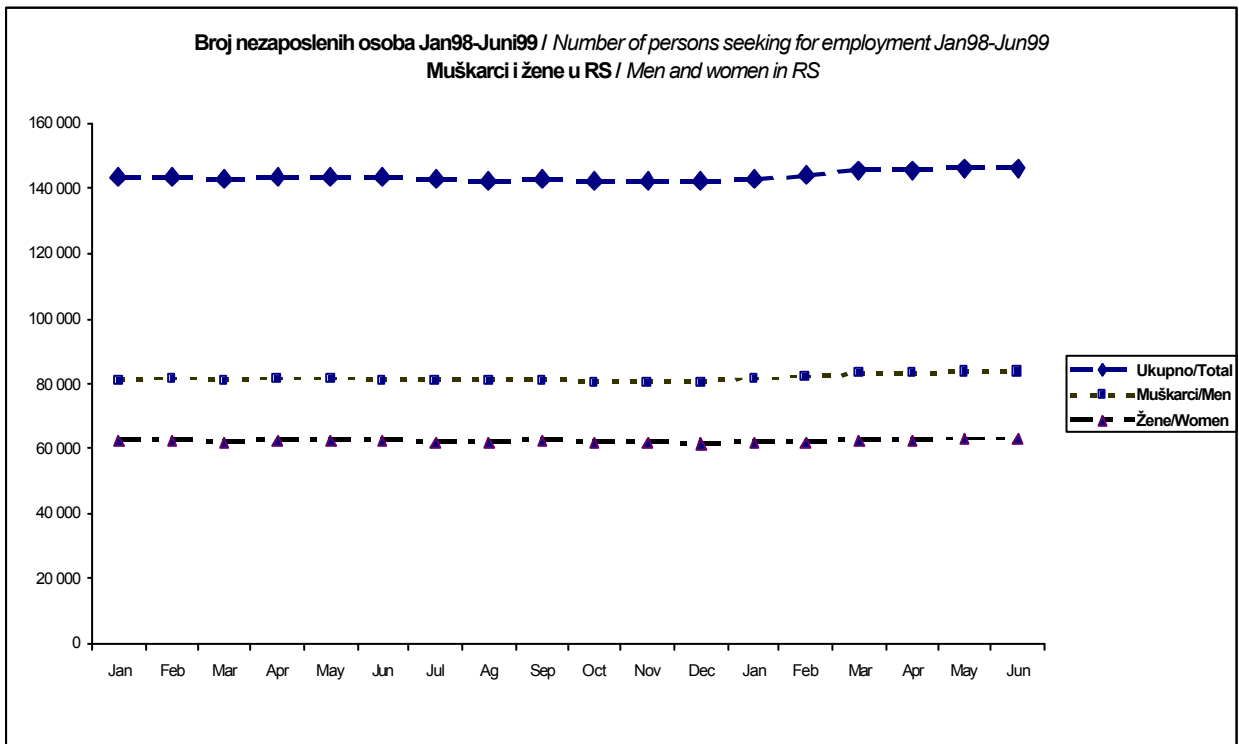
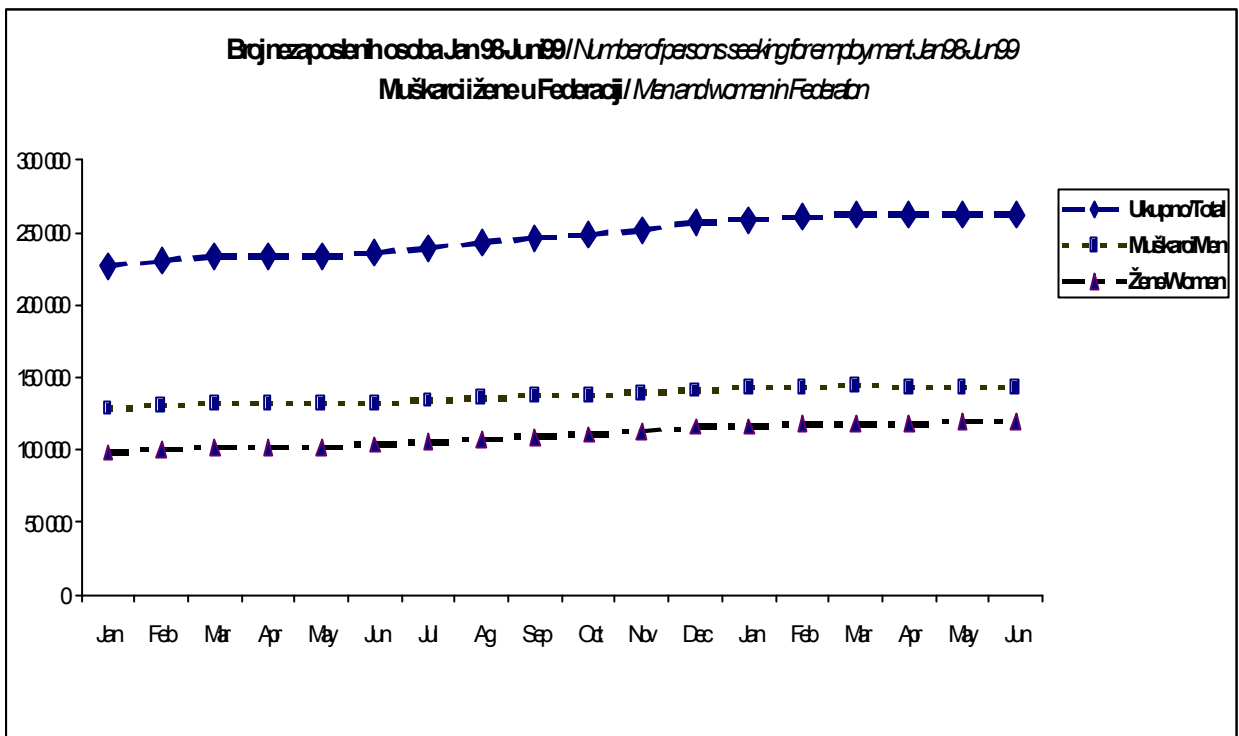
Kvalifikacija	01.99	02.99	03.99	04.99	05.99	06.99	Mjesečni prosjek / Monthly average	Skill
<b>Ukupno</b>	<b>142 755</b>	<b>143 921</b>	<b>145 250</b>	<b>145 734</b>	<b>146 275</b>	<b>146 247</b>	<b>145 030</b>	<i>Total</i>
Muškarci	81 135	82 110	82 944	83 211	83 514	83 496	82 735	<i>Men</i>
Žene	61 620	61 811	62 306	62 523	62 761	62 751	62 295	<i>Women</i>
<b>Fakultet</b>	<b>1 539</b>	<b>1 523</b>	<b>1 532</b>	<b>1 525</b>	<b>1 523</b>	<b>1 539</b>	<b>1 530</b>	<i>University</i>
Muškarci	743	739	743	752	748	758	747	<i>Men</i>
Žene	796	784	789	773	775	781	783	<i>Women</i>
<b>Viša</b>	<b>2 740</b>	<b>2 746</b>	<b>2 746</b>	<b>2 682</b>	<b>2 707</b>	<b>2 741</b>	<b>2 727</b>	<i>Higher</i>
Muškarci	1 336	1 343	1 349	1 339	1 342	1 347	1 343	<i>Men</i>
Žene	1 404	1 403	1 397	1 343	1 365	1 394	1 384	<i>Women</i>
<b>Srednja</b>	<b>35 260</b>	<b>35 408</b>	<b>35 526</b>	<b>35 658</b>	<b>35 581</b>	<b>35 392</b>	<b>35 471</b>	<i>Secondary</i>
Muškarci	13 683	13 808	13 800	13 844	13 848	13 804	13 798	<i>Men</i>
Žene	21 577	21 600	21 726	21 814	21 733	21 588	21 673	<i>Women</i>
<b>VKVIKV</b>	<b>53 170</b>	<b>53 638</b>	<b>54 060</b>	<b>54 368</b>	<b>54 480</b>	<b>54 482</b>	<b>54 033</b>	<i>Highly skilled and skilled</i>
Muškarci	35 557	35 966	36 258	36 433	36 506	36 499	36 203	<i>Men</i>
Žene	17 613	17 672	17 802	17 935	17 974	17 983	17 830	<i>Women</i>
<b>Polukvalifikovani</b>	<b>5 162</b>	<b>5 179</b>	<b>5 183</b>	<b>5 172</b>	<b>5 213</b>	<b>5 184</b>	<b>5 182</b>	<i>Semi-skilled</i>
Muškarci	2 707	2 718	2 748	2 740	2 752	2 710	2 729	<i>Men</i>
Žene	2 455	2 461	2 435	2 432	2 461	2 474	2 453	<i>Women</i>
<b>Nekvalifikovani</b>	<b>44 884</b>	<b>45 427</b>	<b>46 203</b>	<b>46 329</b>	<b>46 771</b>	<b>46 909</b>	<b>46 087</b>	<i>Unskilled</i>
Muškarci	27 109	27 536	28 048	28 103	28 318	28 378	27 915	<i>Men</i>
Žene	17 775	17 891	18 155	18 226	18 453	18 531	18 172	<i>Women</i>



Broj nezaposlenih osoba prema kvalifikacijama / Number of persons seeking for employment according to qualification  
 Republika Srpska Jan98-Juni99 / Republic Srpska Jan98-Jun99







**3. ŠUMARSTVO**  
*FORESTRY*

## **ŠUMARSTVO**

### *Metodološka objašnjenja*

Podaci o proizvodnji, prodaji i zalihama šumskih sortimenata, obradeni u ovom biltenu, urađeni su temeljem rezultata obrade entitetskih zavoda za statistiku iz redovnog mjesečnog istraživanja. Mjesečna izvješća podnose sva poduzeca koja se bave stalnom proizvodnjom šumskih sortimenata iz šuma u državnoj svojini, bez obzira da li im je iskorištavanje šuma osnovna ili sporedna djelatnost.

Stoga je podacima obuhvaćena samo proizvodnja, prodaja i zalihe šumskih sortimenata iz državnih šuma, dok šumski sortimenti proizvedeni u šumama na koje postoji pravo svojine nisu uključeni.

Podaci se daju temeljem izvršenog premjera šumskih sortimenata. Iskazane količine predstavljaju neto drvenu masu sortimenata izraženu u prostornim metrima.

Industrijsko drvo je ono drvo koje ima povoljna fizička i kemijska svojstva za dalju industrijsku uporabu i preradu. Industrijsko drvo razvrstava se u dvije grupe: industrijsko drvo za mehanicku preradu (trupci, drvo za ploče i sl.) i industrijsko drvo za kemijsku preradu (celulozno drvo, drvo za suhu destilaciju i sl.).

Tehnicko drvo namijenjeno je za razne tehnicke svrhe (rudnicko drvo, stubovi za elektro i telefonske vodove i sl.), te njegova fizička i kemijska svojstva upravo odgovaraju toj namjeni. Ogrijevno drvo je namijenjeno neposredno za ogrijev ili za proizvodnju drvenog ugljena.



## **FORESTRY**

### ***Notes on Methodology***

Data on production, sales and stock of forestry products in this bulletin were prepared from regular monthly surveys processed by the entity statistical offices.

All companies engaged in permanent production of forestry items from state forests submit monthly statistical reports regardless of whether the exploitation of forests is a basic or a secondary activity for them.

Therefore, this data covers only production, sales and stock of forestry products from state forests, while forestry products, which are produced by private forestry, are not included.

Quantities are given in net wood of mass product which are measured in cubic metres.

Industrial wood is one whose properties allow for further industrial use and processing.


Industrial wood is classified into two groups: industrial wood for mechanical processing (trunks, wood for plates etc.) and industrial wood for chemical processing (cellulose fibre, wood for dry distillation).

Technical wood is for other technical uses (mining timbers, poles for electric and telephone cables), and its physical and chemical features are appropriate to these uses.


The fuel wood is for burning or the production of charcoal.

**3 - 1.1 Proizvodnja, prodaja i zalihe šumskih proizvoda prema asortimanu**

 m<sup>3</sup>


<b>PROIZVODNJA</b>	 <b>1998</b>	<b>04.</b> <b>1998</b>	<b>05.</b> <b>1998</b>	<b>06.</b> <b>1998</b>	<b>01-06</b> <b>1998</b>
<b>UKUPNO</b>	245 955	218 551	225 488	254 877	1 185 018
<b>LIŠCARA</b>	121 854	103 947	98 831	106 022	564 631
<b>CETINARA</b>	124 179	114 604	126 657	148 855	620 391
<b>1. INDUSTRIJSKO DRVO</b>	179 733	173 663	179 138	201 855	931 401
<b>1.1 Trupci za mehanicku preradu</b>	173 613	169 112	170 554	190 358	897 566
1.1.1 trupci za rezanje lišcara	62 867	67 261	60 330	59 885	346 455
1.1.2 trupci za rezanje cetinara	109 062	100 441	108 015	128 154	540 946
1.1.3 trupci za furnir i ljuštenje	1 505	1 234	1 970	1 859	9 130
1.1.4 drvo za drvene ploce	43	59	-	105	324
1.1.5 ostalo drvo za mehanicku prer.	136	117	239	355	711
<b>1.2 Drvo za hemijsku preradu</b>	6 120	4 551	8 584	11 497	33 835
1.2.1 celulozno drvo lišcara	1 443	623	929	2 157	8 881
1.2.2 celulozno drvo cetinara	4 067	2 783	6 738	8 832	22 056
1.2.3 ostalo drvo za hemijsku preradu	610	1 145	917	508	2 898
<b>2. TEHNICKO DRVO</b>	12 684	12 962	13 170	12 853	66 623
<b>2.1 Rudnicko drvo lišcara</b>	1 830	1 618	1 575	1 367	9 698
<b>2.2 Rudnicko drvo cetinara</b>	9 808	10 464	10 482	10 532	52 121
<b>2.3 Stubovi za PTT i elektricne vodove</b>	210	364	526	355	1 558
<b>2.4 Ostalo tehnicko drvo</b>	835	516	587	599	3 246
<b>3. OGRIJEVNO DRVO</b>	53 538	31 926	33 180	40 169	186 994

3 - 1.1 Production, sales and stocks of forest products by type  
m<sup>3</sup>


 01-03.99	04. 1999	05. 1999	06. 1999	01-06 1999	PRODUCTION
500 568	266 403	263 258	319 530	1 349 760	TOTAL
285 575	147 415	143 382	155 210	732 742	BROAD LEAF
214 993	118 988	119 876	164 320	617 018	CONIFERS
379 066	203 667	198 295	240 497	1 021 528	1. INDUSTRIAL WOOD
371 748	196 346	192 171	228 242	988 510	1.1 Logs for mechanical processing
179 484	92 229	83 547	86 901	442 163	1.1.1 sawlogs of broad leaf
188 641	102 438	106 780	138 804	536 664	1.1.2 sawlogs from conifer
3 561	1 648	1 824	2 516	9 549	1.1.3 logs for veneer and bark
-	-	-	-	-	1.1.4 wood for woody plates
133	31	20	104	288	1.1.5 other wood for mech. processing
7 247	7 321	6 124	12 172	32 864	1.2 Wood for chemical processing
1 259	2 322	1 658	1 997	7 236	1.2.1 pulpwood from broad leaf
4 410	3 313	2 672	8 258	18 653	1.2.2 pulpwood from conifer
1 578	1 686	1 794	1 917	6 975	1.2.3 other wood for chem. processing
26 934	16 177	13 291	19 138	75 510	2. LUMBER
4 684	1 943	1 692	1 386	9 672	2.1 Mining timber from broadleaf
19 042	12 251	9 806	16 154	57 256	2.2 Mining timber from conifer
269	113	124	122	628	2.3 Posts of PTT and electricity
2 939	1 870	1 669	1 476	7 954	2.4 Other lumber
94 568	46 559	51 672	59 895	252 722	3. FIREWOOD

**3 - 1.1 Proizvodnja, prodaja i zalihe šumskih proizvoda prema asortimanu  
(nastavak)**

m<sup>3</sup>



<b>PRODAJA</b>	 <b>1998</b>	<b>04. 1998</b>	<b>05. 1998</b>	<b>06. 1998</b>	<b>01-06 1998</b>
<b>UKUPNO</b>	239 139	214 890	235 611	265 234	1 112 326
<b>LIŠCARA</b>	116 919	94 544	103 494	110 778	506 457
<b>CETINARA</b>	122 220	120 346	132 117	154 456	605 869
<b>1. INDUSTRIJSKO DRVO</b>	173 020	179 050	190 942	210 509	903 267
<b>1.1 Trupci za mehanicku preradu</b>	166 733	173 296	181 971	201 202	873 543
1.1.1 trupci za rezanje lišcara	55 822	64 188	63 471	62 346	318 128
1.1.2 trupci za rezanje cetinara	108 815	107 183	115 877	136 353	543 317
1.1.3 trupci za furnir i ljuštenje	1 876	1 782	2 457	2 294	11 419
1.1.4 drvo za drvene ploce	42	63	-	100	324
1.1.5 ostalo drvo za mehanicku prer.	177	80	166	109	355
<b>1.2 Drvo za hemijsku preradu</b>	6 287	5 754	8 971	9 307	29 724
1.2.1 celulozno drvo lišcara	1 107	1 230	2 447	1 781	6 500
1.2.2 celulozno drvo cetinara	4 570	3 379	5 607	7 018	20 326
1.2.3 ostalo drvo za hemijsku preradu	610	1 145	917	508	2 898
<b>2. TEHNICKO DRVO</b>	9 554	10 133	10 648	11 873	45 242
<b>2.1 Rudnicko drvo lišcara</b>	910	728	622	791	3 443
<b>2.2 Rudnicko drvo cetinara</b>	7 665	8 431	8 992	10 237	37 342
<b>2.3 Stubovi za PTT i elektricne vodove</b>	281	705	616	311	2 098
<b>2.4 Ostalo tehnicko drvo</b>	699	269	418	534	2 359
<b>3. OGRIJEVNO DRVO</b>	56 565	25 707	34 021	42 852	163 817

3 - 1.1 Production, sales and stocks of forest products by type  
(continued)



m <sup>3</sup>					SALES
 01-03.99	04. 1999	05. 1999	06. 1999	01-06 1999	
395 106	238 767	275 219	325 485	1 234 577	TOTAL
218 060	132 342	149 496	161 906	662 925	BROAD LEAF
177 046	106 425	125 723	163 579	571 652	CONIFERS
311 531	190 931	213 122	251 121	966 707	1. INDUSTRIAL WOOD
306 577	186 492	207 530	238 437	939 038	1.1 Logs for mechanical processing
139 489	87 593	91 198	93 879	412 158	1.1.1 sawlogs of broad leaf
162 388	96 460	113 851	141 869	514 570	1.1.2 sawlogs from conifer
4 641	2 408	2 461	2 668	12 178	1.1.3 logs for veneer and bark
-	-	-	-	-	1.1.4 wood for woody plates
59	63	20	58	201	1.1.5 other wood for mech. processing
4 954	4 407	5 592	12 647	27 600	1.2 Wood for chemical processing
354	557	451	607	1 969	1.2.1 pulpwood from broad leaf
3 022	2 164	3 347	10 123	18 656	1.2.2 pulpwood from conifer
1 578	1 686	1 794	1 917	6 975	1.2.3 other wood for chem. processing
12 391	8 724	12 115	12 452	45 675	2. LUMBER
1 698	557	2 602	763	5 611	2.1 Mining timber from broadleaf
8 660	6 709	7 692	10 355	33 418	2.2 Mining timber from conifer
305	98	129	130	662	2.3 Posts of PTT and electricity
1 728	1 360	1 692	1 204	5 984	2.4 Other lumber
71 184	39 112	49 982	61 912	222 195	3. FIREWOOD

**3 - 1.1 Proizvodnja, prodaja i zalihe šumskih proizvoda prema asortimanu  
(nastavak)**




 m<sup>3</sup>

ZALIHE	 1998	04. 1998	05. 1998	06. 1998	 01-06.98
<b>UKUPNO</b>	447 775	493 945	485 352	474 302	470 834
<b>LIŠCARA</b>	177 392	202 971	198 534	191 966	183 806
<b>CETINARA</b>	270 391	290 974	286 818	282 336	287 029
<b>1. INDUSTRIJSKO DRVO</b>	296 031	331 653	319 277	307 173	321 628
<b>1.1 Trupci za mehanicku preradu</b>	261 545	296 670	283 809	268 438	287 585
1.1.1 trupci za rezanje lišcara	83 894	97 730	92 923	84 035	90 391
1.1.2 trupci za rezanje cetinara	174 471	195 773	187 736	180 996	194 030
1.1.3 trupci za furnir i ljuštenje	2 321	2 322	2 258	2 269	2 211
1.1.4 drvo za drvene ploce	11	26	-	-	20
1.1.5 ostalo drvo za mehanicku prer.	847	819	892	1 138	934
<b>1.2 Drvo za hemijsku preradu</b>	34 486	34 983	35 468	38 735	34 043
1.2.1 celulozno drvo lišcara	5 184	5 445	3 927	4 303	5 306
1.2.2 celulozno drvo cetinara	29 303	29 538	31 541	34 432	28 737
1.2.3 ostalo drvo za hemijsku preradu	-	-	-	-	-
<b>2. TEHNICKO DRVO</b>	68 049	67 251	68 690	67 620	64 871
<b>2.1 Rudnicko drvo lišcara</b>	6 001	5 513	5 298	4 913	4 782
<b>2.2 Rudnicko drvo cetinara</b>	59 229	59 167	60 576	59 667	57 930
<b>2.3 Stubovi za PTT i elektricne vodove</b>	232	164	164	305	218
<b>2.4 Ostalo tehnicko drvo</b>	2 587	2 407	2 652	2 735	1 941
<b>3. OGRIJEVNO DRVO</b>	83 695	95 041	97 385	99 509	84 335

3 - 1.1 Production, sales and stocks of forest products by type  
(continued)

m <sup>3</sup>					STOCKS
 01-03.99	04. 1999	05. 1999	06. 1999	 01-06.99	
431 027	500 257	487 924	478 405	459 945	TOTAL
189 264	235 322	227 543	219 633	208 382	BROAD LEAF
245 097	264 935	260 381	258 772	253 230	CONIFERS
266 588	301 146	286 014	266 009	275 489	1. INDUSTRIAL WOOD
228 089	258 779	241 475	219 874	234 066	1.1 Logs for mechanical processing
84 104	101 496	90 193	75 055	86 509	1.1.1 sawlogs of broad leaf
140 575	155 133	149 078	142 267	144 700	1.1.2 sawlogs from conifer
2 021	2 147	2 202	2 550	2 160	1.1.3 logs for veneer and bark
-	-	-	-	-	1.1.4 wood for woody plates
1 056	1 059	1 058	1 104	1 065	1.1.5 other wood for mech. processing
38 499	41 311	43 483	45 033	40 888	1.2 Wood for chemical processing
4 001	6 032	7 239	8 629	5 650	1.2.1 pulpwood from broad leaf
34 499	35 279	36 244	36 404	35 237	1.2.2 pulpwood from conifer
-	-	-	-	-	1.2.3 other wood for chem. processing
76 272	86 820	85 933	84 682	81 042	2. LUMBER
11 547	11 929	10 382	3 736	10 115	2.1 Mining timber from broadleaf
60 828	68 773	69 104	73 869	65 705	2.2 Mining timber from conifer
364	293	237	272	316	2.3 Posts of PTT and electricity
3 534	5 825	6 210	6 805	4 907	2.4 Other lumber
88 167	112 291	115 977	127 714	103 414	3. FIREWOOD

### 3 - 1.2 Indeksi proizvodnje, prodaje i zaliha šumskih proizvoda prema asortimanu




PROIZVODNJA	<u>04.99</u>	<u>05.99</u>	<u>06.99</u>	<u>04.99</u>	<u>05.99</u>
	 98	 98	 98	04.98	05.98
<b>UKUPNO</b>	108,3	107,0	129,9	121,9	116,8
<b>LIŠCARA</b>	121,0	117,7	127,4	141,8	145,1
<b>CETINARA</b>	95,8	96,5	132,3	103,8	94,6
<b>1. INDUSTRIJSKO DRVO</b>	113,3	110,3	133,8	117,3	110,7
<b>1.1 Trupci za mehanicku preradu</b>	113,1	110,7	131,5	116,1	112,7
1.1.1 trupci za rezanje lišcara	146,7	132,9	138,2	137,1	138,5
1.1.2 trupci za rezanje cetinara	93,9	97,9	127,3	102,0	98,9
1.1.3 trupci za furnir i ljuštenje	109,5	121,2	167,1	133,5	92,6
1.1.4 drvo za drvene ploce	-	-	-	-	-
1.1.5 ostalo drvo za mehanicku prer.	-	-	76,6	-	-
<b>1.2 Drvo za hemijsku preradu</b>	119,6	100,1	198,9	160,9	71,3
1.2.1 celulozno drvo lišcara	160,9	114,9	138,4	372,7	178,5
1.2.2 celulozno drvo cetinara	81,5	65,7	203,1	119,0	39,7
1.2.3 ostalo drvo za hemijsku preradu	276,4	294,1	314,3	147,2	195,6
<b>2. TEHNICKO DRVO</b>	127,5	104,8	150,9	124,8	100,9
2.1 Rudnicko drvo lišcara	106,2	92,4	75,7	120,1	107,4
2.2 Rudnicko drvo cetinara	124,9	100,0	164,7	117,1	93,6
2.3 Stubovi za PTT i elektricne vodove	53,7	59,0	58,0	31,0	23,6
2.4 Ostalo tehnicko drvo	224,0	200,0	176,8	362,4	284,3
<b>3. OGRIJEVNO DRVO</b>	87,0	96,5	111,9	145,8	155,7



## 3 - 1.2 Indices of production, sales and stocks of forest products by type

<u>06.99</u> <u>06.98</u>	<u>04.99</u> <u>03.99</u>	<u>05.99</u> <u>04.99</u>	<u>06.99</u> <u>05.99</u>	<u>1-3.99</u> <u>1-3.98</u>	<u>1-6.99</u> <u>1-6.98</u>	<i>PRODUCTION</i>
125,4	124,4	98,8	121,4	308,9	113,9	TOTAL
146,4	126,5	97,3	108,2	334,9	129,8	BROAD LEAF
110,4	121,9	100,7	137,1	280,1	99,5	CONIFERS
119,1	122,9	97,4	121,3	301,8	109,7	1. INDUSTRIAL WOOD
119,9	121,3	97,9	118,8	303,4	110,1	1.1 Logs for mechanical processing
145,1	125,6	90,6	104,0	338,7	127,6	1.1.1 sawlogs of broad leaf
108,3	118,1	104,2	130,0	277,0	99,2	1.1.2 sawlogs from conifer
135,3	105,3	110,7	137,9	262,7	104,6	1.1.3 logs for veneer and bark
-	-	-	-	-	-	1.1.4 wood for woody plates
29,3	-	-	-	-	40,5	1.1.5 other wood for mech. processing
105,9	189,6	83,6	198,8	236,2	97,1	1.2 Wood for chemical processing
92,6	102,8	71,4	120,4	73,0	81,5	1.2.1 pulpwood from broad leaf
93,5	249,7	80,7	309,1	357,3	84,6	1.2.2 pulpwood from conifer
377,4	610,9	106,4	106,9	1443,3	240,7	1.2.3 other wood for chem. processing
148,9	131,1	82,2	144,0	292,4	113,3	2. LUMBER
101,4	83,4	87,1	81,9	273,5	99,7	2.1 Mining timber from broadleaf
153,4	136,0	80,0	164,7	276,7	109,9	2.2 Mining timber from conifer
34,4	60,1	109,7	98,4	257,8	40,3	2.3 Posts of PTT and electricity
246,4	229,4	89,3	88,4	571,0	245,0	2.4 Other lumber
149,1	128,9	111,0	115,9	347,2	135,1	3. FIREWOOD




**3 - 1.2 Indeksi proizvodnje, prodaje i zaliha šumskih proizvoda  
prema asortimanu  
(nastavak)**

<b>PRODAJA</b>	<b><u>04.99</u></b>  <b>98</b>	<b><u>05.99</u></b>  <b>98</b>	<b><u>06.99</u></b>  <b>98</b>	<b><u>04.99</u></b> <b>04.98</b>	<b><u>05.99</u></b> <b>05.98</b>
<b>UKUPNO</b>	99,8	115,1	136,1	111,1	116,8
<b>LIŠCARA</b>	113,2	127,9	138,5	140,0	144,4
<b>CETINARA</b>	87,1	102,9	133,8	88,4	95,2
<b>1. INDUSTRIJSKO DRVO</b>	110,4	123,2	145,1	106,6	111,6
<b>1.1 Trupci za mehanicku preradu</b>	111,9	124,5	143,0	107,6	114,0
1.1.1 trupci za rezanje lišcara	156,9	163,4	168,2	136,5	143,7
1.1.2 trupci za rezanje cetinara	88,6	104,6	130,4	90,0	98,3
1.1.3 trupci za furnir i ljuštenje	128,4	131,2	142,2	135,1	100,2
1.1.4 drvo za drvene ploce	-	-	-	-	-
1.1.5 ostalo drvo za mehanicku prer.	35,5	-	32,7	78,8	-
<b>1.2 Drvo za hemijsku preradu</b>	70,1	88,9	201,2	76,6	62,3
1.2.1 celulozno drvo lišcara	50,3	40,7	54,8	45,3	18,4
1.2.2 celulozno drvo cetinara	47,4	73,2	221,5	64,0	59,7
1.2.3 ostalo drvo za hemijsku preradu	276,4	294,1	314,3	147,2	195,6
<b>2. TEHNICKO DRVO</b>	91,3	126,8	130,3	86,1	113,8
<b>2.1 Rudnicko drvo lišcara</b>	61,2	286,1	83,9	76,5	418,3
<b>2.2 Rudnicko drvo cetinara</b>	87,5	100,4	135,1	79,6	85,5
<b>2.3 Stubovi za PTT i elektricne vodove</b>	34,9	45,9	46,2	13,9	20,9
<b>2.4 Ostalo tehnicko drvo</b>	194,7	242,2	172,3	505,6	404,8
<b>3. OGRIJEVNO DRVO</b>	69,1	88,4	109,5	152,1	146,9





3 - 1.2 Indices of production, sales and stocks of forest products by type  
(continued)

<u>06.99</u> <u>06.98</u>	<u>04.99</u> <u>03.99</u>	<u>05.99</u> <u>04.99</u>	<u>06.99</u> <u>05.99</u>	<u>1-3.99</u> <u>1-3.98</u>	<u>1-6.99</u> <u>1-6.98</u>	SALES
122,7	132,0	115,3	118,3	298,9	111,0	TOTAL
146,2	141,6	113,0	108,3	331,0	130,9	BROAD LEAF
105,9	121,6	118,1	130,1	267,0	94,4	CONIFERS
119,3	128,5	111,6	117,8	289,6	107,0	1. INDUSTRIAL WOOD
118,5	127,7	111,3	114,9	290,1	107,5	1.1 Logs for mechanical processing
150,6	138,0	104,1	102,9	326,6	129,6	1.1.1 sawlogs of broad leaf
104,0	119,9	118,0	124,6	264,9	94,7	1.1.2 sawlogs from conifer
116,3	119,6	102,2	108,4	285,0	106,6	1.1.3 logs for veneer and bark
-	-	-	-	-	-	1.1.4 wood for woody plates
53,2	-	-	-	-	56,6	1.1.5 other wood for mech. processing
135,9	173,6	126,9	226,2	261,1	92,9	1.2 Wood for chemical processing
34,1	98,9	81,0	134,6	101,9	30,3	1.2.1 pulpwood from broad leaf
144,2	127,4	154,7	302,4	209,8	91,8	1.2.2 pulpwood from conifer
377,4	610,9	106,4	106,9	1443,3	240,7	1.2.3 other wood for chem. processing
104,9	134,5	138,9	102,8	295,3	101,0	2. LUMBER
96,5	51,9	467,1	29,3	391,2	163,0	2.1 Mining timber from broadleaf
101,2	139,1	114,7	134,6	268,3	89,5	2.2 Mining timber from conifer
41,8	30,5	131,6	100,8	196,4	31,6	2.3 Posts of PTT and electricity
225,5	513,2	124,4	71,2	455,5	253,7	2.4 Other lumber
144,5	151,2	127,8	123,9	348,7	135,6	3. FIREWOOD

### 3 - 1.2 Indeksi proizvodnje, prodaje i zaliha šumskih proizvoda prema asortimanu (nastavak)

ZALIHE	<u>04.99</u>	<u>05.99</u>	<u>06.99</u>	<u>04.99</u>	<u>05.99</u>
	 98	 98	 98	04.98	05.98
<b>UKUPNO</b>	111,7	109,0	106,8	101,3	100,5
<b>LIŠCARA</b>	132,7	128,3	123,8	115,9	114,6
<b>CETINARA</b>	98,0	96,3	95,7	91,1	90,8
<b>1. INDUSTRIJSKO DRVO</b>	101,7	96,6	89,9	90,8	89,6
<b>1.1 Trupci za mehanicku preradu</b>	98,9	92,3	84,1	87,2	85,1
1.1.1 trupci za rezanje lišcara	121,0	107,5	89,5	103,9	97,1
1.1.2 trupci za rezanje cetinara	88,9	85,4	81,5	79,2	79,4
1.1.3 trupci za furnir i ljuštenje	92,5	94,9	109,9	92,5	97,5
1.1.4 drvo za drvene ploce	-	-	-	-	-
1.1.5 ostalo drvo za mehanicku prer.	125,0	124,9	130,4	129,3	118,6
<b>1.2 Drvo za hemijsku preradu</b>	119,8	126,1	130,6	118,1	122,6
1.2.1 celulozno drvo lišcara	116,4	139,7	166,5	110,8	184,3
1.2.2 celulozno drvo cetinara	120,4	123,7	124,2	119,4	114,9
1.2.3 ostalo drvo za hemijsku preradu	-	-	-	-	-
<b>2. TEHNICKO DRVO</b>	127,6	126,3	124,4	129,1	125,1
2.1 Rudnicko drvo lišcara	198,8	173,0	62,3	216,4	196,0
2.2 Rudnicko drvo cetinara	116,1	116,7	124,7	116,2	114,1
2.3 Stubovi za PTT i elektricne vodove	126,5	102,3	117,5	178,7	144,5
2.4 Ostalo tehnicko drvo	225,1	240,0	263,0	-	-
<b>3. OGRIJEVNO DRVO</b>	134,2	138,6	152,6	118,2	119,1

3 - 1.2 Indices of production, sales and stocks of forest products by type  
(continued)

<u>06.99</u> <u>06.98</u>	<u>04.99</u> <u>03.99</u>	<u>05.99</u> <u>04.99</u>	<u>06.99</u> <u>05.99</u>	 1-3.99  1-3.98	 1-6.99  1-6.98	STOCKS
100,9	102,3	97,5	98,0	94,3	97,7	TOTAL
114,4	123,4	96,7	96,5	111,5	113,4	BROAD LEAF
91,7	88,8	98,3	99,4	85,3	88,2	CONIFERS
86,6	89,5	95,0	93,0	82,3	85,7	1. INDUSTRIAL WOOD
81,9	84,5	93,3	91,1	78,1	81,4	1.1 Logs for mechanical processing
89,3	104,9	88,9	83,2	94,3	95,7	1.1.1 sawlogs of broad leaf
78,6	75,2	96,1	95,4	70,3	74,6	1.1.2 sawlogs from conifer
112,4	92,8	102,6	115,8	94,5	97,7	1.1.3 logs for veneer and bark
-	-	-	-	-	-	1.1.4 wood for woody plates
97,0	115,4	99,9	104,3	115,1	114,0	1.1.5 other wood for mech. processing
116,3	136,5	105,3	103,6	121,5	120,1	1.2 Wood for chemical processing
200,5	123,6	120,0	119,2	66,1	106,5	1.2.1 pulpwood from broad leaf
105,7	139,0	102,7	100,4	134,6	122,6	1.2.2 pulpwood from conifer
-	-	-	-	-	-	1.2.3 other wood for chem. processing
125,2	127,9	99,0	98,5	123,2	124,9	2. LUMBER
76,0	232,3	87,0	36,0	267,1	211,5	2.1 Mining timber from broadleaf
123,8	113,9	100,5	106,9	108,5	113,4	2.2 Mining timber from conifer
89,2	129,6	80,9	114,8	161,4	144,6	2.3 Posts of PTT and electricity
-	-	106,6	109,6	-	-	2.4 Other lumber
128,3	132,9	103,3	110,1	123,6	122,6	3. FIREWOOD

**3 - 1.3 Učešća entiteta u proizvodnji, prodaji i zalihama šumskih proizvoda prema asortimanu (%)**

PROIZVODNJA	1998		04. 1999		05. 1999	
	Fed.BiH	Rep. Srpska	Fed.BiH	Rep. Srpska	Fed.BiH	Rep. Srpska
<b>UKUPNO</b>	57,3	42,7	54,6	45,4	50,7	49,3
<b>LIŠCARA</b>	55,4	44,6	53,0	47,0	49,8	50,2
<b>CETINARA</b>	59,1	40,9	56,0	44,0	51,8	48,2
<b>1. INDUSTRIJSKO DRVO</b>	58,3	41,7	55,4	44,6	51,5	48,5
<b>1.1 Trupci za mehanicku preradu</b>	59,8	40,2	57,0	43,0	52,7	47,3
1.1.1 trupci za rezanje lišcara	58,7	41,3	56,6	43,4	51,3	48,7
1.1.2 trupci za rezanje cetinara	60,6	39,4	57,5	42,5	54,3	45,7
1.1.3 trupci za furnir i ljuštenje	50,2	49,8	52,2	47,8	34,2	65,8
1.1.4 drvo za drvene ploce	100,0	0,0	100,0	0,0	-	-
1.1.5 ostalo drvo za mehanicku prer.	0,0	100,0	0,0	100,0	100,0	0,0
<b>1.2 Drvo za hemijsku preradu</b>	16,2	83,8	12,6	87,4	18,5	81,5
1.2.1 celulozno drvo lišcara	14,8	85,2	16,2	83,8	6,9	93,1
1.2.2 celulozno drvo cetinara	16,6	83,4	12,8	87,2	22,6	77,4
1.2.3 ostalo drvo za hemijsku preradu	16,1	83,9	0,7	99,3	26,4	73,6
<b>2. TEHNICKO DRVO</b>	60,7	39,3	62,1	37,9	49,5	50,5
<b>2.1 Rudnicko drvo lišcara</b>	64,6	35,4	80,2	19,8	61,5	38,5
<b>2.2 Rudnicko drvo cetinara</b>	58,0	42,0	58,3	41,7	41,0	59,0
<b>2.3 Stubovi za PTT i elektricne vodove</b>	24,7	75,3	20,2	79,8	1,8	98,2
<b>2.4 Ostalo tehnicko drvo</b>	93,3	6,7	87,8	12,2	95,8	4,2
<b>3. OGRIJEVNO DRVO</b>	52,8	47,2	47,9	52,1	47,6	52,4

3 - 1.3 Share of entities in production, sales and stocks of forest products  
by type (%)

06. 1999		01-03.1999		01-06.1999		PRODUCTION
Fed.BiH	Rep. Srpska	Fed.BiH	Rep. Srpska	Fed.BiH	Rep. Srpska	
57,2	42,8	57,2	42,8	55,4	44,6	TOTAL
56,5	43,5	56,9	43,1	53,6	46,4	BROAD LEAF
57,9	42,1	57,5	42,5	57,4	42,6	CONIFERS
54,5	45,5	57,8	42,2	56,0	44,0	1. INDUSTRIAL WOOD
55,4	44,6	59,3	40,7	57,1	42,9	1.1 Logs for mechanical processing
56,4	43,6	58,3	41,7	55,2	44,8	1.1.1 sawlogs of broad leaf
54,8	45,2	60,5	39,5	58,8	41,2	1.1.2 sawlogs from conifer
43,0	57,0	31,4	68,6	48,6	51,4	1.1.3 logs for veneer and bark
-	-	-	-	-	-	1.1.4 wood for woody plates
100,0	0,0	20,2	79,8	46,5	53,5	1.1.5 other wood for mech. processing
26,6	73,4	28,5	71,5	23,0	77,0	1.2 Wood for chemical processing
5,1	94,9	14,2	85,8	8,7	91,3	1.2.1 pulpwood from broad leaf
41,4	58,6	29,9	70,1	26,0	74,0	1.2.2 pulpwood from conifer
24,5	75,5	37,8	62,2	29,6	70,4	1.2.3 other wood for chem. processing
57,3	42,7	53,3	46,7	58,0	42,0	2. LUMBER
67,4	32,6	65,5	34,5	61,9	38,1	2.1 Mining timber from broadleaf
50,1	49,9	48,8	51,2	52,6	47,4	2.2 Mining timber from conifer
11,3	88,7	0,0	100,0	10,2	89,8	2.3 Posts of PTT and electricity
92,6	7,4	94,9	5,1	95,9	4,1	2.4 Other lumber
54,3	45,7	56,4	43,6	51,8	48,2	3. FIREWOOD

**3 - 1.3 Učešća entiteta u proizvodnji, prodaji i zalihama šumskih proizvoda  
prema asortimanu (%)  
(nastavak)**

PRODAJA	1998		04. 1999		05. 1999	
	Fed.BiH	Rep. Srpska	Fed.BiH	Rep. Srpska	Fed.BiH	Rep. Srpska
<b>UKUPNO</b>	56,5	43,5	55,3	44,7	57,6	42,4
<b>LIŠCARA</b>	55,3	44,7	54,8	45,2	54,7	45,3
<b>CETINARA</b>	57,8	42,2	55,7	44,3	61,1	38,9
<b>1. INDUSTRIJSKO DRVO</b>	56,9	43,1	54,7	45,3	56,4	43,6
<b>1.1 Trupci za mehanicku preradu</b>	58,5	41,5	56,2	43,8	56,9	43,1
1.1.1 trupci za rezanje lišcara	56,4	43,6	54,8	45,2	52,3	47,7
1.1.2 trupci za rezanje cetinara	59,6	40,4	56,9	43,1	61,0	39,0
1.1.3 trupci za furnir i ljuštenje	61,7	38,3	64,3	35,7	60,2	39,8
1.1.4 drvo za drvene ploce	100,0	0,0	100,0	0,0	-	-
1.1.5 ostalo drvo za mehanicku prer.	0,0	100,0	0,0	100,0	49,2	50,8
<b>1.2 Drvo za hemijsku preradu</b>	14,8	85,2	10,5	89,5	36,3	63,7
1.2.1 celulozno drvo lišcara	19,5	80,5	9,4	90,6	27,8	72,2
1.2.2 celulozno drvo cetinara	13,4	86,6	12,3	87,7	46,2	53,8
1.2.3 ostalo drvo za hemijsku preradu	16,1	83,9	0,7	99,3	26,4	73,6
<b>2. TEHNICKO DRVO</b>	58,2	41,8	61,0	39,0	75,1	24,9
<b>2.1 Rudnicko drvo lišcara</b>	45,7	54,3	55,4	44,6	58,3	41,7
<b>2.2 Rudnicko drvo cetinara</b>	57,0	43,0	61,5	38,5	74,1	25,9
<b>2.3 Stubovi za PTT i elektricne vodove</b>	46,3	53,7	36,7	63,3	2,0	98,0
<b>2.4 Ostalo tehnicko drvo</b>	92,7	7,3	83,2	16,8	92,3	7,7
<b>3. OGRIJEVNO DRVO</b>	55,1	44,9	57,0	43,0	59,3	40,7



3 - 1.3 Share of entities in production, sales and stocks of forest products  
by type (%)  
(continued)

06. 1999		01-03.1999		01-06.1999		SALES
Fed.BiH	Rep. Srpska	Fed.BiH	Rep. Srpska	Fed.BiH	Rep. Srpska	
56,1	43,9	56,1	43,9	58,5	41,5	TOTAL
53,7	46,3	54,1	45,9	56,6	43,4	BROAD LEAF
58,4	41,6	58,0	42,0	60,7	39,3	CONIFERS
54,6	45,4	55,6	44,4	57,8	42,2	1. INDUSTRIAL WOOD
55,2	44,8	57,0	43,0	58,6	41,4	1.1 Logs for mechanical processing
50,1	49,9	52,5	47,5	55,4	44,6	1.1.1 sawlogs of broad leaf
59,2	40,8	60,2	39,8	61,2	38,8	1.1.2 sawlogs from conifer
58,8	41,2	48,4	51,6	63,6	36,4	1.1.3 logs for veneer and bark
-	-	-	-	-	-	1.1.4 wood for woody plates
100,0	0,0	36,2	63,8	65,7	34,3	1.1.5 other wood for mech. processing
33,1	66,9	28,9	71,1	29,8	70,2	1.2 Wood for chemical processing
17,5	82,5	21,3	78,7	23,1	76,9	1.2.1 pulpwood from broad leaf
39,8	60,2	27,7	72,3	30,6	69,4	1.2.2 pulpwood from conifer
24,5	75,5	37,8	62,2	29,6	70,4	1.2.3 other wood for chem. processing
54,9	45,1	64,1	35,9	65,7	34,3	2. LUMBER
16,9	83,1	61,5	38,5	36,8	63,2	2.1 Mining timber from broadleaf
60,6	39,4	60,6	39,4	66,2	33,8	2.2 Mining timber from conifer
10,9	89,1	33,1	66,9	28,1	71,9	2.3 Posts of PTT and electricity
90,7	9,3	98,7	1,3	94,5	5,5	2.4 Other lumber
59,1	40,9	56,4	43,6	59,8	40,2	3. FIREWOOD

### 3 - 1.3 Učešća entiteta u proizvodnji, prodaji i zalihama šumskih proizvoda prema asortimanu (%) (nastavak)


ZALIHE	1998		04. 1999		05. 1999	
	Fed.BiH	Rep. Srpska	Fed.BiH	Rep. Srpska	Fed.BiH	Rep. Srpska
<b>UKUPNO</b>	20,6	79,4	20,2	79,8	20,3	79,7
<b>LIŠCARA</b>	21,3	78,7	21,5	78,5	17,2	82,8
<b>CETINARA</b>	20,1	79,9	19,3	80,7	23,0	77,0
<b>1. INDUSTRIJSKO DRVO</b>	16,8	83,2	16,3	83,7	18,4	81,6
<b>1.1 Trupci za mehanicku preradu</b>	18,0	82,0	17,2	82,8	21,2	78,8
1.1.1 trupci za rezanje lišcara	18,7	81,3	17,3	82,7	17,8	82,2
1.1.2 trupci za rezanje cetinara	17,8	82,2	17,2	82,8	23,8	76,2
1.1.3 trupci za furnir i ljuštenje	12,5	87,5	10,3	89,7	0,0	100,0
1.1.4 drvo za drvene ploce	100,0	0,0	100,0	0,0	-	-
1.1.5 ostalo drvo za mehanicku prer.	0,0	100,0	0,0	100,0	0,3	99,7
<b>1.2 Drvo za hemijsku preradu</b>	7,5	92,5	8,9	91,1	0,9	99,1
1.2.1 celulozno drvo lišcara	19,4	80,6	34,0	66,0	0,2	99,8
1.2.2 celulozno drvo cetinara	5,4	94,6	4,2	95,8	1,0	99,0
1.2.3 ostalo drvo za hemijsku preradu	-	-	-	-	-	-
<b>2. TEHNICKO DRVO</b>	30,8	69,2	31,6	68,4	30,7	69,3
<b>2.1 Rudnicko drvo lišcara</b>	39,1	60,9	54,8	45,2	14,0	86,0
<b>2.2 Rudnicko drvo cetinara</b>	27,0	73,0	27,5	72,5	27,9	72,1
<b>2.3 Stubovi za PTT i elektricne vodove</b>	0,1	99,9	0,3	99,7	0,0	100,0
<b>2.4 Ostalo tehnicko drvo</b>	99,8	0,2	100,0	0,0	99,4	0,6
<b>3. OGRIJEVNO DRVO</b>	25,7	74,3	26,1	73,9	17,2	82,8

3 - 1.3 Share of entities in production, sales and stocks of forest products  
by type (%)  
(continued)


06. 1999		01-03.1999		01-06.1999		STOCKS
Fed.BiH	Rep. Srpska	Fed.BiH	Rep. Srpska	Fed.BiH	Rep. Srpska	
18,9	81,1	18,6	81,4	20,3	79,7	TOTAL
17,2	82,8	17,6	82,4	17,8	82,2	BROAD LEAF
20,4	79,6	19,5	80,5	22,2	77,8	CONIFERS
15,9	84,1	15,2	84,8	18,5	81,5	1. INDUSTRIAL WOOD
18,6	81,4	18,0	82,0	21,7	78,3	1.1 Logs for mechanical processing
17,4	82,6	19,1	80,9	19,5	80,5	1.1.1 sawlogs of broad leaf
19,5	80,5	17,8	82,2	23,3	76,7	1.1.2 sawlogs from conifer
0,0	100,0	0,0	100,0	0,6	99,4	1.1.3 logs for veneer and bark
-	-	-	-	-	-	1.1.4 wood for woody plates
0,2	99,8	0,2	99,8	0,2	99,8	1.1.5 other wood for mech. processing
1,3	98,7	1,8	98,2	0,9	99,1	1.2 Wood for chemical processing
0,2	99,8	2,0	98,0	0,6	99,4	1.2.1 pulpwood from broad leaf
1,5	98,5	1,8	98,2	1,0	99,0	1.2.2 pulpwood from conifer
-	-	-	-	-	-	1.2.3 other wood for chem. processing
31,2	68,8	33,0	67,0	30,1	69,9	2. LUMBER
16,9	83,1	43,8	56,2	19,0	81,0	2.1 Mining timber from broadleaf
27,2	72,8	26,5	73,5	26,8	73,2	2.2 Mining timber from conifer
0,0	100,0	0,0	100,0	0,0	100,0	2.3 Posts of PTT and electricity
100,0	0,0	99,1	0,9	99,0	1,0	2.4 Other lumber
17,3	82,7	16,1	83,9	17,2	82,8	3. FIREWOOD

**3 - 2.1 Proizvodnja, prodaja i zalihe šumskih proizvoda prema asortimanu**

 m<sup>3</sup>


PROIZVODNJA	 1998	04. 1998	05. 1998	06. 1998	01-06 1998
<b>UKUPNO</b>	140 849	114 484	119 996	138 338	647 008
<b>LIŠCARA</b>	67 470	52 146	51 988	58 340	299 330
<b>CETINARA</b>	73 375	62 338	68 008	79 998	347 682
<b>1. INDUSTRIJSKO DRVO</b>	104 860	93 799	96 123	108 677	516 118
<b>1.1 Trupci za mehanicku preradu</b>	103 872	93 450	95 479	107 862	511 843
1.1.1 trupci za rezanje lišcara	36 928	36 927	32 893	34 496	195 963
1.1.2 trupci za rezanje cetinara	66 144	55 983	61 208	72 404	310 794
1.1.3 trupci za furnir i ljuštenje	756	481	1 378	857	4 762
1.1.4 drvo za drvene ploce	43	59	-	105	324
1.1.5 ostalo drvo za mehanicku prer.	-	-	-	-	-
<b>1.2 Drvo za hemijsku preradu</b>	989	349	644	815	4 275
1.2.1 celulozno drvo lišcara	214	42	34	44	1 438
1.2.2 celulozno drvo cetinara	677	307	589	771	2 816
1.2.3 ostalo drvo za hemijsku preradu	98	0	21	0	21
<b>2. TEHNICKO DRVO</b>	7 705	7 275	7 309	7 560	41 345
<b>2.1 Rudnicko drvo lišcara</b>	1 182	1 273	1 377	977	7 775
<b>2.2 Rudnicko drvo cetinara</b>	5 692	5 493	5 371	5 933	30 406
<b>2.3 Stubovi za PTT i elektricne vodove</b>	52	94	25	78	314
<b>2.4 Ostalo tehnicko drvo</b>	779	415	536	572	2 850
<b>3. OGRIJEVNO DRVO</b>	28 284	13 410	16 564	22 101	89 545

3 - 2.1 Production, sales and stocks of forest products by type  
m<sup>3</sup>


 01-03.99	04. 1999	05. 1999	06. 1999	01-06 1999	PRODUCTION
285 509	135 079	143 712	182 846	747 147	TOTAL
153 462	72 806	78 677	87 693	392 673	BROAD LEAF
132 047	62 273	65 035	95 153	354 474	CONIFERS
220 559	104 892	108 028	138 889	572 371	1. INDUSTRIAL WOOD
219 470	103 538	106 396	135 415	564 822	1.1 Logs for mechanical processing
99 158	47 321	47 103	50 665	244 249	1.1.1 sawlogs of broad leaf
117 744	55 623	58 489	83 938	315 795	1.1.2 sawlogs from conifer
2 506	563	784	791	4 644	1.1.3 logs for veneer and bark
-	-	-	-	-	1.1.4 wood for woody plates
62	31	20	21	134	1.1.5 other wood for mech. processing
1 089	1 354	1 632	3 474	7 549	1.2 Wood for chemical processing
98	161	85	284	628	1.2.1 pulpwood from broad leaf
538	748	1 107	2 466	4 859	1.2.2 pulpwood from conifer
453	445	440	724	2 062	1.2.3 other wood for chem. processing
18 018	8 008	7 611	10 194	43 801	2. LUMBER
2 780	1 195	1 140	908	5 990	2.1 Mining timber from broadleaf
12 300	5 020	4 912	7 886	30 121	2.2 Mining timber from conifer
48	2	14	-	64	2.3 Posts of PTT and electricity
2 890	1 791	1 545	1 400	7 626	2.4 Other lumber
46 932	22 179	28 073	33 763	130 975	3. FIREWOOD

**3 - 2.1 Proizvodnja, prodaja i zalihe šumskih proizvoda prema asortimanu  
(nastavak)**

 m<sup>3</sup>



PRODAJA		04. 1998	05. 1998	06. 1998	01-06 1998
<b>UKUPNO</b>	135 194	107 474	125 211	143 412	615 210
<b>LIŠCARA</b>	64 601	49 404	56 091	56 678	277 533
<b>CETINARA</b>	70 594	58 070	69 120	86 734	337 677
<b>1. INDUSTRIJSKO DRVO</b>	98 458	88 229	98 298	113 453	494 219
<b>1.1 Trupci za mehanicku preradu</b>	97 530	87 901	97 385	112 477	491 085
1.1.1 trupci za rezanje lišcara	31 482	34 315	33 559	31 738	174 347
1.1.2 trupci za rezanje cetinara	64 849	52 709	61 997	79 336	309 070
1.1.3 trupci za furnir i ljuštenje	1 157	814	1 829	1 303	7 344
1.1.4 drvo za drvene ploce	42	63	-	100	324
1.1.5 ostalo drvo za mehanicku prer.	-	-	-	-	-
<b>1.2 Drvo za hemijsku preradu</b>	928	328	913	976	3 134
1.2.1 celulozno drvo lišcara	216	-	26	39	611
1.2.2 celulozno drvo cetinara	614	328	866	937	2 502
1.2.3 ostalo drvo za hemijsku preradu	98	-	21	-	21
<b>2. TEHNICKO DRVO</b>	5 559	5 341	5 982	6 696	27 611
<b>2.1 Rudnicko drvo lišcara</b>	416	438	371	341	1 908
<b>2.2 Rudnicko drvo cetinara</b>	4 366	4 544	5 129	5 673	22 970
<b>2.3 Stubovi za PTT i elektricne vodove</b>	130	191	115	175	770
<b>2.4 Ostalo tehnicko drvo</b>	648	168	367	507	1 963
<b>3. OGRIJEVNO DRVO</b>	31 177	13 904	20 931	23 263	93 380

3 - 2.1 Production, sales and stocks of forest products by type  
(continued)

m <sup>3</sup>					SALES
 01-03.99	04. 1999	05. 1999	06. 1999	01-06 1999	
249 258	137 459	152 611	182 531	721 859	TOTAL
138 019	71 653	78 487	86 961	375 116	BROAD LEAF
111 239	65 806	74 124	95 570	346 743	CONIFERS
195 173	107 703	116 410	139 665	558 953	1. INDUSTRIAL WOOD
194 057	106 103	114 558	136 004	550 724	1.1 Logs for mechanical processing
87 377	45 788	45 698	49 278	228 140	1.1.1 sawlogs of broad leaf
103 066	58 834	67 394	85 414	314 710	1.1.2 sawlogs from conifer
3 555	1 450	1 446	1 291	7 742	1.1.3 logs for veneer and bark
-	-	-	-	-	1.1.4 wood for woody plates
59	31	20	21	132	1.1.5 other wood for mech. processing
1 116	1 600	1 852	3 661	8 229	1.2 Wood for chemical processing
92	155	79	129	455	1.2.1 pulpwood from broad leaf
571	1 000	1 333	2 808	5 712	1.2.2 pulpwood from conifer
453	445	440	724	2 062	1.2.3 other wood for chem. processing
8 851	6 551	6 647	7 976	30 018	2. LUMBER
839	325	439	469	2 063	2.1 Mining timber from broadleaf
6 206	4 969	4 660	6 276	22 113	2.2 Mining timber from conifer
127	2	14	43	186	2.3 Posts of PTT and electricity
1 679	1 255	1 534	1 188	5 656	2.4 Other lumber
45 234	23 205	29 554	34 890	132 888	3. FIREWOOD



**3 - 2.1 Proizvodnja, prodaja i zalihe šumskih proizvoda prema asortimanu  
(nastavak)**

 m<sup>3</sup>

ZALIHE	 1998	04. 1998	05. 1998	06. 1998	 01-06.98
<b>UKUPNO</b>	92 157	105 818	101 877	96 860	94 876
<b>LIŠCARA</b>	37 839	46 312	42 461	43 010	39 570
<b>CETINARA</b>	54 319	59 506	59 416	53 850	55 306
<b>1. INDUSTRIJSKO DRVO</b>	49 711	57 581	54 397	48 210	52 337
<b>1.1 Trupci za mehanicku preradu</b>	47 117	55 414	51 891	45 537	49 322
1.1.1 trupci za rezanje lišcara	15 700	18 559	16 249	15 375	15 669
1.1.2 trupci za rezanje cetinara	31 114	36 490	35 331	29 851	33 406
1.1.3 trupci za furnir i ljuštenje	291	339	311	311	228
1.1.4 drvo za drvene ploce	11	26	-	-	20
1.1.5 ostalo drvo za mehanicku prer.	-	-	-	-	-
<b>1.2 Drvo za hemijsku preradu</b>	2 594	2 167	2 506	2 673	3 015
1.2.1 celulozno drvo lišcara	1 007	839	847	852	1 803
1.2.2 celulozno drvo cetinara	1 587	1 328	1 659	1 821	1 212
1.2.3 ostalo drvo za hemijsku preradu	-	-	-	-	-
<b>2. TEHNICKO DRVO</b>	20 941	22 200	22 621	22 242	20 502
<b>2.1 Rudnicko drvo lišcara</b>	2 345	3 212	3 050	2 725	2 623
<b>2.2 Rudnicko drvo cetinara</b>	16 013	16 581	16 919	16 782	15 938
<b>2.3 Stubovi za PTT i elektricne vodove</b>	-	-	-	-	1
<b>2.4 Ostalo tehnicko drvo</b>	2 582	2 407	2 652	2 735	1 941
<b>3. OGRIJEVNO DRVO</b>	21 506	26 037	24 859	26 408	22 037



3 - 2.1 Production, sales and stocks of forest products by type  
(continued)

m <sup>3</sup>					STOCKS
 01-03.99	04. 1999	05. 1999	06. 1999	 01-06.99	
92 448	101 372	92 205	88 956	93 313	TOTAL
34 875	40 561	39 104	38 622	37 152	BROAD LEAF
57 574	60 811	53 101	50 334	56 161	CONIFERS
55 127	55 346	45 376	40 468	51 095	1. INDUSTRIAL WOOD
54 949	54 969	44 810	39 655	50 713	1.1 Logs for mechanical processing
17 644	18 078	15 686	14 345	16 840	1.1.1 sawlogs of broad leaf
36 943	36 888	29 122	25 308	33 691	1.1.2 sawlogs from conifer
26	-	-	-	13	1.1.3 logs for veneer and bark
-	-	-	-	-	1.1.4 wood for woody plates
2	3	2	2	2	1.1.5 other wood for mech. processing
178	377	566	813	382	1.2 Wood for chemical processing
4	12	18	173	36	1.2.1 pulpwood from broad leaf
174	365	548	640	346	1.2.2 pulpwood from conifer
-	-	-	-	-	1.2.3 other wood for chem. processing
21 699	26 673	26 786	27 957	24 419	2. LUMBER
2 157	1 676	1 758	1 635	1 923	2.1 Mining timber from broadleaf
16 070	19 208	18 820	19 579	17 636	2.2 Mining timber from conifer
-	-	-	-	-	2.3 Posts of PTT and electricity
3 472	5 789	6 208	6 743	4 859	2.4 Other lumber
15 623	19 353	20 043	20 531	17 799	3. FIREWOOD




**3 - 2.2 Indeksi proizvodnje, prodaje i zaliha šumskih proizvoda  
prema asortimanu**

PROIZVODNJA	<u>04.99</u>	<u>05.99</u>	<u>06.99</u>	<u>04.99</u>	<u>05.99</u>
	<u>ISS/</u> <u>98</u>	<u>ISS/</u> <u>98</u>	<u>ISS/</u> <u>98</u>	<u>04.98</u>	<u>05.98</u>
<b>UKUPNO</b>	95,9	102,0	129,8	118,0	119,8
<b>LIŠCARA</b>	107,9	116,6	130,0	139,6	151,3
<b>CETINARA</b>	84,9	88,6	129,7	99,9	95,6
<b>1. INDUSTRIJSKO DRVO</b>	100,0	103,0	132,5	111,8	112,4
<b>1.1 Trupci za mehanicku preradu</b>	99,7	102,4	130,4	110,8	111,4
1.1.1 trupci za rezanje lišcara	128,1	127,6	137,2	128,1	143,2
1.1.2 trupci za rezanje cetinara	84,1	88,4	126,9	99,4	95,6
1.1.3 trupci za furnir i ljuštenje	74,4	103,7	104,6	117,0	56,9
1.1.4 drvo za drvene ploce	-	-	-	-	-
1.1.5 ostalo drvo za mehanicku prer.	-	-	-	-	-
<b>1.2 Drvo za hemijsku preradu</b>	137,0	165,1	351,4	388,0	253,4
1.2.1 celulozno drvo lišcara	75,4	39,8	132,9	383,3	250,0
1.2.2 celulozno drvo cetinara	110,5	163,6	364,4	243,6	187,9
1.2.3 ostalo drvo za hemijsku preradu	452,9	447,8	736,9	-	2 095,2
<b>2. TEHNICKO DRVO</b>	103,9	98,8	132,3	110,1	104,1
<b>2.1 Rudnicko drvo lišcara</b>	101,1	96,4	76,8	93,9	82,8
<b>2.2 Rudnicko drvo cetinara</b>	88,2	86,3	138,5	91,4	91,5
<b>2.3 Stubovi za PTT i elektricne vodove</b>	3,8	26,9	-	2,1	56,0
<b>2.4 Ostalo tehnicko drvo</b>	230,0	198,4	179,8	431,6	288,2
<b>3. OGRIJEVNO DRVO</b>	78,4	99,3	119,4	165,4	169,5

3 - 2.2 Indices of production, sales and stocks of forest products  
by type

<u>06.99</u> <u>06.98</u>	<u>04.99</u> <u>03.99</u>	<u>05.99</u> <u>04.99</u>	<u>06.99</u> <u>05.99</u>	<u>1-3.99</u> <u>1-3.98</u>	<u>1-6.99</u> <u>1-6.98</u>	PRODUCTION
132,2	121,2	106,4	127,2	312,4	115,5	TOTAL
150,3	125,7	108,1	111,5	336,4	131,2	BROAD LEAF
118,9	116,3	104,4	146,3	288,4	102,0	CONIFERS
127,8	118,1	103,0	128,6	304,2	110,9	1. INDUSTRIAL WOOD
125,5	117,5	102,8	127,3	306,2	110,4	1.1 Logs for mechanical processing
146,9	119,0	99,5	107,6	324,6	124,6	1.1.1 sawlogs of broad leaf
115,9	117,1	105,2	143,5	291,4	101,6	1.1.2 sawlogs from conifer
92,3	75,2	139,3	100,9	367,4	97,5	1.1.3 logs for veneer and bark
-	-	-	-	-	-	1.1.4 wood for woody plates
-	-	64,5	105,0	-	-	1.1.5 other wood for mech. processing
426,3	199,1	120,5	212,9	132,4	176,6	1.2 Wood for chemical processing
645,5	55,7	52,8	334,1	22,3	43,7	1.2.1 pulpwood from broad leaf
319,8	191,3	148,0	222,8	140,5	172,5	1.2.2 pulpwood from conifer
-	-	98,9	164,5	-	9 819,0	1.2.3 other wood for chem. processing
134,8	103,6	95,0	133,9	281,5	105,9	2. LUMBER
92,9	67,6	95,4	79,6	201,1	77,0	2.1 Mining timber from broadleaf
132,9	98,3	97,8	160,5	271,1	99,1	2.2 Mining timber from conifer
-	1,8	700,0	-	123,1	20,4	2.3 Posts of PTT and electricity
244,8	241,0	86,3	90,6	653,4	267,6	2.4 Other lumber
152,8	148,7	126,6	120,3	375,8	146,3	3. FIREWOOD




### 3 - 2.2 Indeksi proizvodnje, prodaje i zaliha šumskih proizvoda prema asortimanu (nastavak)

PRODAJA	<u>04.99</u>	<u>05.99</u>	<u>06.99</u>	<u>04.99</u>	<u>05.99</u>
	 98	 98	 98	04.98	05.98
<b>UKUPNO</b>	101,7	112,9	135,0	127,9	121,9
<b>LIŠCARA</b>	110,9	121,5	134,6	145,0	139,9
<b>CETINARA</b>	93,2	105,0	135,4	113,3	107,2
<b>1. INDUSTRIJSKO DRVO</b>	109,4	118,2	141,9	122,1	118,4
<b>1.1 Trupci za mehanicku preradu</b>	108,8	117,5	139,4	120,7	117,6
1.1.1 trupci za rezanje lišcara	145,4	145,2	156,5	133,4	136,2
1.1.2 trupci za rezanje cetinara	90,7	103,9	131,7	111,6	108,7
1.1.3 trupci za furnir i ljuštenje	125,3	125,0	111,6	178,1	79,1
1.1.4 drvo za drvene ploce	-	-	-	-	-
1.1.5 ostalo drvo za mehanicku prer.	-	-	-	-	-
<b>1.2 Drvo za hemijsku preradu</b>	172,4	199,6	394,5	487,8	202,8
1.2.1 celulozno drvo lišcara	71,8	36,6	59,7	-	303,8
1.2.2 celulozno drvo cetinara	162,9	217,2	457,5	304,9	153,9
1.2.3 ostalo drvo za hemijsku preradu	452,9	447,8	736,9	-	2095,2
<b>2. TEHNICKO DRVO</b>	117,8	119,6	143,5	122,7	111,1
<b>2.1 Rudnicko drvo lišcara</b>	78,2	105,7	112,9	74,2	118,3
<b>2.2 Rudnicko drvo cetinara</b>	113,8	106,7	143,7	109,4	90,9
<b>2.3 Stubovi za PTT i elektricne vodove</b>	1,5	10,8	33,0	1,0	12,2
<b>2.4 Ostalo tehnicko drvo</b>	193,8	236,9	183,4	747,0	418,0
<b>3. OGRIJEVNO DRVO</b>	74,4	94,8	111,9	166,9	141,2





3 - 2.2 Indices of production, sales and stocks of forest products  
by type  
(continued)

<u>06.99</u> 06.98	<u>04.99</u> 03.99	<u>05.99</u> 04.99	<u>06.99</u> 05.99	<u>1-3.99</u> 1-3.98	<u>1-6.99</u> 1-6.98	SALES
127,3	137,0	111,0	119,6	312,7	117,3	TOTAL
153,4	143,7	109,5	110,8	358,9	135,2	BROAD LEAF
110,2	130,4	112,6	128,9	269,7	102,7	CONIFERS
123,1	130,4	108,1	120,0	301,4	113,1	1. INDUSTRIAL WOOD
120,9	129,1	108,0	118,7	301,1	112,1	1.1 Logs for mechanical processing
155,3	134,1	99,8	107,8	350,7	130,9	1.1.1 sawlogs of broad leaf
107,7	126,4	114,5	126,7	268,8	101,8	1.1.2 sawlogs from conifer
99,1	106,9	99,7	89,3	313,9	105,4	1.1.3 logs for veneer and bark
-	-	-	-	-	-	1.1.4 wood for woody plates
-	-	64,5	105,0	-	-	1.1.5 other wood for mech. processing
375,1	389,3	115,8	197,7	365,1	262,6	1.2 Wood for chemical processing
330,8	100,6	51,0	163,3	50,5	74,5	1.2.1 pulpwood from broad leaf
299,7	389,1	133,3	210,7	461,7	228,3	1.2.2 pulpwood from conifer
-	-	98,9	164,5	-	9819,0	1.2.3 other wood for chem. processing
119,1	148,8	101,5	120,0	276,8	108,7	2. LUMBER
137,5	47,6	135,1	106,8	332,1	108,1	2.1 Mining timber from broadleaf
110,6	150,7	93,8	134,7	244,2	96,3	2.2 Mining timber from conifer
24,6	0,9	700,0	307,1	131,8	24,2	2.3 Posts of PTT and electricity
234,3	650,3	122,2	77,4	546,9	288,1	2.4 Other lumber
150,0	173,8	127,4	118,1	384,6	142,3	3. FIREWOOD

**3 - 2.2 Indeksi proizvodnje, prodaje i zaliha šumskih proizvoda  
prema asortimanu  
(nastavak)**


ZALIHE	<u>04.99</u>	<u>05.99</u>	<u>06.99</u>	<u>04.99</u>	<u>05.99</u>
	 98	 98	 98	04.98	05.98
<b>UKUPNO</b>	110,0	100,1	96,5	95,8	90,5
<b>LIŠCARA</b>	107,2	103,3	102,1	87,6	92,1
<b>CETINARA</b>	112,0	97,8	92,7	102,2	89,4
<b>1. INDUSTRIJSKO DRVO</b>	111,3	91,3	81,4	96,1	83,4
<b>1.1 Trupci za mehanicku preradu</b>	116,7	95,1	84,2	99,2	86,4
1.1.1 trupci za rezanje lišcara	115,1	99,9	91,4	97,4	96,5
1.1.2 trupci za rezanje cetinara	118,6	93,6	81,3	101,1	82,4
1.1.3 trupci za furnir i ljuštenje	-	-	-	-	-
1.1.4 drvo za drvene ploce	-	-	-	-	-
1.1.5 ostalo drvo za mehanicku prer.	-	-	-	-	-
<b>1.2 Drvo za hemijsku preradu</b>	14,5	21,8	31,3	17,4	22,6
1.2.1 celulozno drvo lišcara	1,2	1,8	17,2	1,4	2,1
1.2.2 celulozno drvo cetinara	23,0	34,5	40,3	27,5	33,0
1.2.3 ostalo drvo za hemijsku preradu	-	-	-	-	-
<b>2. TEHNICKO DRVO</b>	127,4	127,9	133,5	120,1	118,4
<b>2.1 Rudnicko drvo lišcara</b>	71,5	75,0	69,7	52,2	57,6
<b>2.2 Rudnicko drvo cetinara</b>	120,0	117,5	122,3	115,8	111,2
<b>2.3 Stubovi za PTT i elektricne vodove</b>	-	-	-	-	-
<b>2.4 Ostalo tehnicko drvo</b>	224,2	240,4	261,1	240,5	234,1
<b>3. OGRIJEVNO DRVO</b>	90,0	93,2	95,5	74,3	80,6

*3 - 2.2 Indices of production, sales and stocks of forest products  
by type  
(continued)*

<u>06.99</u> 06.98	<u>04.99</u> 03.99	<u>05.99</u> 04.99	<u>06.99</u> 05.99	 <u>1-3.99</u>  1-3.98	 <u>1-6.99</u>  1-6.98	STOCKS
91,8	102,5	91,0	96,5	104,8	98,4	TOTAL
89,8	96,0	96,4	98,8	99,0	93,9	BROAD LEAF
93,5	107,3	87,3	94,8	108,6	101,5	CONIFERS
83,9	103,6	82,0	89,2	107,5	97,6	1. INDUSTRIAL WOOD
87,1	106,6	81,5	88,5	115,2	102,8	1.1 Logs for mechanical processing
93,3	103,2	86,8	91,5	120,8	107,5	1.1.1 sawlogs of broad leaf
84,8	109,2	78,9	86,9	112,2	100,9	1.1.2 sawlogs from conifer
-	-	-	-	19,4	5,8	1.1.3 logs for veneer and bark
-	-	-	-	-	-	1.1.4 wood for woody plates
-	-	66,7	100,0	-	-	1.1.5 other wood for mech. processing
30,4	20,0	150,1	143,6	5,0	12,7	1.2 Wood for chemical processing
20,3	1,5	150,0	961,1	0,1	2,0	1.2.1 pulpwood from broad leaf
35,1	33,5	150,1	116,8	21,2	28,6	1.2.2 pulpwood from conifer
-	-	-	-	-	-	1.2.3 other wood for chem. processing
125,7	120,4	100,4	104,4	116,3	119,1	2. LUMBER
60,0	58,3	104,9	93,0	95,9	73,3	2.1 Mining timber from broadleaf
116,7	112,1	98,0	104,0	106,3	110,7	2.2 Mining timber from conifer
-	-	-	-	-	-	2.3 Posts of PTT and electricity
246,5	268,5	107,2	108,6	270,5	250,4	2.4 Other lumber
77,7	83,0	103,6	102,4	85,3	80,8	3. FIREWOOD


## 3 - 3.1 Proizvodnja, prodaja i zalihe šumskih proizvoda prema asortimanu

m<sup>3</sup>

PROIZVODNJA	 1998	04. 1998	05. 1998	06. 1998	01-06 1998
<b>UKUPNO</b>	105 106	104 067	105 492	116 539	538 010
<b>LIŠCARA</b>	54 384	51 801	46 843	47 682	265 301
<b>CETINARA</b>	50 805	52 266	58 649	68 857	272 709
<b>1. INDUSTRIJSKO DRVO</b>	74 873	79 864	83 015	93 178	415 283
<b>1.1 Trupci za mehanicku preradu</b>	69 742	75 662	75 075	82 496	385 723
1.1.1 trupci za rezanje lišcara	25 939	30 334	27 437	25 389	150 492
1.1.2 trupci za rezanje cetinara	42 918	44 458	46 807	55 750	230 152
1.1.3 trupci za furnir i ljuštenje	749	753	592	1 002	4 368
1.1.4 drvo za drvene ploce	-	-	-	-	-
1.1.5 ostalo drvo za mehanicku prer.	136	117	239	355	711
<b>1.2 Drvo za hemijsku preradu</b>	5 131	4 202	7 940	10 682	29 560
1.2.1 celulozno drvo lišcara	1 230	581	895	2 113	7 443
1.2.2 celulozno drvo cetinara	3 390	2 476	6 149	8 061	19 240
1.2.3 ostalo drvo za hemijsku preradu	512	1 145	896	508	2 877
<b>2. TEHNICKO DRVO</b>	4 979	5 687	5 861	5 293	25 278
<b>2.1 Rudnicko drvo lišcara</b>	648	345	198	390	1 923
<b>2.2 Rudnicko drvo cetinara</b>	4 116	4 971	5 111	4 599	21 715
<b>2.3 Stubovi za PTT i elektricne vodove</b>	158	270	501	277	1 244
<b>2.4 Ostalo tehnicko drvo</b>	56	101	51	27	396
<b>3. OGRIJEVNO DRVO</b>	25 254	18 516	16 616	18 068	97 449




3 - 3.1 Production, sales and stocks of forest products by type  
m<sup>3</sup>


 01-03.99	04. 1999	05. 1999	06. 1999	01-06 1999	PRODUCTION
71 686	131 324	119 546	136 684	602 613	TOTAL
44 413	74 609	64 705	67 517	340 069	BROAD LEAF
27 274	56 715	54 841	69 167	262 544	CONIFERS
52 836	98 775	90 267	101 608	449 157	1. INDUSTRIAL WOOD
50 759	92 808	85 775	92 827	423 688	1.1 Logs for mechanical processing
26 775	44 908	36 444	36 236	197 914	1.1.1 sawlogs of broad leaf
23 632	46 815	48 291	54 866	220 869	1.1.2 sawlogs from conifer
352	1 085	1 040	1 725	4 905	1.1.3 logs for veneer and bark
-	-	-	-	-	1.1.4 wood for woody plates
24			83	154	1.1.5 other wood for mech. processing
2 053	5 967	4 492	8 698	25 315	1.2 Wood for chemical processing
387	2 161	1 573	1 713	6 608	1.2.1 pulpwood from broad leaf
1 291	2 565	1 565	5 792	13 794	1.2.2 pulpwood from conifer
375	1 241	1 354	1 193	4 913	1.2.3 other wood for chem. processing
2 972	8 169	5 680	8 944	31 709	2. LUMBER
635	748	552	478	3 682	2.1 Mining timber from broadleaf
2 247	7 231	4 894	8 268	27 135	2.2 Mining timber from conifer
74	111	110	122	564	2.3 Posts of PTT and electricity
16	79	124	76	328	2.4 Other lumber
15 879	24 380	23 599	26 132	121 747	3. FIREWOOD

**3 - 3.1 Proizvodnja, prodaja i zalihe šumskih proizvoda prema asortimanu  
(nastavak)**

 m<sup>3</sup>


<b>PRODAJA</b>	 <b>1998</b>	<b>04. 1998</b>	<b>05. 1998</b>	<b>06. 1998</b>	<b>01-06 1998</b>
<b>UKUPNO</b>	103 945	107 416	110 400	121 822	497 116
<b>LIŠCARA</b>	52 318	45 140	47 403	54 100	228 924
<b>CETINARA</b>	51 626	62 276	62 997	67 722	268 192
<b>1. INDUSTRIJSKO DRVO</b>	74 561	90 821	92 644	97 056	409 048
<b>1.1 Trupci za mehanicku preradu</b>	69 202	85 395	84 586	88 725	382 458
1.1.1 trupci za rezanje lišcara	24 341	29 873	29 912	30 608	143 781
1.1.2 trupci za rezanje cetinara	43 966	54 474	53 880	57 017	234 247
1.1.3 trupci za furnir i ljuštenje	719	968	628	991	4 075
1.1.4 drvo za drvene ploce	-	0	0	0	0
1.1.5 ostalo drvo za mehanicku prer.	177	80	166	109	355
<b>1.2 Drvo za hemijsku preradu</b>	5 359	5 426	8 058	8 331	26 590
1.2.1 celulozno drvo lišcara	891	1 230	2 421	1 742	5 889
1.2.2 celulozno drvo cetinara	3 956	3 051	4 741	6 081	17 824
1.2.3 ostalo drvo za hemijsku preradu	512	1 145	896	508	2 877
<b>2. TEHNICKO DRVO</b>	3 995	4 792	4 666	5 177	17 631
<b>2.1 Rudnicko drvo lišcara</b>	494	290	251	450	1 535
<b>2.2 Rudnicko drvo cetinara</b>	3 299	3 887	3 863	4 564	14 372
<b>2.3 Stubovi za PTT i elektricne vodove</b>	151	514	501	136	1 328
<b>2.4 Ostalo tehnicko drvo</b>	51	101	51	27	396
<b>3. OGRIJEVNO DRVO</b>	25 389	11 803	13 090	19 589	70 437

3 - 3.1 Production, sales and stocks of forest products by type  
(continued)m<sup>3</sup>


 01-03.99	04. 1999	05. 1999	06. 1999	01-06 1999	SALES
48 616	101 308	122 608	142 954	512 718	TOTAL
27 055	60 689	71 009	74 945	287 809	BROAD LEAF
21 561	40 619	51 599	68 009	224 909	CONIFERS
38 786	83 228	96 712	111 456	407 754	1. INDUSTRIAL WOOD
37 507	80 389	92 972	102 433	388 314	1.1 Logs for mechanical processing
17 371	41 805	45 500	44 601	184 018	1.1.1 sawlogs of broad leaf
19 774	37 626	46 457	56 455	199 860	1.1.2 sawlogs from conifer
362	958	1 015	1 377	4 436	1.1.3 logs for veneer and bark
0					1.1.4 wood for woody plates
0	32		37	69	1.1.5 other wood for mech. processing
1 279	2 807	3 740	8 986	19 371	1.2 Wood for chemical processing
87	402	372	478	1 514	1.2.1 pulpwood from broad leaf
817	1 164	2 014	7 315	12 944	1.2.2 pulpwood from conifer
375	1 241	1 354	1 193	4 913	1.2.3 other wood for chem. processing
1 180	2 173	5 468	4 476	15 657	2. LUMBER
286	232	2 163	294	3 548	2.1 Mining timber from broadleaf
818	1 740	3 032	4 079	11 305	2.2 Mining timber from conifer
59	96	115	87	476	2.3 Posts of PTT and electricity
16	105	158	16	328	2.4 Other lumber
8 650	15 907	20 428	27 022	89 307	3. FIREWOOD

**3 - 3.1 Proizvodnja, prodaja i zalihe šumskih proizvoda prema asortimanu  
(nastavak)**




m<sup>3</sup>

ZALIHE	 1998	04. 1998	05. 1998	06. 1998	01-06 1998
<b>UKUPNO</b>	355 617	388 127	383 475	377 442	375 958
<b>LIŠCARA</b>	139 554	156 659	156 073	148 956	144 236
<b>CETINARA</b>	216 072	231 468	227 402	228 486	231 722
<b>1. INDUSTRIJSKO DRVO</b>	246 320	274 072	264 880	258 963	269 291
<b>1.1 Trupci za mehanicku preradu</b>	214 428	241 256	231 918	222 901	238 263
1.1.1 trupci za rezanje lišcara	68 194	79 171	76 674	68 660	74 722
1.1.2 trupci za rezanje cetinara	143 357	159 283	152 405	151 145	160 625
1.1.3 trupci za furnir i ljuštenje	2 030	1 983	1 947	1 958	1 983
1.1.4 drvo za drvene ploce	-	0	0	0	0
1.1.5 ostalo drvo za mehanicku prer.	847	819	892	1 138	934
<b>1.2 Drvo za hemijsku preradu</b>	31 893	32 816	32 962	36 062	31 028
1.2.1 celulozno drvo lišcara	4 177	4 606	3 080	3 451	3 502
1.2.2 celulozno drvo cetinara	27 716	28 210	29 882	32 611	27 526
1.2.3 ostalo drvo za hemijsku preradu	-	0	0	0	0
<b>2. TEHNICKO DRVO</b>	47 108	45 051	46 069	45 378	44 369
<b>2.1 Rudnicko drvo lišcara</b>	3 656	2 301	2 248	2 188	2 159
<b>2.2 Rudnicko drvo cetinara</b>	43 216	42 586	43 657	42 885	41 992
<b>2.3 Stubovi za PTT i elektricne vodove</b>	231	164	164	305	218
<b>2.4 Ostalo tehnicko drvo</b>	5	0	0	0	0
<b>3. OGRIJEVNO DRVO</b>	62 188	69 004	72 526	73 101	62 298

3 - 3.1 Production, sales and stocks of forest products by type  
(continued)m<sup>3</sup>

 01-03.99	04. 1999	05. 1999	06. 1999	01-06 1999	STOCKS
338 579	398 885	395 719	389 449	366 632	TOTAL
154 389	194 761	188 439	181 011	171 230	BROAD LEAF
187 523	204 124	207 280	208 438	197 069	CONIFERS
211 461	245 800	240 638	225 541	224 394	1. INDUSTRIAL WOOD
173 140	203 810	196 665	180 219	183 353	1.1 Logs for mechanical processing
66 460	83 418	74 507	60 710	69 669	1.1.1 sawlogs of broad leaf
103 631	118 245	119 956	116 959	111 009	1.1.2 sawlogs from conifer
1 995	2 147	2 202	2 550	2 147	1.1.3 logs for veneer and bark
0				0	1.1.4 wood for woody plates
1 054	1 056	1 056	1 102	1 063	1.1.5 other wood for mech. processing
38 321	40 934	42 917	44 220	40 506	1.2 Wood for chemical processing
3 997	6 020	7 221	8 456	5 615	1.2.1 pulpwood from broad leaf
34 324	34 914	35 696	35 764	34 891	1.2.2 pulpwood from conifer
0				0	1.2.3 other wood for chem. processing
54 573	60 147	59 147	56 725	56 623	2. LUMBER
9 390	10 253	8 624	2 101	8 191	2.1 Mining timber from broadleaf
44 758	49 565	50 284	54 290	48 069	2.2 Mining timber from conifer
364	293	237	272	316	2.3 Posts of PTT and electricity
62	36	2	62	48	2.4 Other lumber
72 544	92 938	95 934	107 183	85 615	3. FIREWOOD




**3 - 3.2 Indeksi proizvodnje, prodaje i zalihe šumskih proizvoda  
prema asortimanu**

PROIZVODNJA	<u>04.99</u>	<u>05.99</u>	<u>06.99</u>	<u>04.99</u>	<u>05.99</u>
	 98	 98	 98	04.98	05.98
<b>UKUPNO</b>	124,9	113,7	130,0	126,2	113,3
<b>LIŠCARA</b>	137,2	119,0	124,1	144,0	138,1
<b>CETINARA</b>	111,6	107,9	136,1	108,5	93,5
<b>1. INDUSTRIJSKO DRVO</b>	131,9	120,6	135,7	123,7	108,7
<b>1.1 Trupci za mehanicku preradu</b>	133,1	123,0	133,1	122,7	114,3
1.1.1 trupci za rezanje lišcara	173,1	140,5	139,7	148,0	132,8
1.1.2 trupci za rezanje cetinara	109,1	112,5	127,8	105,3	103,2
1.1.3 trupci za furnir i ljuštenje	144,9	138,9	230,3	144,1	175,7
1.1.4 drvo za drvene ploce	-	-	-	-	-
1.1.5 ostalo drvo za mehanicku prer.	-	-	61,1	-	-
<b>1.2 Drvo za hemijsku preradu</b>	116,3	87,5	169,5	142,0	56,6
1.2.1 celulozno drvo lišcara	175,7	127,9	139,3	371,9	175,8
1.2.2 celulozno drvo cetinara	75,7	46,2	170,9	103,6	25,5
1.2.3 ostalo drvo za hemijsku preradu	242,5	264,6	233,1	108,4	151,1
<b>2. TEHNICKO DRVO</b>	164,1	114,1	179,6	143,6	96,9
2.1 Rudnicko drvo lišcara	115,4	85,2	73,8	216,8	278,8
2.2 Rudnicko drvo cetinara	175,7	118,9	200,9	145,5	95,8
2.3 Stubovi za PTT i elektricne vodove	70,1	69,5	77,1	41,1	22,0
2.4 Ostalo tehnicko drvo	141,1	221,4	135,7	78,2	243,1
<b>3. OGRIJEVNO DRVO</b>	96,5	93,4	103,5	131,7	142,0

3 - 3.2 Indices of production, sales and stocks of forest products  
by type

<u>06.99</u> <u>06.98</u>	<u>04.99</u> <u>03.99</u>	<u>05.99</u> <u>04.99</u>	<u>06.99</u> <u>05.99</u>	<u>1-3.99</u> <u>1-3.98</u>	<u>1-6.99</u> <u>1-6.98</u>	PRODUCTION
117,3	127,9	91,0	114,3	101,5	112,0	TOTAL
141,6	127,3	86,7	104,3	112,0	128,2	BROAD LEAF
100,5	128,6	96,7	126,1	88,0	96,3	CONIFERS
109,0	128,5	91,4	112,6	99,5	108,2	1. INDUSTRIAL WOOD
112,5	125,9	92,4	108,2	99,9	109,8	1.1 Logs for mechanical processing
142,7	133,4	81,2	99,4	119,3	131,5	1.1.1 sawlogs of broad leaf
98,4	119,4	103,2	113,6	85,3	96,0	1.1.2 sawlogs from conifer
172,2	133,0	95,9	165,9	52,2	112,3	1.1.3 logs for veneer and bark
-	-	-	-	-	-	1.1.4 wood for woody plates
23,4	-	-	-	-	21,7	1.1.5 other wood for mech. processing
81,4	187,6	75,3	193,6	91,4	85,6	1.2 Wood for chemical processing
81,1	109,8	72,8	108,9	30,1	88,8	1.2.1 pulpwood from broad leaf
71,9	274,0	61,0	370,1	151,6	71,7	1.2.2 pulpwood from conifer
234,8	449,6	109,1	88,1	343,0	170,8	1.2.3 other wood for chem. processing
169,0	177,0	69,5	157,5	105,7	125,4	2. LUMBER
122,6	133,3	73,8	86,6	192,3	191,5	2.1 Mining timber from broadleaf
179,8	185,2	67,7	168,9	95,8	125,0	2.2 Mining timber from conifer
44,0	140,5	99,1	110,9	112,8	45,3	2.3 Posts of PTT and electricity
281,5	109,7	157,0	61,3	22,6	82,8	2.4 Other lumber
144,6	114,9	96,8	110,7	107,7	124,9	3. FIREWOOD

### 3 - 3.2 Indeksi proizvodnje, prodaje i zalihe šumskih proizvoda prema asortimanu (nastavak)




PRODAJA	<u>04.99</u>	<u>05.99</u>	<u>06.99</u>	<u>04.99</u>	<u>05.99</u>
	 98	 98	 98	04.98	05.98
<b>UKUPNO</b>	97,5	118,0	137,5	94,3	111,1
<b>LIŠCARA</b>	116,0	135,7	143,2	134,4	149,8
<b>CETINARA</b>	78,7	99,9	131,7	65,2	81,9
<b>1. INDUSTRIJSKO DRVO</b>	111,6	129,7	149,5	91,6	104,4
<b>1.1 Trupci za mehanicku preradu</b>	116,2	134,3	148,0	94,1	109,9
1.1.1 trupci za rezanje lišcara	171,8	186,9	183,2	139,9	152,1
1.1.2 trupci za rezanje cetinara	85,6	105,7	128,4	69,1	86,2
1.1.3 trupci za furnir i ljuštenje	133,3	141,2	191,6	99,0	161,6
1.1.4 drvo za drvene ploce	-	-	-	-	-
1.1.5 ostalo drvo za mehanicku prer.	18,0	-	20,9	40,0	-
<b>1.2 Drvo za hemijsku preradu</b>	52,4	69,8	167,7	51,7	46,4
1.2.1 celulozno drvo lišcara	45,1	41,7	53,6	32,7	15,4
1.2.2 celulozno drvo cetinara	29,4	50,9	184,9	38,2	42,5
1.2.3 ostalo drvo za hemijsku preradu	242,5	264,6	233,1	108,4	151,1
<b>2. TEHNICKO DRVO</b>	54,4	136,9	112,0	45,3	117,2
2.1 Rudnicko drvo lišcara	47,0	437,9	59,5	80,0	861,8
2.2 Rudnicko drvo cetinara	52,7	91,9	123,7	44,8	78,5
2.3 Stubovi za PTT i elektricne vodove	63,6	76,2	57,6	18,7	23,0
2.4 Ostalo tehnicko drvo	205,9	309,8	31,4	104,0	309,8
<b>3. OGRIJEVNO DRVO</b>	62,7	80,5	106,4	134,8	156,1







3 - 3.2 Indices of production, sales and stocks of forest products  
by type  
(continued)

<u>06.99</u> <u>06.98</u>	<u>04.99</u> <u>03.99</u>	<u>05.99</u> <u>04.99</u>	<u>06.99</u> <u>05.99</u>	<u>1-3.99</u> <u>1-3.98</u>	<u>1-6.99</u> <u>1-6.98</u>	SALES
117,3	125,7	121,0	116,6	92,6	103,1	TOTAL
138,5	139,3	117,0	105,5	98,6	125,7	BROAD LEAF
100,4	109,7	127,0	131,8	86,0	83,9	CONIFERS
114,8	126,1	116,2	115,2	90,5	99,7	1. INDUSTRIAL WOOD
115,4	125,8	115,7	110,2	90,9	101,5	1.1 Logs for mechanical processing
145,7	142,6	108,8	98,0	97,6	128,0	1.1.1 sawlogs of broad leaf
99,0	111,0	123,5	121,5	86,1	85,3	1.1.2 sawlogs from conifer
139,0	145,6	105,9	135,7	73,0	108,9	1.1.3 logs for veneer and bark
-	-	-	-	-	-	1.1.4 wood for woody plates
33,9	-	-	-	-	19,4	1.1.5 other wood for mech. processing
107,9	132,0	133,2	240,3	80,4	72,9	1.2 Wood for chemical processing
27,4	98,3	92,5	128,5	52,8	25,7	1.2.1 pulpwood from broad leaf
120,3	80,7	173,0	363,2	62,0	72,6	1.2.2 pulpwood from conifer
234,8	449,6	109,1	88,1	343,0	170,8	1.2.3 other wood for chem. processing
86,5	104,4	251,6	81,9	118,2	88,8	2. LUMBER
65,3	59,3	932,3	13,6	157,9	231,1	2.1 Mining timber from broadleaf
89,4	113,9	174,3	134,5	119,2	78,7	2.2 Mining timber from conifer
64,0	104,3	119,8	75,7	100,6	35,8	2.3 Posts of PTT and electricity
59,3	145,8	150,5	10,1	22,6	82,8	2.4 Other lumber
137,9	127,1	128,4	132,3	100,0	126,8	3. FIREWOOD

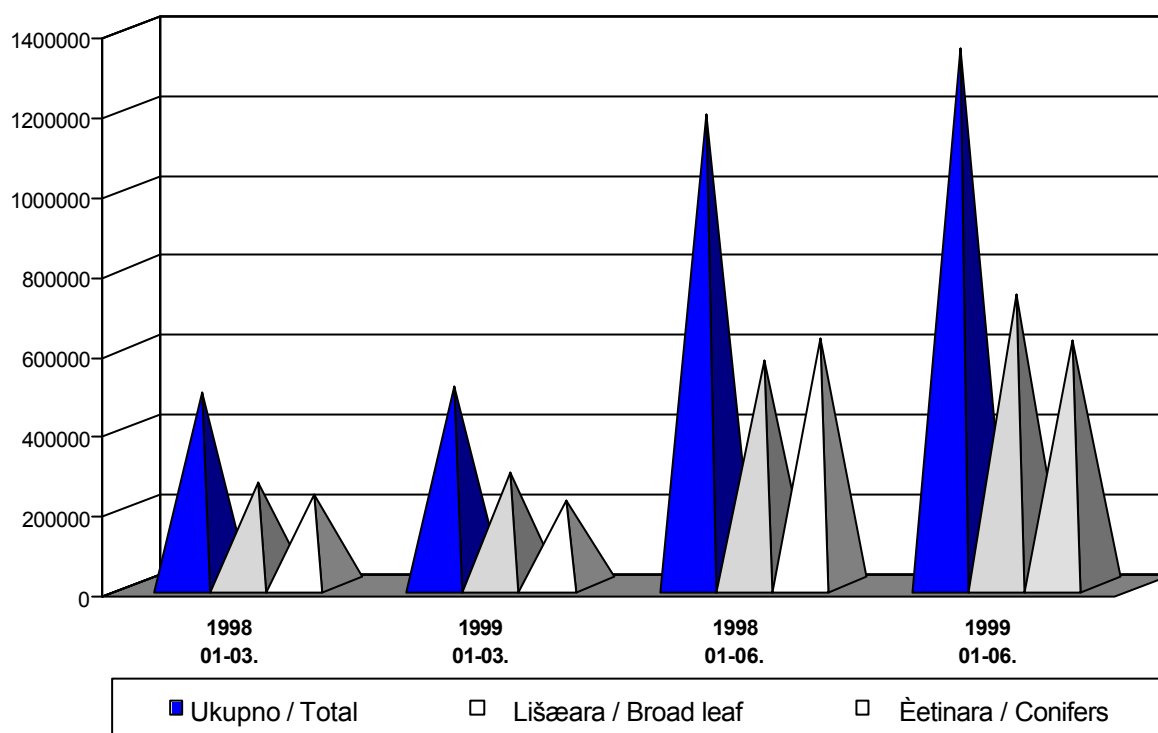
### 3 - 3.2 Indeksi proizvodnje, prodaje i zalihe šumskih proizvoda prema asortimanu (nastavak)

ZALIHE	<u>04.99</u>	<u>05.99</u>	<u>06.99</u>	<u>04.99</u>	<u>05.99</u>
	 98	 98	 98	04.98	05.98
<b>UKUPNO</b>	112,2	111,3	109,5	102,8	103,2
<b>LIŠCARA</b>	139,6	135,0	129,7	124,3	120,7
<b>CETINARA</b>	94,5	95,9	96,5	88,2	91,2
<b>1. INDUSTRIJSKO DRVO</b>	99,8	97,7	91,6	89,7	90,8
<b>1.1 Trupci za mehanicku preradu</b>	95,0	91,7	84,0	84,5	84,8
1.1.1 trupci za rezanje lišcara	122,3	109,3	89,0	105,4	97,2
1.1.2 trupci za rezanje cetinara	82,5	83,7	81,6	74,2	78,7
1.1.3 trupci za furnir i ljuštenje	105,8	108,5	125,6	108,3	113,1
1.1.4 drvo za drvene ploce	-	-	-	-	-
1.1.5 ostalo drvo za mehanicku prer.	124,7	124,7	130,1	128,9	118,4
<b>1.2 Drvo za hemijsku preradu</b>	128,3	134,6	138,7	124,7	130,2
1.2.1 celulozno drvo lišcara	144,1	172,9	202,5	130,7	234,4
1.2.2 celulozno drvo cetinara	126,0	128,8	129,0	123,8	119,5
1.2.3 ostalo drvo za hemijsku preradu	-	-	-	-	-
<b>2. TEHNICKO DRVO</b>	127,7	125,6	120,4	133,5	128,4
<b>2.1 Rudnicko drvo lišcara</b>	280,5	235,9	57,5	445,6	383,6
<b>2.2 Rudnicko drvo cetinara</b>	114,7	116,4	125,6	116,4	115,2
<b>2.3 Stubovi za PTT i elektricne vodove</b>	126,7	102,5	117,6	178,7	144,5
<b>2.4 Ostalo tehnicko drvo</b>	720,0	40,0	1240,0	-	-
<b>3. OGRIJEVNO DRVO</b>	149,4	154,3	172,4	134,7	132,3


3 - 3.2 Indices of production, sales and stocks of forest products  
by type  
(continued)

<u>06.99</u> <u>06.98</u>	<u>04.99</u> <u>03.99</u>	<u>05.99</u> <u>04.99</u>	<u>06.99</u> <u>05.99</u>	 <u>1-3.99</u>  <u>1-3.98</u>	 <u>1-6.99</u>  <u>1-6.98</u>	STOCKS
103,2	102,2	99,2	98,4	91,8	97,5	TOTAL
121,5	131,2	96,8	96,1	114,7	118,7	BROAD LEAF
91,2	84,5	101,5	100,6	80,0	85,0	CONIFERS
87,1	86,8	97,9	93,7	77,6	83,3	1. INDUSTRIAL WOOD
80,9	80,0	96,5	91,6	70,8	77,0	1.1 Logs for mechanical processing
88,4	105,2	89,3	81,5	89,1	93,2	1.1.1 sawlogs of broad leaf
77,4	68,5	101,4	97,5	62,1	69,1	1.1.2 sawlogs from conifer
130,2	103,2	102,6	115,8	99,6	108,3	1.1.3 logs for veneer and bark
-	-	-	-	-	-	1.1.4 wood for woody plates
96,8	115,0	100,0	104,4	114,9	113,8	1.1.5 other wood for mech. processing
122,6	144,3	104,8	103,0	136,3	130,5	1.2 Wood for chemical processing
245,0	147,4	120,0	117,1	121,4	160,3	1.2.1 pulpwood from broad leaf
109,7	143,8	102,2	100,2	138,3	126,8	1.2.2 pulpwood from conifer
-	-	-	-	-	-	1.2.3 other wood for chem. processing
125,0	131,6	98,3	95,9	126,2	127,6	2. LUMBER
96,0	453,5	84,1	24,4	453,0	379,3	2.1 Mining timber from broadleaf
126,6	114,7	101,5	108,0	109,3	114,5	2.2 Mining timber from conifer
89,2	129,6	80,9	114,8	162,4	145,1	2.3 Posts of PTT and electricity
-	-	5,6	3100,0	-	-	2.4 Other lumber
146,6	151,9	103,2	111,7	136,7	137,4	3. FIREWOOD

**ŠUMARSTVO U BiH / FORESTRY IN B&H**  
**Proizvodnja / Production**



**ŠUMARSTVO U BiH / FORESTRY IN B&H**  
**Učešća entiteta u proizvodnji BiH (%) / Share of entities in production BiH (%)**



## ***4. GRAĐEVINARSTVO CONSTRUCTION***

## **GRAĐEVINARSTVO**

### ***Metodološka objašnjenja***

Podaci u ovom biltenu dati su temeljem obrade statističkih podataka mjesečnog izvješća građevinarstva koji zavodima za statistiku u oba BiH entiteta dostavljaju poduzeca koja se bave građevinskim radovima.

Pod pojmom građevinski radovi obuhvaćene su djelatnosti: pripremni radovi na gradilištu (uključujući rušenje građevinskih objekata, zemljane radove i ispitivanje terena za gradnju); izgradnja objekata visokogradnje, niskogradnje i hidrogradnje (izgradnja kompletnih objekata ili njihovih dijelova, rekonstrukcija, dogradnja i održavanje objekata); svi instalacijski radovi (struja, voda, plin, grijanje, ventilacija i hlađenje); izolacioni radovi i završni građevinski radovi (fasaderski radovi, malterisanje, ugradnja stolarije, postavljanje podnih i zidnih obloga, molerski, staklarski i ostali završni radovi).

Grđevinski objekat je svaka nadzemna i podzemna gradnja kao i vodogradnja, koja u građevinskom smislu predstavlja odvojenu samostalnu cjelinu sa unaprijed određenom namjenom, a fiksirana je za određenu lokaciju.

Podaci o vrijednosti izvršenih radova računati su na bazi privremenih mjesečnih situacija i predstavljaju obracunatu vrijednost izvršenih radova, a ne vrijednost naplacenih radova. Vrijednost je data u tekucim cijenama, a iskazana je u tisućama KM. Ovaj podatak podložen je korekcijama pri izradi konacnih obracuna.

Podatak o izvršenim efektivnim satima rada predstavlja ukupan broj sati koji su ostvarili radnici na građevinskim objektima u izvještajnom mjesecu u redovitom i prekovremenom radu, bez obzira da li su placeni po satu, normi ili akordu.. U ovaj broj nisu uključeni sati rada inženjera i tehnicara.

Podatak o broju radnika odnosi se na stanje zaposlenih radnika posljednjeg dana u mjesecu na koji se podaci odnose, a ne uključuje radnike na administrativnim i inženjersko - tehničkim poslovima.

Za mjernje promjena podataka o radnoj snazi u građevinarstvu (broj izvršenih efektivnih radnih sati i broj radnika na gradilištima) računate su stope promjena u odnosu na prethodni mjesec za obje varijable. Podaci su računati prema slijedećoj formuli:

$$\text{S} = \{[\text{Vrijednost (t)} - \text{Vrijednost (t-1)}] / \text{Vrijednost (t-1)}\} \times 100$$

gdje (t) predstavlja vrijednosti iz tekućeg mjeseca, a (t-1) vrijednosti iz prethodnog mjeseca.

## **CONSTRUCTION**

### *Notes on methodology*

The data in this bulletin are gathered from monthly reports on construction, which are submitted to both entity Statistics Offices by construction companies.

The term “construction works” covers the following activities: preparatory works on building sites (including demolition of construction objects, land works and area exploration for building), buildings, civil engineering and hydraulic engineering (building complete objects or their parts, reconstruction, rebuilding and maintenance of objects); all installation works (electricity, water, gas, heating, ventilation and air devices); insulation works and final construction works (façade works, plastering with mortar, joiner’s trade, installing floor and wall linings, painting, glazing and other final works).

The construction object is any above-ground, underground or aquatic building, resulting from a separate and pre-visualised plan in a pre-determined, fixed location.

Data on the value of completed works is calculated on a monthly basis and represent the estimated value of work completed, and not the construction costs incurred to date.

The value is given at current prices, in thousands of convertible marks (KM). This data is subject to corrections after final calculations.

Data on effective hours completed represents the total number of hours that workers have spent on the building sites in a given month in regular and overtime work, independently of whether they are paid by the hour, norm or agreement.

This number does not include the hours worked by engineers and technicians.

Data on number of workers refer to the number of workers employed on the last day of the month to which the data are related.

This information does not include workers in the administrative, engineering or technical sector.

To calculate the change of data on employment in construction (number of completed effective working hours and number of workers on building sites) the rates of change in relation to the previous month for both variables were taken into account. Change is calculated according to the following formula:

$$\Delta = \{[\text{Value } t - \text{Value } (t-1)] / \text{Value } (t - 1)\} \times 100$$

Where Value (t) represents the value of the current month, and Value (t-1) the value from previous month.

#### 4 - 1.1 Vrijednost izvršenih građevinskih radova, izvršeni efektivni sati i broj radnika

*Value of completed construction works, completed effective hours and workers*

	* Vrijednost izvršenih radova / * Value of completed works	Izvršeni efektivni sati rada / Completed effective hours	Broj radnika na gradilištima / Number of employees on constr. site	± Vrijednosti izvršenih radova / ± Value of completed works	± Izvršenih efektivnih sati rada / ± Completed effective hours	± Broja radnika na gradilištima / ± Number of employees on constr. site	
<b>1998</b>							<b>1998</b>
Januar	19 025	1 312 635	9 215	-	-	-	January
Februar	18 462	1 470 554	9 435	-3	12	2	February
Mart	27 369	1 616 295	10 123	48	10	7	March
April	25 559	1 756 166	10 783	-7	9	7	April
Maj	35 504	2 030 476	11 917	39	16	11	May
Juni	39 179	2 281 463	12 669	10	12	6	June
Juli	49 565	2 483 497	13 551	27	9	7	July
Av gust	48 149	2 467 123	13 577	-3	-1	0	August
Septembar	52 029	2 764 497	15 294	8	12	13	September
Oktobar	51 475	2 743 650	15 602	-1	-1	2	October
Novembar	43 017	2 762 679	15 369	-16	1	-1	November
Decembar	43 657	2 387 100	13 449	1	-14	-12	December
1998	37 749	2 173 011	12 582	-	-	-	1998
01-03 1998	21 619	1 466 495	9 591	-	-	-	01-03 1998
01-06 1998	27 516	1 744 598	10 690	-	-	-	01-06 1998
<b>1999</b>							<b>1999</b>
Januar	16 629	1 240 746	7 585	-62	-48	-44	January
Februar	18 768	1 493 365	8 624	13	20	14	February
Mart	27 529	1 799 817	10 275	47	21	19	March
April	32 217	2 119 879	12 123	17	18	18	April
Maj	39 207	2 193 029	12 470	22	3	3	May
Juni	46 675	2 285 095	12 975	19	4	4	June
01-03 1999	22 921	1 511 309	8 828	-	-	-	01-03 1999
01-06 1999	30 170	1 855 322	10 675	-	-	-	01-06 1999

% promjene pojave prema prethodnom mjesecu / % monthly variation towards previous month

\* Vrijednost izvršenih radova data je u hilj. KM / Value of completed works, in thousand KM



#### 4 - 1.2 Indeksi vrijednosti izvršenih građevinskih radova, izvršenih efektivnih sati i broja radnika

*Indices of value of completed construction works, completed effective hours and workers*











	<u>01.1999</u> <u>01.1998</u>	<u>02.1999</u> <u>02.1998</u>	<u>03.1999</u> <u>03.1998</u>	<u>04.1999</u> <u>04.1998</u>	<u>05.1999</u> <u>05.1998</u>	<u>06.1999</u> <u>06.1998</u>	
Vrijednost izvršenih radova	44,1	49,7	72,9	85,3	103,9	123,6	Value of completed works
Izvršeni efektivni sati rada	57,1	68,7	82,8	97,6	100,9	105,2	Completed effective hours
Broj radnika na gradilištima	60,3	68,5	81,7	96,4	99,1	103,1	Number of employees on constr.site

	<u>01.1999</u> <u>01.1998</u>	<u>02.1999</u> <u>02.1998</u>	<u>03.1999</u> <u>03.1998</u>	<u>04.1999</u> <u>04.1998</u>	<u>05.1999</u> <u>05.1998</u>	<u>06.1999</u> <u>06.1998</u>	
Vrijednost izvršenih radova	87,4	101,7	100,6	126,0	110,4	119,1	Value of completed works
Izvršeni efektivni sati rada	94,5	101,6	111,4	120,7	108,0	100,2	Completed effective hours
Broj radnika na gradilištima	82,3	91,4	101,5	112,4	104,6	102,4	Number of employees on constr.site

	<u>01.1999</u> <u>12.1998</u>	<u>02.1999</u> <u>01.1999</u>	<u>03.1999</u> <u>02.1999</u>	<u>04.1999</u> <u>03.1999</u>	<u>05.1999</u> <u>04.1999</u>	<u>06.1999</u> <u>05.1999</u>	
Vrijednost izvršenih radova	38,1	112,9	146,7	117,0	121,7	119,0	Value of completed works
Izvršeni efektivni sati rada	52,0	120,4	120,5	117,8	103,5	104,2	Completed effective hours
Broj radnika na gradilištima	56,4	113,7	119,1	118,0	102,9	104,0	Number of employees on constr.site

#### 4 - 1.3 Učešća entiteta u vrijednosti izvršenih građevinskih radova, izvršenim efektivnim satima i broju radnika (%)

*Share of entities in value of completed construction works, completed effective hours and workers*

	Vrijednost izvršenih radova / Value of completed works		Izvršeni efektivni sati rada / Completed effective hours		Broj radnika na gradilištima / Number of employees on constr.site		
	Federacija BiH	Republika Srpska	Federacija BiH	Republika Srpska	Federacija BiH	Republika Srpska	
<b>1998</b>							<b>1998</b>
Januar	80,8	19,2	76,6	23,4	70,1	29,9	January
Februar	77,6	22,4	73,7	26,3	71,9	28,1	February
Mart	75,8	24,2	69,9	30,1	69,9	30,1	March
April	84,6	15,4	72,7	27,3	72,0	28,0	April
Maj	87,9	12,1	72,7	27,3	72,4	27,6	May
Juni	75,9	24,1	69,0	31,0	68,4	31,6	June
Juli	83,2	16,8	69,0	31,0	68,7	31,3	July
Avgust	76,7	23,3	68,0	32,0	67,5	32,5	August
Septembar	72,7	27,3	69,3	30,7	69,7	30,3	September
Oktobar	77,4	22,6	70,4	29,6	69,8	30,2	Oktober
Novembar	75,0	25,0	70,7	29,3	69,1	30,9	November
Decembar	79,9	20,1	68,8	31,2	68,0	32,0	December
 <b>1998</b>	78,6	21,4	70,5	29,5	69,6	30,4	 <b>1998</b>
 01-03 1998	77,8	22,2	73,2	26,8	70,6	29,4	 01-03 1998
 01-06 1998	80,6	19,4	72,1	27,9	70,7	29,3	 01-06 1998
<b>1999</b>							<b>1999</b>
Januar	90,1	9,9	76,8	23,2	74,1	25,9	January
Februar	86,5	13,5	70,5	29,5	71,1	28,9	February
Mart	74,5	25,5	65,1	34,9	63,8	36,2	March
April	78,2	21,8	66,9	33,1	66,3	33,7	April
Maj	72,9	27,1	65,2	34,8	64,6	35,4	May
Juni	72,4	27,6	62,7	37,3	64,6	35,4	June
 01-03 1999	75,2	24,8	70,1	29,9	69,1	30,9	 01-03 1999
 01-06 1999	76,9	23,1	67,0	33,0	66,8	33,2	 01-06 1999

#### 4 - 2.1 Vrijednost izvršenih građevinskih radova, izvršeni efektivni sati i broj radnika

*Value of completed construction works, completed effective hours and workers*

	* Vrijednost izvršenih radova /	Izvršeni efektivni sati rada /	Broj radnika na gradilištima/	% Vrijednosti izvršenih radova /	% Izvršenih efektivnih sati rada /	% Broja radnika na gradilištima/	
	* Value of completed works	Completed effective hours	Number of employees on constr.site	% Value of completed works	% Complete d effective hours	% Number of employees on constr.site	
<b>1998</b>							<b>1998</b>
Januar	15 377	1 006 121	6 456	-	-	-	January
Februar	14 328	1 083 516	6 782	-7	8	5	February
Mart	20 749	1 129 430	7 074	45	4	4	March
April	21 633	1 276 057	7 763	4	13	10	April
Maj	31 225	1 476 373	8 625	44	16	11	May
Juni	29 754	1 573 074	8 670	-5	7	1	June
Juli	41 215	1 713 340	9 310	39	9	7	July
Avgust	36 941	1 677 348	9 168	-10	-2	-2	August
Septembar	37 822	1 915 856	10 661	2	14	16	September
Oktobar	39 835	1 931 105	10 884	5	1	2	Oktober
Novembar	32 241	1 952 739	10 624	-19	1	-2	November
Decembar	34 878	1 642 778	9 139	8	-16	-14	December
<b>1998</b>	29 667	1 531 478	8 763	-	-	-	<b>1998</b>
01-03 1998	16 818	1 073 022	6 771	-	-	-	01-03 1998
01-06 1998	22 178	1 257 429	7 562	-	-	-	01-06 1998
<b>1999</b>							<b>1999</b>
Januar	14 977	952 437	5 618	-57	-42	-39	January
Februar	16 237	1 052 811	6 130	8	11	9	February
Mart	20 503	1 170 813	6 558	26	11	7	March
April	25 204	1 417 402	8 033	23	21	22	April
Maj	28 568	1 430 828	8 058	13	1	0	May
Juni	33 778	1 432 134	8 385	18	0	4	June
01-03 1999	17 239	1 058 687	6 102	-	-	-	01-03 1999
01-06 1999	23 211	1 242 738	7 130	-	-	-	01-06 1999

= % promjene pojave prema prethodnom mjesecu / % monthly variation towards previous month

\* Vrijednost izvršenih radova data je u hilj. KM / Value of completed works, in thousand KM

#### 4 - 2.2 Indeksi vrijednosti izvršenih građevinskih radova, izvršenih efektivnih sati i broja radnika

*Indices of value of completed construction works, completed effective hours and workers*

	<u>01.1999</u> 1998	<u>02.1999</u> 1998	<u>03.1999</u> 1998	<u>04.1999</u> 1998	<u>05.1999</u> 1998	<u>06.1999</u> 1998	
Vrijednost izvršenih radova	50,5	54,7	69,1	85,0	96,3	113,9	<i>Value of completed works</i>
Izvršeni efektivni sati rada	62,2	68,7	76,4	92,6	93,4	93,5	<i>Completed effective hours</i>
Broj radnika na gradilištima	64,1	70,0	74,8	91,7	92,0	95,7	<i>Number of employees on constr. site</i>

	<u>01.1999</u> 01.1998	<u>02.1999</u> 02.1998	<u>03.1999</u> 03.1998	<u>04.1999</u> 04.1998	<u>05.1999</u> 05.1998	<u>06.1999</u> 06.1998	
Vrijednost izvršenih radova	97,4	113,3	98,8	116,5	91,5	113,5	<i>Value of completed works</i>
Izvršeni efektivni sati rada	94,7	97,2	103,7	111,1	96,9	91,0	<i>Completed effective hours</i>
Broj radnika na gradilištima	87,0	90,4	92,7	103,5	93,4	96,7	<i>Number of employees on constr. site</i>

	<u>01.1999</u> 12.1998	<u>02.1999</u> 01.1999	<u>03.1999</u> 02.1999	<u>04.1999</u> 03.1999	<u>05.1999</u> 04.1999	<u>06.1999</u> 05.1999	
Vrijednost izvršenih radova	42,9	108,4	126,3	122,9	113,3	118,2	<i>Value of completed works</i>
Izvršeni efektivni sati rada	58,0	110,5	111,2	121,1	100,9	100,1	<i>Completed effective hours</i>
Broj radnika na gradilištima	61,5	109,1	107,0	122,5	100,3	104,1	<i>Number of employees on constr. site</i>

#### 4 - 3.1 Vrijednost izvršenih građevinskih radova, izvršeni efektivni sati i broj radnika

*Value of completed construction works, completed effective hours and workers*

	* Vrijednost izvršenih radova /  * Value of completed works	Izvršeni efektivni sati rada /  Completed effective hours	Broj radnika na gradilištima /  Number of employees on constr.site	% Vrijednosti izvršenih radova /  % Value of completed works	% Izvršenih efektivnih sati rada /  % Completed effective hours	% Broja radnika na gradilištima /  % Number of employees on constr.site	
<b>1998</b>							<b>1998</b>
Januar	3 648	306 514	2 759	-	-	-	January
Februar	4 134	387 038	2 653	13	26	-4	February
Mart	6 620	486 865	3 049	60	26	15	March
April	3 926	480 109	3 020	-41	-1	-1	April
Maj	4 279	554 103	3 292	9	15	9	May
Juni	9 425	708 389	3 999	120	28	21	June
Juli	8 350	770 157	4 241	-11	9	6	July
Avgust	11 208	789 775	4 409	34	3	4	August
Septembar	14 207	848 641	4 633	27	7	5	September
Oktoibar	11 640	812 545	4 718	-18	-4	2	October
Novembar	10 776	809 940	4 745	-7	0	1	November
Decembar	8 779	744 322	4 310	-19	-8	-9	December
1998	8 083	641 533	3 819	-	-	-	1998
01-03 1998	4 801	393 472	2 820	-	-	-	01-03 1998
01-06 1998	5 339	487 169	3 129	-	-	-	01-06 1998
<b>1999</b>							<b>1999</b>
Januar	1 652	288 309	1 967	-81	-61	-54	January
Februar	2 531	440 554	2 494	53	53	27	February
Mart	7 026	629 004	3 717	178	43	49	March
April	7 013	702 477	4 090	0	12	10	April
Maj	10 639	762 201	4 412	52	9	8	May
Juni	12 897	852 961	4 590	21	12	4	June
01-03 1999	5 682	452 622	2 726	-	-	-	01-03 1999
01-06 1999	6 960	612 584	3 545				01-06 1999

= % promjene pojave prema prethodnom mjesecu / % monthly variation towards previous month

\* Vrijednost izvršenih radova data je u hilj. KM / Value of completed works, in thousand KM

#### 4 - 3.2 Indeksi vrijednosti izvršenih građevinskih radova, izvršenih efektivnih sati i broja radnika

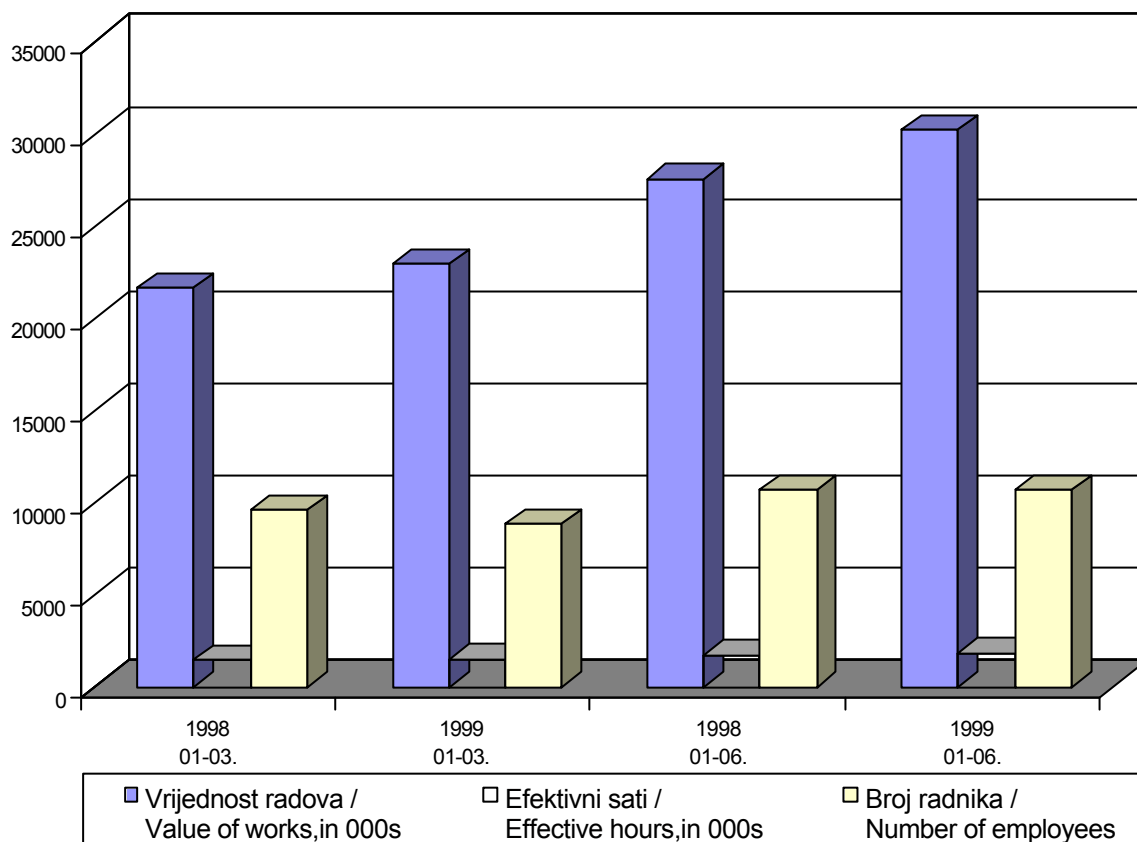
*Indices of value of completed construction works, completed effective hours and workers*

	<u>01.1999</u> <u>1998</u>	<u>02.1999</u> <u>1998</u>	<u>03.1999</u> <u>1998</u>	<u>04.1999</u> <u>1998</u>	<u>05.1999</u> <u>1998</u>	<u>06.1999</u> <u>1998</u>	
Vrijednost izvršenih radova	20,4	31,3	86,9	86,8	131,6	159,6	<i>Value of completed works</i>
Izvršeni efektivni sati rada	44,9	68,7	98,0	109,5	118,8	133,0	<i>Completed effective hours</i>
Broj radnika na gradilištima	51,5	65,3	97,3	107,1	115,5	120,2	<i>Number of employees on constr.site</i>

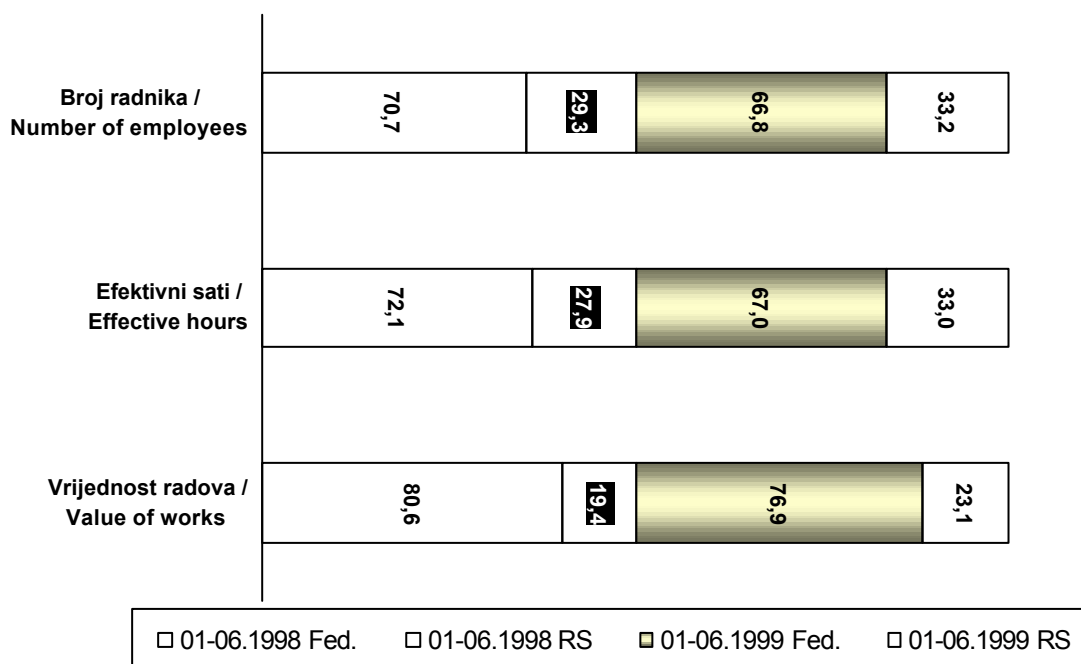
	<u>01.1999</u> <u>01.1998</u>	<u>02.1999</u> <u>02.1998</u>	<u>03.1999</u> <u>03.1998</u>	<u>04.1999</u> <u>04.1998</u>	<u>05.1999</u> <u>05.1998</u>	<u>06.1999</u> <u>06.1998</u>	
Vrijednost izvršenih radova	45,3	61,2	106,1	178,6	248,6	136,8	<i>Value of completed works</i>
Izvršeni efektivni sati rada	94,1	113,8	129,2	146,3	137,6	120,4	<i>Completed effective hours</i>
Broj radnika na gradilištima	71,3	94,0	121,9	135,4	134,0	114,8	<i>Number of employees on constr.site</i>

	<u>01.1999</u> <u>12.1998</u>	<u>02.1999</u> <u>01.1999</u>	<u>03.1999</u> <u>02.1999</u>	<u>04.1999</u> <u>03.1999</u>	<u>05.1999</u> <u>04.1999</u>	<u>06.1999</u> <u>05.1999</u>	
Vrijednost izvršenih radova	18,8	153,2	277,6	99,8	151,7	121,2	<i>Value of completed works</i>
Izvršeni efektivni sati rada	38,7	152,8	142,8	111,7	108,5	111,9	<i>Completed effective hours</i>
Broj radnika na gradilištima	45,6	126,8	149,0	110,0	107,9	104,0	<i>Number of employees on constr.site</i>

**GRAĐEVINARSTVO U BiH / CONSTRUCTION IN B&H**  
**Osnovni pokazatelji / Major indicators**



**GRAĐEVINARSTVO U BiH / CONSTRUCTION IN B&H**  
**Učešća entiteta u BiH (%) / Share of entities in BiH (%)**







***5. PRIJEVOZ I VEZE***  
***TRANSPORT AND***  
***COMMUNICATIONS***

## **PRIJEVOZ I VEZE**

### ***Metodološka objašnjenja***

Podaci o drumskom i željezničkom prometu dobiveni su obradom mjesečnih statističkih izvješća, koje su entitetski statistički zavodi prikupili od poduzeca i drugih poslovnih subjekata koji se bave prijevozom putnika i robe (tereta) u unutarnjem i međunarodnom prijevozu.

Za željeznički prijevoz u ovom biltenu su raspoloživi slijedeći pokazatelji: broj prevezenih putnika, tone prevezene robe (tereta) i broj putničkih i tonskih kilometara. Za drumski prijevoz, pored naprijed navedenih indikatora, raspoloživi su i podaci o pređenim kilometrima vozila .

U drumskom prometu nije obuhvaćen prijevoz putnika i robe koji, svojim prijevoznim sredstvima, poduzeca obavljaju za vlastite potrebe (interni prijevoz) .

Pod pojmom prijevoz u prometu, podrazumjeva se kretanje putnika ili tereta od jednog mjesta (mjesto ukrcaja) do drugog mjesta (mjesto iskrcaja) i predstavlja mjeru aktivnosti prijevoznih poduzeca.

Putnički kilometar je računata jedinica mjere koja uslovno predstavlja prijevoz 1 putnika na udaljenosti od 1 kilometra. Indikator - putnički kilometar je kompleksan indikator koji je računat i dostavljen od strane poduzeca – izvještajnih jedinica. Ovaj indikator iskazuje agregiranu jedinicu mjere broja prevezenih putnika u odnosu na predenu dionica puta. Radi se o mjeri fizickog obujma prijevoza i pokazatelj je rentabilnosti rada prijevoznog poduzeca.

Na isti način, tonski kilometar je jedinica mjere koja predstavlja prijevoz 1 tone robe na udaljenosti od 1 kilometra.

Gradski prijevoz predstavljen je podacima o pređenim kilometrima vozila i prevezenim putnicima na određenim gradskim linijama sa fiksiranim postajama i utvrđenim voznim redom. Podacima je obuhvaćen prijevoz putnika koji se obavlja gradskim autobusima, tramvajima i trolejbusima. U Republici Srpskoj ne postoje tramvajske i trolejbuske linije.

Oblast telekomunikacija u biltenu je predstavljena osnovnim indikatorima o poštanskom, telegramske i telefonske saobraćaju, a ulazni podaci dobiveni su temeljem mjesečnih izvješća poduzeca registriranih za tu djelatnost.

Podaci za pismonosne i paketske pošiljke u unutarnjem i međunarodnom prometu sadrže transvere: pisama, preporučenih pošiljki, vrijednosnih pisama i paketa primljenih za otpremu i prispjelih za dostavu i isporuku, bez tranzita, a uključena je i otprema časopisa i tiska upućena pretplatnicima.

Platni promet obuhvaća uplate i isplate poštanskim uplatnicama, žiro i tekucim računima, računskim knjižicama, štednim ulozima i sl., na poštanskim šalterima.

U unutarnjem brzojavnom prometu obuhvaćeni su samo otpremljeni brzojavi, a u međunarodnom prometu i otpremljeni i primljeni brzojavi.

Mjesni i međumjesni, unutrašnji telefonski razgovori, obuhvaćaju samo polazne, a međunarodni, polazne i dolazne razgovore.

Telegramski promet i telefonski razgovori iskazani su brojem impulsa, koji predstavlja tehničku jedinicu mjere za tu vrstu prometa.

Podaci o mobilnim telefonskim razgovorima odnose se samo na Federaciju BiH, obzirom da u Republici Srpskoj još uvijek nije uspostavljena mreža mobilne telefonije.

## **TRANSPORT AND COMMUNICATIONS**

### *Notes on methodologies*

Data on road and railway transport were obtained by processing monthly statistical surveys, which the entity Statistical Office collected from enterprises and other business units which provide domestic and international transport of passengers and goods.

For railway transport the following indicators are available in this bulletin: number of transported passengers, tons of transported goods (freight) and number of passengers and tons/kilometre.

For road transport, besides the above mentioned indicators, data are available on kilometres covered by means of transport.

Road transport does not include the transport of passengers and goods undertaken by firms for their own needs and with their own means.

By transport we mean the movement of passengers or cargo from one place (place of loading) to another (place of unloading).

Passenger kilometre is an indicator representing the transport of one passenger for the distance of one kilometre. This indicator is a complex one, which is calculated and delivered by firms. It is obtained from the aggregated number of transported passengers in relation to the distance of transportation. It concerns a measure of physical quantity of transport and is an indicator of rentability work of a transport company.

In the same way, ton kilometres is a unit which represents the transportation of one ton of goods for the distance of one kilometre.

Urban transport is represented by data on kilometres covered by means of transportation and transported passengers on certain urban lines with fixed stations and schedules drive time.

The data comprise transport of passengers on city buses, trams and trolley buses. Republika Srpska has neither trams nor trolley bus lines.

In the bulletin the area of telecommunications is presented by basic indicators on post, telegram and telephone traffic. Input data were obtained from monthly reports by firms, which are registered for these activities.

Data for letters and parcels in internal and international transport comprise: letters, special letters, valuable letters and parcels received for delivery, including delivery of magazines and newspapers sent to subscribers, excluding transit.

Payment of turnover comprises the payments at the post office window, postal invoices, giro and current accounts, accounting books and savings deposits.

Domestic telegraph service covers only delivered telegrams, while the international services covers both, delivered and received telegrams.



Local and inter-local domestic telephone calls, comprise only departure calls, while international calls comprise both outgoing and incoming calls.

Telegraph services and telephone calls are given by the number of telephone impulses, which represent a technical unit for this type of communication.

The data on mobile telephone calls refer only to the territory of the Federation, as the network for mobile telephony in Republika Srpska has not yet been established.

## 5 - 1.1 Drumski, gradski, željeznicki i poštansko-telefonski prijevoz

### A. Drumski i gradski prijevoz

	 1998	04. 1998	05. 1998	06. 1998	 01-06. 1998	01-06. 1998
<b>PRIJEVOZ ROBE</b>						
Predeni kilometri vozila, u hiljadama	3 221	2 987	3 257	3 366	2 877	17 263
Prevezeno tona robe, u hiljadama	159	135	142	157	129	772
Tonski kilometri, u hiljadama	32 765	32 500	34 089	35 850	29 503	177 015
<b>PRIJEVOZ PUTNIKA</b>						
Predeni kilometri vozila, u hiljadama	6 205	5 578	5 879	5 833	5 391	32 345
Prevezeni putnici, u hiljadama	3 506	3 383	3 037	3 062	2 751	16 508
Putnicki kilometri, u hiljadama	112 436	108 045	107 040	107 855	95 936	575 614
<b>GRADSKO - PRIGRADSKI SAOBRACAJ</b>						
Predeni kilometri vozila, u hilj.	3 879	4 360	4 441	4 352	4 241	25 447
Prevezeni putnici, u hiljadama	15 842	17 734	17 922	14 661	15 999	95 995

## 5 - 1.1 Highway, urban and railway transport and telecommunication services



## A. Highway and urban transport

04. 1999	05. 1999	06. 1999	01-06. 1999	01-06. 1999	
<i>GOODS TRANSPORT</i>					
2 492	2 978	3 311	2 565	15 387	<i>Vehicle-kilometers covered, in thous.</i>
131	146	174	138	829	<i>Tons of goods transported, in thous.</i>
26 642	28 859	31 153	25 756	154 533	<i>Metric tons kilometers, in thous.</i>
<i>PASSENGER TRANSPORT</i>					
6 040	6 104	6 029	5 951	35 703	<i>Vehicle-kilometers covered, in thous.</i>
2 930	2 892	2 743	2 703	16 216	<i>Passenger transported, in thousands</i>
89 270	99 981	105 856	94 961	569 763	<i>Passenger-kilometers, in thousands</i>
<i>URBAN - SUBURBAN TRANSPORT</i>					
4 252	4 262	4 203	4 286	25 714	<i>Vehicle-kilometers covered, in thous.</i>
19 070	19 745	17 766	18 508	111 050	<i>Passenger transported, in thousands</i>



## 5 - 1.1 Drumski, gradski, željeznički i poštansko-telefonski prijevoz

(nastavak)

### B. Željeznički prijevoz


	 1998	04. 1998	05. 1998	06. 1998	 01-06. 1998	01-06. 1998
<b>PRIJEVOZ ROBE</b>						
Prevezeno tona robe, u hiljadama	239,0	262,0	201,0	243,0	239,2	1 435,0
Tonski kilometri, u hiljadama	7 073,0	6 155,0	5 395,0	9 352,0	6 275,7	37 654,0
<b>PRIJEVOZ PUTNIKA</b>						
Prevezeni putnici, u hiljadama	145,0	125,0	130,0	140,0	137,7	826,0
Putnicki kilometri, u hiljadama	4 599,0	4 129,0	4 122,0	4 601,0	4 355,5	26 133,0

### C. Poštansko-telefonski prijevoz


	 1998	04. 1998	05. 1998	06. 1998	 01-06. 1998	01-06. 1998
Pismonosne pošiljke, u hiljadama	3 182,0	3 244,0	3 704,0	3 729,0	3 414,3	20 486,0
Paketske pošiljke, u hiljadama	12,0	8,0	8,0	10,0	10,0	60,0
Platni promet, u hiljadama	1 057,0	946,0	936,0	968,0	913,7	5 482,0
Telegramski impulsi, u hiljadama	66,0	34,0	29,0	36,0	33,0	198,0
Telefonski razgovori, u mil. Impulsa	606,0	614,0	582,0	622,0	310,2	1 861,0
Mobilni telefon. razgovori, u hilj.min.	2 291,0	2 009,0	2 220,0	2 509,0	1 973,8	11 843,0

5 - 1.1 Highway, urban and railway transport and telecommunication services  
(continued)

B. Railway transport




04. 1999	05. 1999	06. 1999	 01-06. 1999	01-06. 1999	
<i>GOODS TRANSPORT</i>					
272,0	255,0	246,0	265,5	1 593,0	<i>Tons of goods transported, in thous.</i>
8 762,0	8 906,0	7 264,0	8 605,8	51 635,0	<i>Metric tons kilometers, in thous.</i>
<i>PASSENGER TRANSPORT</i>					
128,0	130,0	152,0	134,3	806,0	<i>Passenger transported, in thousands</i>
3 895,0	3 431,0	5 125,0	4 364,2	26 185,0	<i>Passenger-kilometers, in thousands</i>

C. Postal and telecommunication services

04. 1999	05. 1999	06. 1999	 01-06. 1999	01-06. 1999	
3 924,0	6 392,0	4 766,0	4 507,0	27 042,0	<i>Number of letters, in thousands</i>
9,0	9,0	9,0	11,0	66,0	<i>Number of parcels, in thousands</i>
1 459,0	1 395,0	1 608,0	1 316,7	7 900,0	<i>Payment operations, in thousands</i>
25,0	19,0	15,0	24,4	147,0	<i>Telegraphic impulses, in thousands</i>
643,0	610,0	632,0	620,7	3 724,0	<i>Telephone calls, in milion impulses</i>
4 464,0	4 752,0	5 025,0	4 404,2	26 425,0	<i>Telef.calls by mobitel, in 000 minutes</i>

## 5 - 1.2 Indeksi drumskog, gradskog, željeznickog i poštansko-telefonskog prijevoza

### A. Drumski i gradski prijevoz

	<u>04.99</u> 	<u>05.99</u> 	<u>06.99</u> 	<u>04.99</u> 04.98	<u>05.99</u> 05.98
<b>PRIJEVOZ ROBE</b>					
Predeni kilometri vozila, u hiljadama	77,4	92,5	102,8	83,4	91,4
Prevezeno tona robe, u hiljadama	82,4	91,8	109,4	97,0	102,8
Tonski kilometri, u hiljadama	81,3	88,1	95,1	82,0	84,7
<b>PRIJEVOZ PUTNIKA</b>					
Predeni kilometri vozila, u hiljadama	97,3	98,4	97,2	108,3	103,8
Prevezeni putnici, u hiljadama	83,6	82,5	78,2	86,6	95,2
Putnicki kilometri, u hiljadama	79,4	88,9	94,1	82,6	93,4
<b>GRADSKO - PRIGRADSKI SAOBRACAJ</b>					
Predeni kilometri vozila, u hilj.	109,6	109,9	108,4	97,5	96,0
Prevezeni putnici, u hiljadama	120,4	124,6	112,1	107,5	110,2



5 - 1.2 Indices of highway, urban and railway transport and telecommunication services




A. Highway and urban transport

<u>06.99</u> 06.98	<u>04.99</u> 03.99	<u>05.99</u> 04.99	<u>06.99</u> 05.99	<u>1-6.99</u> 1-6.98	
<i>GOODS TRANSPORT</i>					
98,4	92,2	119,5	111,2	89,1	<i>Vehicle-kilometers covered, in thous.</i>
110,8	106,5	111,5	119,2	107,4	<i>Tons of goods transported, in thous.</i>
86,9	87,6	108,3	107,9	87,3	<i>Metric tons kilometers, in thous.</i>
<i>PASSENGER TRANSPORT</i>					
103,4	110,4	101,1	98,8	110,4	<i>Vehicle-kilometers covered, in thous.</i>
89,6	91,7	98,7	94,8	98,2	<i>Passenger transported, in thousands</i>
98,1	88,4	112,0	105,9	99,0	<i>Passenger-kilometers, in thousands</i>
<i>URBAN - SUBURBAN TRANSPORT</i>					
96,6	102,0	100,2	98,6	101,0	<i>Vehicle-kilometers covered, in thous.</i>
121,2	124,4	103,5	90,0	115,7	<i>Passenger transported, in thousands</i>




## 5 - 1.2 Indeksi drumskog, gradskog, željeznickog i poštansko-telefonskog prijevoza

(nastavak)

### B. Željeznicki prijevoz

	<u>04.99</u> 	<u>05.99</u> 	<u>06.99</u> 	<u>04.99</u> 04.98	<u>05.99</u> 05.98
<b>PRIJEVOZ ROBE</b>					
Prevezeno tona robe, u hiljadama	113,8	106,7	102,9	103,8	126,9
Tonski kilometri, u hiljadama	123,9	125,9	102,7	142,4	165,1
<b>PRIJEVOZ PUTNIKA</b>					
Prevezeni putnici, u hiljadama	88,3	89,7	104,8	102,4	100,0
Putnicki kilometri, u hiljadama	84,7	74,6	111,4	94,3	83,2

### C. Poštansko-telefonski prijevoz

	<u>04.99</u> 	<u>05.99</u> 	<u>06.99</u> 	<u>04.99</u> 04.98	<u>05.99</u> 05.98
Pismonosne pošiljke, u hiljadama	123,3	200,9	149,8	121,0	172,6
Paketske pošiljke, u hiljadama	75,0	75,0	75,0	112,5	112,5
Platni promet, u hiljadama	138,0	132,0	152,1	154,2	149,0
Telegramski impulsi, u hiljadama	37,9	28,8	22,7	73,5	65,5
Telefonski razgovori, u mil. Impulsa	106,1	100,7	104,3	104,7	104,8
Mobilni telefon. razgovori, u hilj. min.	-	-	-	-	-

5 - 1.2 Indices of highway, urban and railway transport and telecommunication services

(continued)

B. Railway transport

<u>06.99</u>	<u>04.99</u>	<u>05.99</u>	<u>06.99</u>	<u>1-6.99</u>	
06.98	03.99	04.99	05.99	1-6.98	
<i>GOODS TRANSPORT</i>					
101,2	92,8	93,8	96,5	111,0	<i>Tons of goods transported, in thous.</i>
77,7	108,0	101,6	81,6	137,1	<i>Metric tons kilometers, in thous.</i>
<i>PASSENGER TRANSPORT</i>					
108,6	89,5	101,6	116,9	97,6	<i>Passenger transported, in thousands</i>
111,4	85,9	88,1	149,4	100,2	<i>Passenger-kilometers, in thousands</i>

C. Postal and telecommunication services

<u>06.99</u>	<u>04.99</u>	<u>05.99</u>	<u>06.99</u>	<u>1-6.99</u>	
06.98	03.99	04.99	05.99	1-6.98	
127,8	118,1	162,9	74,6	132,0	Number of letters, in thousands
90,0	112,5	100,0	100,0	110,0	Number of parcels, in thousands
166,1	115,1	95,6	115,3	144,1	Payment operations, in thousands
41,7	131,6	76,0	78,9	74,2	Telegraphic impulses, in thousands
101,6	113,6	94,9	103,6	200,1	Telephone calls, in million impulses
-	-	-	-	-	Telef.calls by mobitel, in 000 minutes

### 5 - 1.3 Učešća entiteta u drumskom, gradskom, željezničkom i poštansko-telefonskom prometu (%)

#### A. Drumski i gradski prijevoz

	1998		01-06. 1998		04. 1999	
	Fed.BiH	RS	Fed.BiH	RS	Fed.BiH	RS
<b>PRIJEVOZ ROBE</b>						
Predeni kilometri vozila, u hiljadama	69,8	30,2	70,1	29,9	67,1	32,9
Prevezeno tona robe, u hiljadama	71,1	28,9	69,4	30,6	77,9	22,1
Tonski kilometri, u hiljadama	69,5	30,5	70,9	29,1	63,7	36,3
<b>PRIJEVOZ PUTNIKA</b>						
Predeni kilometri vozila, u hiljadama	62,0	38,0	58,4	41,6	66,1	33,9
Prevezeni putnici, u hiljadama	53,9	46,1	43,7	56,3	49,1	50,9
Putnicki kilometri, u hiljadama	50,0	50,0	46,1	53,9	49,8	50,2
<b>GRADSKO - PRIGRADSKI SAOBRAĆAJ</b>						
Predeni kilometri vozila, u hilj.	86,9	13,1	85,4	14,6	85,2	14,8
Prevezeni putnici, u hiljadama	97,3	2,7	96,8	3,2	96,8	3,2

5 - 1.3 Share of entities in highway, urban and railway transport and telecommunication services (%)

A. Highway and urban transport

05. 1999		06. 1999		01-06. 1999		
Fed.BiH	RS	Fed.BiH	RS	Fed.BiH	RS	
<i>GOODS TRANSPORT</i>						
61,9	38,1	69,5	30,5	69,0	31,0	<i>Vehicle-kilometers covered, in thous.</i>
76,7	23,3	71,3	28,7	74,5	25,5	<i>Tons of goods transported, in thous.</i>
61,8	38,2	67,7	32,3	67,5	32,5	<i>Metric tons kilometers, in thous.</i>
<i>PASSENGER TRANSPORT</i>						
64,3	35,7	63,9	36,1	62,7	37,3	<i>Vehicle-kilometers covered, in thous.</i>
46,8	53,2	46,9	53,1	47,9	52,1	<i>Passenger transported, in thousands</i>
53,7	46,3	48,6	51,4	50,7	49,3	<i>Passenger-kilometers, in thousands</i>
<i>URBAN - SUBURBAN TRANSPORT</i>						
84,7	15,3	85,6	14,4	85,9	14,1	<i>Vehicle-kilometers covered, in thous.</i>
97,2	2,8	97,3	2,7	97,2	2,8	<i>Passenger transported, in thousands</i>

**5 - 1.3 Učešća entita u drumskom, gradskom, željezničkom i poštansko-telefonskom prometu (%)**

(nastavak)

**B. Željeznički prijevoz**

	1998		01-06. 1998		04. 1999	
	Fed.BiH	RS	Fed.BiH	RS	Fed.BiH	RS
<b>PRIJEVOZ ROBE</b>						
Prevezeno tona robe, u hiljadama	90,8	9,2	94,8	5,2	88,6	11,4
Tonski kilometri, u hiljadama	85,5	14,5	89,2	10,8	77,3	22,7
<b>PRIJEVOZ PUTNIKA</b>						
Prevezeni putnici, u hiljadama	10,3	89,7	11,4	88,6	10,2	89,8
Putnicki kilometri, u hiljadama	9,3	90,7	8,4	91,6	13,7	86,3

**C. Poštansko-telefonski prijevoz**

	1998		01-06. 1998		04. 1999	
	Fed.BiH	RS	Fed.BiH	RS	Fed.BiH	RS
Pismonosne pošiljke, u hiljadama	72,8	27,2	76,9	23,1	74,8	25,2
Paketske pošiljke, u hiljadama	66,7	33,3	66,7	33,3	88,9	11,1
Platni promet, u hiljadama	60,1	39,9	63,5	36,5	54,9	45,1
Telegramski impulsi, u hiljadama	50,0	50,0	9,1	90,9	64,0	36,0
Telefonski razgovori, u mil. Impulsa	47,4	52,6	89,8	10,2	49,5	50,5
Mobilni telefon. razgovori, u hilj. min.	100,0	0,0	100,0	0,0	100,0	0,0

5 - 1.3 Share of entities in highway, urban and railway transport and telecommunication services (%)

(continued)





B. Railway transport

05. 1999		06. 1999		01-06. 1999		
Fed.BiH	RS	Fed.BiH	RS	Fed.BiH	RS	
<i>GOODS TRANSPORT</i>						
89,8	10,2	87,0	13,0	90,1	9,9	<i>Tons of goods transported, in thous.</i>
73,1	26,9	71,8	28,2	81,0	19,0	<i>Metric tons kilometers, in thous.</i>
<i>PASSENGER TRANSPORT</i>						
10,8	89,2	9,9	90,1	10,0	90,0	<i>Passenger transported, in thousands</i>
9,6	90,4	14,5	85,5	14,2	85,8	<i>Passenger-kilometers, in thousands</i>

C. Postal and telecommunication services

05. 1999		06. 1999		01-06. 1999		
Fed.BiH	RS	Fed.BiH	RS	Fed.BiH	RS	
85,1	14,9	76,9	23,1	77,9	22,1	<i>Number of letters, in thousands</i>
88,9	11,1	88,9	11,1	83,3	16,7	<i>Number of parcels, in thousands</i>
53,6	46,4	54,9	45,1	51,4	48,6	<i>Payment operations, in thousands</i>
57,9	42,1	26,7	73,3	57,7	42,3	<i>Telegraphic impulses, in thousands</i>
51,8	48,2	53,0	47,0	50,8	49,2	<i>Telephone calls, in milion impulses</i>
100,0	0,0	100,0	0,0	100,0	0,0	<i>Telef.calls by mobitel, in 000 minutes</i>


**5 - 2.1 Drumski, gradski, željeznicki i poštansko-telefonski prijevoz****A. Drumski i gradski prijevoz**

	 1998	04. 1998	05. 1998	06. 1998	   1998	01-06. 1998
<b>PRIJEVOZ ROBE</b>						
Predeni kilometri vozila, u hiljadama	2 247	2 050	2 261	2 257	2 017	12 101
Prevezeno tona robe, u hiljadama	113	93	97	108	89	536
Tonski kilometri, u hiljadama	22 786	21 378	22 934	23 357	20 905	125 427
<b>PRIJEVOZ PUTNIKA</b>						
Predeni kilometri vozila, u hiljadama	3 847	3 301	3 435	3 447	3 149	18 893
Prevezeni putnici, u hiljadama	1 889	1 758	1 245	1 451	1 202	7 210
Putnicki kilometri, u hiljadama	56 254	56 127	49 249	49 135	44 254	265 523
<b>GRADSKO - PRIGRADSKI SAOBRACAJ</b>						
Predeni kilometri vozila, u hilj.	3 371,0	3 722,0	3 765,0	3 699,0	3 622,3	21 734,0
Prevezeni putnici, u hiljadama	15 418,0	17 169,0	17 373,0	14 122,0	15 494,8	92 969,0



## 5 - 2.1 Highway, urban and railway transport and telecommunication services

## A. Highway and urban transport

04. 1999	05. 1999	06. 1999	 1999	01-06. 1999	
<i>GOODS TRANSPORT</i>					
1 672	1 844	2 302	1 769	10 616	<i>Vehicle-kilometers covered, in thous.</i>
102	112	124	103	618	<i>Tons of goods transported, in thous.</i>
16 980	17 826	21 086	17 391	104 345	<i>Metric tons kilometers, in thous.</i>
<i>PASSENGER TRANSPORT</i>					
3 991	3 927	3 852	3 729	22 371	<i>Vehicle-kilometers covered, in thous.</i>
1 440	1 354	1 286	1 294	7 763	<i>Passenger transported, in thousands</i>
44 416	53 708	51 490	48 145	288 871	<i>Passenger-kilometers, in thousands</i>
<i>URBAN - SUBURBAN TRANSPORT</i>					
3 624,0	3 610,0	3 597,0	3 682,3	22 094,0	<i>Vehicle-kilometers covered, in thous.</i>
18 456,0	19 195,0	17 292,0	17 982,3	107 894,0	<i>Passenger transported, in thousands</i>

## 5 - 2.1 Drumski, gradski, željeznički i poštansko-telefonski prijevoz

(nastavak)

### B. Željeznički prijevoz

	01-03. 1998	04. 1998	05. 1998	06. 1998	01-06. 1998	01-06. 1998
<b>PRIJEVOZ ROBE</b>						
Prevezeno tona robe, u hiljadama	217,0	252,0	184,0	226,0	226,7	1 360,0
Tonski kilometri, u hiljadama	6 049,0	5 891,0	4 138,0	7 715,0	5 597,3	33 584,0
<b>PRIJEVOZ PUTNIKA</b>						
Prevezeni putnici, u hiljadama	15,0	15,0	15,0	13,0	15,7	94,0
Putnicki kilometri, u hiljadama	427,0	320,0	301,0	383,0	364,5	2 187,0

### C. Poštansko-telefonski prijevoz

	01-03. 1998	04. 1998	05. 1998	06. 1998	01-06. 1998	01-06. 1998
Pismonosne pošiljke, u hiljadama	2 318,0	2 429,0	2 917,0	2 935,0	2 627,2	15 763,0
Paketske pošiljke, u hiljadama	8,0	5,0	5,0	6,0	6,7	40,0
Platni promet, u hiljadama	635,0	608,0	615,0	645,0	580,2	3 481,0
Telegramski impulsi, u hiljadama	33,0	2,0	2,0	3,0	3,0	18,0
Telefonski razgovori, u mil. Impulsa	287,0	292,0	273,0	275,0	278,5	1 671,0
Mobilni telefon. razgovori, u hilj.min.	2 291,0	2 009,0	2 220,0	2 509,0	1 973,8	11 843,0

5 - 2.1 Highway, urban and railway transport and telecommunication services  
(continued)

B. Railway transport




04. 1999	05. 1999	06. 1999	01-06. 1999	01-06. 1999	
<i>GOODS TRANSPORT</i>					
241,0	229,0	214,0	239,2	1 435,0	<i>Tons of goods transported, in thous.</i>
6 773,0	6 511,0	5 214,0	6 967,7	41 806,0	<i>Metric tons kilometers, in thous.</i>
<i>PASSENGER TRANSPORT</i>					
13,0	14,0	15,0	13,5	81,0	<i>Passenger transported, in thousands</i>
532,0	331,0	743,0	621,2	3 727,0	<i>Passenger-kilometers, in thousands</i>

C. Postal and telecommunication services

04. 1999	05. 1999	06. 1999	01-06. 1999	01-06. 1999	
2 936,0	5 437,0	3 665,0	3 510,2	21 061,0	<i>Number of letters, in thousands</i>
8,0	8,0	8,0	9,2	55,0	<i>Number of parcels, in thousands</i>
801,0	748,0	882,0	676,2	4 057,0	<i>Payment operations, in thousands</i>
16,0	11,0	4,0	14,1	85,0	<i>Telegraphic impulses, in thousands</i>
318,0	316,0	335,0	315,2	1 891,0	<i>Telephone calls, in milion impulses</i>
4 464,0	4 752,0	5 025,0	4 404,2	26 425,0	<i>Telef. calls by mobitel, in 000 minutes</i>

## 5 - 2.2 Indeksi drumskog, gradskog, željeznickog i poštansko-telefonskog prijevoza

### A. Drumski i gradski prijevoz

	<u>04.99</u> 	<u>05.99</u> 	<u>06.99</u> 	<u>04.99</u> <u>04.98</u>	<u>05.99</u> <u>05.98</u>
<b>PRIJEVOZ ROBE</b>					
Predeni kilometri vozila, u hiljadama	74,4	82,1	102,4	81,6	81,6
Prevezeno tona robe, u hiljadama	90,3	99,1	109,7	109,7	115,5
Tonski kilometri, u hiljadama	74,5	78,2	92,5	79,4	77,7
<b>PRIJEVOZ PUTNIKA</b>					
Predeni kilometri vozila, u hiljadama	103,7	102,1	100,1	120,9	114,3
Prevezeni putnici, u hiljadama	76,2	71,7	68,1	81,9	108,8
Putnicki kilometri, u hiljadama	79,0	95,5	91,5	79,1	109,1
<b>GRADSKO - PRIGRADSKI SAOBRACAJ</b>					
Predeni kilometri vozila, u hilj.	107,5	107,1	106,7	97,4	95,9
Prevezeni putnici, u hiljadama	119,7	124,5	112,2	107,5	110,5

5 - 2.2 Indices of highway, urban and railway transport and telecommunication services

A. Highway and urban transport

<u>06.99</u> <u>06.98</u>	<u>04.99</u> <u>03.99</u>	<u>05.99</u> <u>04.99</u>	<u>06.99</u> <u>05.99</u>	<u>1-6.99</u> <u>1-6.98</u>	
<i>GOODS TRANSPORT</i>					
102,0	83,7	110,3	124,8	87,7	<i>Vehicle-kilometers covered, in thous.</i>
114,8	121,4	109,8	110,7	115,3	<i>Tons of goods transported, in thous.</i>
90,3	76,6	105,0	118,3	83,2	<i>Metric tons kilometers, in thous.</i>
<i>PASSENGER TRANSPORT</i>					
111,7	129,5	98,4	98,1	118,4	<i>Vehicle-kilometers covered, in thous.</i>
88,6	84,2	94,0	95,0	107,7	<i>Passenger transported, in thousands</i>
104,8	78,4	120,9	95,9	108,8	<i>Passenger-kilometers, in thousands</i>
<i>URBAN - SUBURBAN TRANSPORT</i>					
97,2	102,8	99,6	99,6	101,7	<i>Vehicle-kilometers covered, in thous.</i>
122,4	125,3	104,0	90,1	116,1	<i>Passenger transported, in thousands</i>

## 5 - 2.2 Indeksi drumskog, gradskog, željeznickog i poštansko-telefonskog prijevoza

(nastavak)

### B. Željeznicki prijevoz

	<u>04.99</u> ()□◀▶▶▶	<u>05.99</u> ()□◀▶▶▶	<u>06.99</u> ()□◀▶▶▶	<u>04.99</u> 04.98	<u>05.99</u> 05.98
<b>PRIJEVOZ ROBE</b>					
Prevezeno tona robe, u hiljadama	111,1	105,5	98,6	95,6	124,5
Tonski kilometri, u hiljadama	112,0	107,6	86,2	115,0	157,3
<b>PRIJEVOZ PUTNIKA</b>					
Prevezeni putnici, u hiljadama	86,7	93,3	100,0	86,7	93,3
Putnicki kilometri, u hiljadama	124,6	77,5	174,0	166,3	110,0

### C. Poštansko-telefonski prijevoz

	<u>04.99</u> □◀▶▶▶	<u>05.99</u> □◀▶▶▶	<u>06.99</u> □◀▶▶▶	<u>04.99</u> 04.98	<u>05.99</u> 05.98
Pismonosne pošiljke, u hiljadama	126,7	234,6	158,1	120,9	186,4
Paketske pošiljke, u hiljadama	100,0	100,0	100,0	160,0	160,0
Platni promet, u hiljadama	126,1	117,8	138,9	131,7	121,6
Telegramski impulsi, u hiljadama	48,5	33,3	12,1	800,0	550,0
Telefonski razgovori, u mil. Impulsa	110,8	110,1	116,7	108,9	115,8
Mobilni telefon. razgovori, u hilj.min.	-	-	-	-	-

5 - 2.2 Indices of highway, urban and railway transport and telecommunication services

(continued)

B. Railway transport



<u>06.99</u> 06.98	<u>04.99</u> 03.99	<u>05.99</u> 04.99	<u>06.99</u> 05.99	<u>1-6.99</u> 1-6.98	
<i>GOODS TRANSPORT</i>					
94,7	90,9	95,0	93,4	105,5	<i>Tons of goods transported, in thous.</i>
67,6	104,8	96,1	80,1	124,5	<i>Metric tons kilometers, in thous.</i>
<i>PASSENGER TRANSPORT</i>					
115,4	81,3	107,7	107,1	86,2	<i>Passenger transported, in thousands</i>
194,0	169,4	62,2	224,5	170,4	<i>Passenger-kilometers, in thousands</i>

C. Postal and telecommunication services

<u>06.99</u> 06.98	<u>04.99</u> 03.99	<u>05.99</u> 04.99	<u>06.99</u> 05.99	<u>1-6.99</u> 1-6.98	
124,9	126,9	185,2	67,4	133,6	<i>Number of letters, in thousands</i>
133,3	133,3	100,0	100,0	137,5	<i>Number of parcels, in thousands</i>
136,7	138,6	93,4	117,9	116,5	<i>Payment operations, in thousands</i>
133,3	400,0	68,8	36,4	472,2	<i>Telegraphic impulses, in thousands</i>
121,8	119,5	99,4	106,0	113,2	<i>Telephone calls, in milion impulses</i>
-	-	-	-	-	<i>Telef. calls by mobitel, in 000 minutes</i>

## 5 - 3.1 Drumski, gradski, željeznički i poštansko-telefonski prijevoz


### A. Drumski i gradski prijevoz

	 1998	04. 1998	05. 1998	06. 1998	 01-06. 1998	01-06. 1998
<b>PRIJEVOZ ROBE</b>						
Predeni kilometri vozila, u hiljadama	974,0	937,0	996,0	1 109,0	860,3	5 162,0
Prevezeno tona robe, u hiljadama	46,0	42,0	45,0	49,0	39,3	236,0
Tonski kilometri, u hiljadama	9 979,0	11 122,0	11 155,0	12 493,0	8 598,0	51 588,0
<b>PRIJEVOZ PUTNIKA</b>						
Predeni kilometri vozila, u hiljadama	2 358,0	2 277,0	2 444,0	2 386,0	2 242,0	13 452,0
Prevezeni putnici, u hiljadama	1 617,0	1 625,0	1 792,0	1 611,0	1 549,7	9 298,0
Putnicki kilometri, u hiljadama	56 182,0	51 918,0	57 791,0	58 720,0	51 681,8	310 091,0
<b>GRADSKO - PRIGRADSKI SAOBRAĆAJ</b>						
Predeni kilometri vozila, u hilj.	508,0	638,0	676,0	653,0	618,8	3 713,0
Prevezeni putnici, u hiljadama	424,0	565,0	549,0	539,0	504,3	3 026,0



## 5 - 3.1 Highway, urban and railway transport and telecommunication services



## A. Highway and urban transport

04. 1999	05. 1999	06. 1999	 01-06. 1999	01-06. 1999	
<i>GOODS TRANSPORT</i>					
820,0	1 134,0	1 009,0	795,2	4 771,0	<i>Vehicle-kilometers covered, in thous.</i>
29,0	34,0	50,0	35,2	211,0	<i>Tons of goods transported, in thous.</i>
9 662,0	11 033,0	10 067,0	8 364,7	50 188,0	<i>Metric tons kilometers, in thous.</i>
<i>PASSENGER TRANSPORT</i>					
2 049,0	2 177,0	2 177,0	2 222,0	13 332,0	<i>Vehicle-kilometers covered, in thous.</i>
1 490,0	1 538,0	1 457,0	1 408,8	8 453,0	<i>Passenger transported, in thousands</i>
44 854,0	46 273,0	54 366,0	46 815,3	280 892,0	<i>Passenger-kilometers, in thousands</i>
<i>URBAN - SUBURBAN TRANSPORT</i>					
628,0	652,0	606,0	603,3	3 620,0	<i>Vehicle-kilometers covered, in thous.</i>
614,0	550,0	474,0	526,0	3 156,0	<i>Passenger transported, in thousands</i>



### 5 - 3.1 Drumski, gradski, željeznicki i poštansko-telefonski prijevoz

(nastavak)

#### B. Željeznicki prijevoz

	 1998	04. 1998	05. 1998	06. 1998	 01-06. 1998	01-06. 1998
<b>PRIJEVOZ ROBE</b>						
Prevezeno tona robe, u hiljadama	22,0	10,0	17,0	17,0	12,5	75,0
Tonski kilometri, u hiljadama	1 024,0	264,0	1 257,0	1 637,0	678,3	4 070,0
<b>PRIJEVOZ PUTNIKA</b>						
Prevezeni putnici, u hiljadama	130,0	110,0	115,0	127,0	122,0	732,0
Putnicki kilometri, u hiljadama	4 172,0	3 809,0	3 821,0	4 218,0	3 991,0	23 946,0

#### C. Poštansko-telefonski prijevoz

	 1998	04. 1998	05. 1998	06. 1998	 01-06. 1998	01-06. 1998
Pismonosne pošiljke, u hiljadama	864	815	787	794	787	4 723
Paketske pošiljke, u hiljadama	4	3	3	4	3	20
Platni promet, u hiljadama	422	338	321	323	334	2 001
Telegramski impulsi, u hiljadama	33	32	27	33	30	180
Telefonski razgovori, u mil. Impulsa	319	322	309	347	32	190
Mobilni telefon. razgovori, u hilj.min.						

## 5 - 3.1 Highway, urban and railway transport and telecommunication services

(continued)

## B. Railway transport




04. 1999	05. 1999	06. 1999	01-06. 1999	01-06. 1999	
<i>GOODS TRANSPORT</i>					
31,0	26,0	32,0	26,3	158,0	<i>Tons of goods transported, in thous.</i>
1 989,0	2 395,0	2 050,0	1 638,2	9 829,0	<i>Metric tons kilometers, in thous.</i>
<i>PASSENGER TRANSPORT</i>					
115,0	116,0	137,0	120,8	725,0	<i>Passenger transported, in thousands</i>
3 363,0	3 100,0	4 382,0	3 743,0	22 458,0	<i>Passenger-kilometers, in thousands</i>

## C. Postal and telecommunication services

04. 1999	05. 1999	06. 1999	01-06. 1999	01-06. 1999	
988	955	1 101	997	5 981	Number of letters, in thousands
1	1	1	2	11	Number of parcels, in thousands
658	647	726	641	3 843	Payment operations, in thousands
9	8	11	10	62	Telegraphic impulses, in thousands
325	294	297	306	1 833	Telephone calls, in milion impulses
					Telef.calls by mobitel, in 000 minutes

## 5 - 3.2 Indeksi drumskog, gradskog, željeznickog i poštansko-telefonskog prijevoza

### A. Drumski i gradski prijevoz

	<u>04.99</u> 	<u>05.99</u> 	<u>06.99</u> 	<u>04.99</u> <u>04.98</u>	<u>05.99</u> <u>05.98</u>
<b>PRIJEVOZ ROBE</b>					
Predeni kilometri vozila, u hiljadama	84,2	116,4	103,6	87,5	113,9
Prevezeno tona robe, u hiljadama	63,0	73,9	108,7	69,0	75,6
Tonski kilometri, u hiljadama	96,8	110,6	100,9	86,9	98,9
<b>PRIJEVOZ PUTNIKA</b>					
Predeni kilometri vozila, u hiljadama	86,9	92,3	92,3	90,0	89,1
Prevezeni putnici, u hiljadama	92,1	95,1	90,1	91,7	85,8
Putnicki kilometri, u hiljadama	79,8	82,4	96,8	86,4	80,1
<b>GRADSKO - PRIGRADSKI SAOBRACAJ</b>					
Predeni kilometri vozila, u hilj.	123,6	128,3	119,3	98,4	96,4
Prevezeni putnici, u hiljadama	144,8	129,7	111,8	108,7	100,2

5 - 3.2 Indices of highway, urban and railway transport and telecommunication services




A. Highway and urban transport

<u>06.99</u> 06.98	<u>04.99</u> 03.99	<u>05.99</u> 04.99	<u>06.99</u> 05.99	<u>1-6.99</u> 1-6.98	
<i>GOODS TRANSPORT</i>					
91,0	116,1	138,3	89,0	92,4	Vehicle-kilometers covered, in thous.
102,0	74,4	117,2	147,1	89,4	Tons of goods transported, in thous.
80,6	117,1	114,2	91,2	97,3	Metric tons kilometers, in thous.
<i>PASSENGER TRANSPORT</i>					
91,2	85,8	106,2	100,0	99,1	Vehicle-kilometers covered, in thous.
90,4	100,3	103,2	94,7	90,9	Passenger transported, in thousands
92,6	101,0	103,2	117,5	90,6	Passenger-kilometers, in thousands
<i>URBAN - SUBURBAN TRANSPORT</i>					
92,8	97,2	103,8	92,9	97,5	Vehicle-kilometers covered, in thous.
87,9	103,0	89,6	86,2	104,3	Passenger transported, in thousands




## 5 - 3.2 Indeksi drumskog, gradskog, željeznickog i poštansko-telefonskog prijevoza

(nastavak)

### B. Željeznicki prijevoz

	<u>04.99</u> 	<u>05.99</u> 	<u>06.99</u> 	<u>04.99</u> 04.98	<u>05.99</u> 05.98
<b>PRIJEVOZ ROBE</b>					
Prevezeno tona robe, u hiljadama	140,9	118,2	145,5	310,0	152,9
Tonski kilometri, u hiljadama	194,2	233,9	200,2	753,4	190,5
<b>PRIJEVOZ PUTNIKA</b>					
Prevezeni putnici, u hiljadama	88,5	89,2	105,4	104,5	100,9
Putnicki kilometri, u hiljadama	80,6	74,3	105,0	88,3	81,1

### C. Poštansko-telefonski prijevoz

	<u>04.99</u> 	<u>05.99</u> 	<u>06.99</u> 	<u>04.99</u> 04.98	<u>05.99</u> 05.98
Pismonosne pošiljke, u hiljadama	114,4	110,5	127,4	121,2	121,3
Paketske pošiljke, u hiljadama	25,0	25,0	25,0	33,3	33,3
Platni promet, u hiljadama	155,9	153,3	172,0	194,7	201,6
Telegramski impulsi, u hiljadama	27,3	24,2	33,3	28,1	29,6
Telefonski razgovori, u mil. Impulsa	101,9	92,2	93,1	100,9	95,1
Mobilni telefon. razgovori, u hilj.min.	-	-	-	-	-

5 - 3.2 Indices of highway, urban and railway transport and  
telecommunication services

(continued)

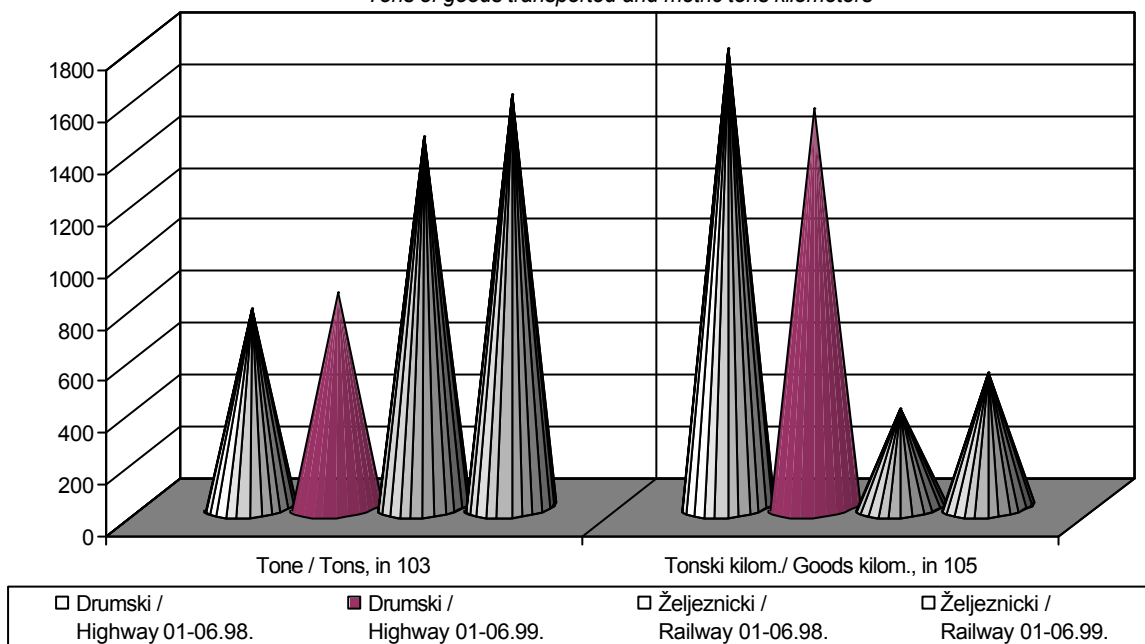
## B. Railway transport

<u>06.99</u>	<u>04.99</u>	<u>05.99</u>	<u>06.99</u>	<u>1-6.99</u>	
<u>06.98</u>	<u>03.99</u>	<u>04.99</u>	<u>05.99</u>	<u>1-6.98</u>	
<i>GOODS TRANSPORT</i>					
188,2	110,7	83,9	123,1	210,7	<i>Tons of goods transported, in thous.</i>
125,2	120,4	120,4	85,6	241,5	<i>Metric tons kilometers, in thous.</i>
<i>PASSENGER TRANSPORT</i>					
107,9	90,6	100,9	118,1	99,0	<i>Passenger transported, in thousands</i>
103,9	79,7	92,2	141,4	93,8	<i>Passenger-kilometers, in thousands</i>

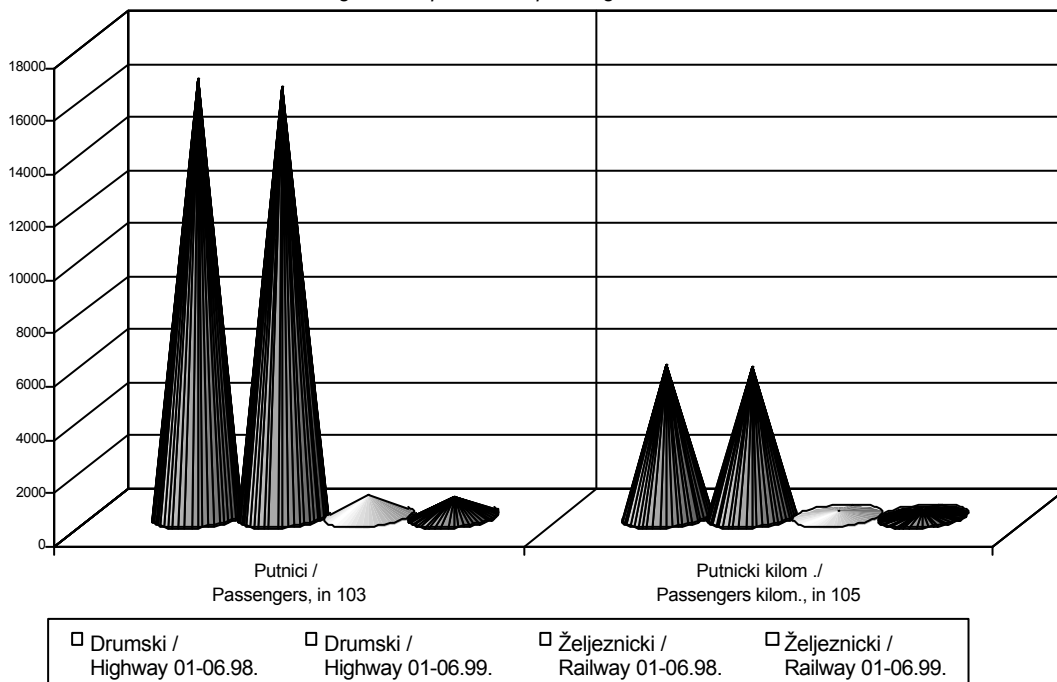
## C. Postal and telecommunication services

<u>06.99</u>	<u>04.99</u>	<u>05.99</u>	<u>06.99</u>	<u>1-6.99</u>	
<u>06.98</u>	<u>03.99</u>	<u>04.99</u>	<u>05.99</u>	<u>1-6.98</u>	
138,7	97,9	96,7	115,3	126,6	<i>Number of letters, in thousands</i>
25,0	50,0	100,0	100,0	55,0	<i>Number of parcels, in thousands</i>
224,8	95,4	98,3	112,2	192,1	<i>Payment operations, in thousands</i>
33,3	60,0	88,9	137,5	34,4	<i>Telegraphic impulses, in thousands</i>
85,6	108,3	90,5	101,0	964,7	<i>Telephone calls, in milion impulses</i>
-	-	-	-	-	<i>Telef. calls by mobitel, in 000 minutes</i>

**DRUMSKI I ŽELJEZNICKI ROBNi SAOBRAČAJ U BiH /  
HIGHWAY AND RAILWAY GOODS TRANSPORT IN B&H**  
**Prevezeno tona robe i tonski kilometri /**  
*Tons of goods transported and metric tons kilometers*



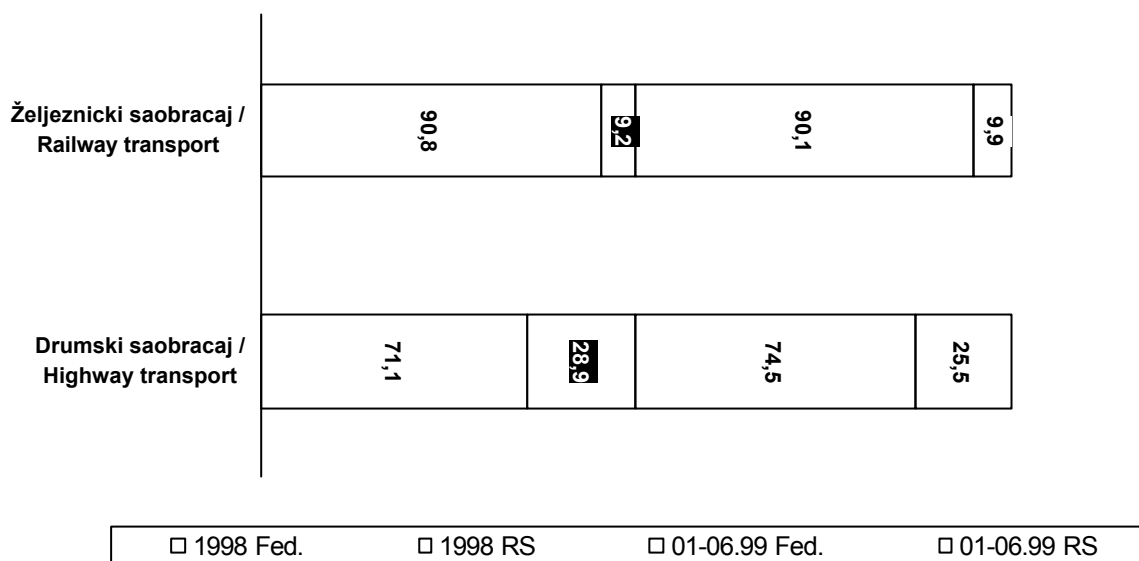
**DRUMSKI I ŽELJEZNICKI PUTNICKI SAOBRAČAJ U BiH /  
HIGHWAY AND RAILWAY PASSENGER TRANSPORT IN B&H**  
**Prevezeni putnici i putnicki kilometri /**  
*Passengers transported and passenger- kilometers*





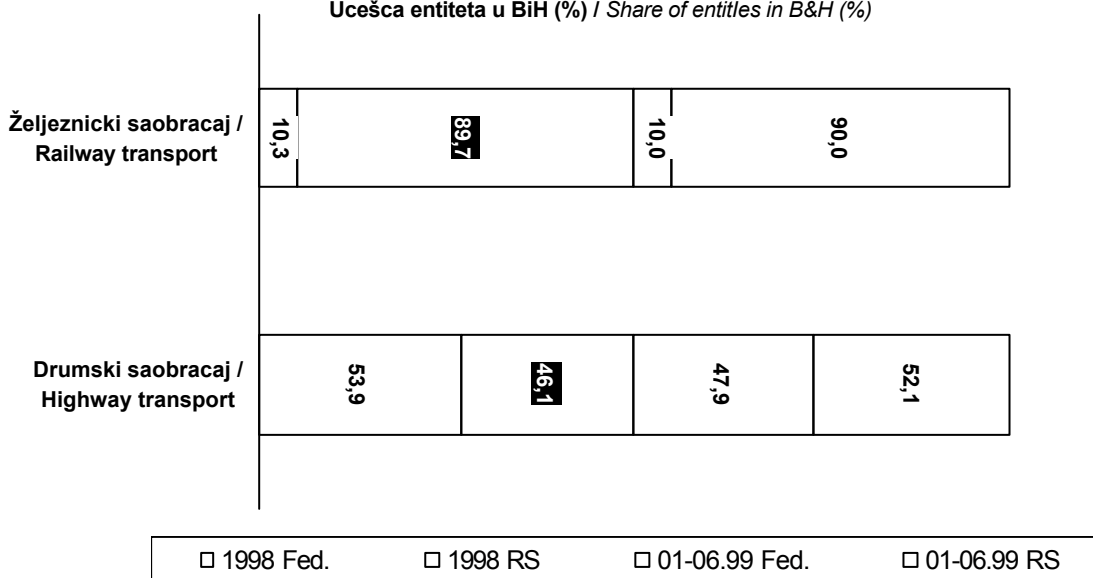
DRUMSKI I ŽELJEZNICKI ROBNi SAOBRAČAJ U BiH / HIGHWAY AND RAILWAY GOODS  
TRANSPORT IN B&H

Učešća entiteta u BiH (%) / Share of entities in B&H (%)



DRUMSKI I ŽELJEZNICKI PUTNICKI SAOBRAČAJ U BiH /  
HIGHWAY AND RAILWAY PASSENGER TRANSPORT IN B&H

Učešća entiteta u BiH (%) / Share of entities in B&H (%)





**6. *TURIZAM I UGOSTITELJSTVO***  
***TOURISM , HOTELS AND***  
***RESTAURANTS***

## **TURIZAM**

### ***Metodološka objašnjenja***

Podaci o turističkom prometu (dolasci i nocenja) su rezultat statističkih istraživanja koja se provode u entitetskim zavodima za statistiku, a dobiveni su temeljem mjesečnih izvješća koje dostavljaju poslovni subjekti koji se bave pružanjem smještajnih usluga turistima. Izvješća se sastavljaju temeljem evidencija u knjigama gostiju.

Podacima je obuhvaćen broj dolazaka i nocenja, a ne broj turista.

**Turistom** se smatra svaka osoba koja putuje u neko mjesto izvan svog prebivališta i provede najmanje jednu noc u ugostiteljskom ili nekom drugom objektu za smještaj gostiju, a motiv boravka u ugostiteljskom objektu može biti: odmor, poslovi (kongresi, sajmovi i izložbe, misije međunarodnih organizacija i sl.), zdravlje, učešćivanje u športskim aktivnostima i sl.

**Domacim turistom** se smatra svaka osoba s prebivalištem u Bosni i Hercegovini koja u nekom mjestu u Bosni i Hercegovini, izvan mjesta svog prebivališta, provede najmanje jednu noc u ugostiteljskom ili drugom objektu za smještaj gostiju.

**Strani turist** je svaka osoba s prebivalištem izvan Bosne i Hercegovine koja privremeno boravi u Bosni i Hercegovini i koja provede najmanje jednu noc u ugostiteljskom ili drugom objektu za smještaj gostiju.

## **UGOSTITELJSTVO**

### ***Metodološka objašnjenja***

Podaci o prometu u ugostiteljstvu prikupljeni su redovnim tromjesečnim izvješćima koje popunjavaju poduzeca u Federaciji BiH i Republici Srpskoj, a koja obavljaju ugostiteljsku djelatnost.

**Ugostiteljska djelatnost** je djelatnost pripremanja hrane i pružanja usluga prehrane, pripremanja i usluživanja pica i napitaka i pružanja smještajnih usluga.

**Promet** u ugostiteljstvu obuhvata vrijednost izvršenih ugostiteljskih usluga-posluživanja hranom, picima, smještaja i ostalih usluga koje se uobicajeno pružaju uz osnovne ugostiteljske usluge.

## **TOURISM**

### *Notes on Methodology*

**Data** on tourist turnover (number of guests and overnight stays) are collected from the monthly reports by business entities or parts of business entities, which provide accommodation services to tourists or act as agencies. The reports are usually made on the basis of registration records in guest books.

Data cover the number of arrivals and the number of guests and overnight stays.

**A tourist** is considered any person travelling outside of his place of permanent residence, and spending at least one night in catering or some other accommodation facility for one of the following reasons: rest, business, (congresses, fairs, exhibitions, mission of international organisation etc), health and participation in sports activities.

**A domestic tourist** is a person with permanent residence in B&H spending at least one night at a location in Bosnia and Herzegovina outside his or her place of normal accommodation or other accommodation facilities for guests.

**A foreign tourist** is any person with permanent residence outside B&H, but that temporally resides in B&H and spends at least one night in catering or in some other accommodation facility.

## **CATERING**

### *Notes on Methodology*

Data related to turnover in catering are collected at regular quarterly reports made by the enterprises in Federation B&H and Serbs Republic carrying out catering activities.

**Catering activity** is activity of food preparations and nutrition services, preparing and serving drinks as well as accommodation services.

**Catering turnover** involves the value of carried out catering services – food serving, drinks, accommodation and other services usually in conjunction with primary catering services

RAZINA OBRADE BOSNA I HERCEGOVINA

**6 - 1.1 Dolasci turista po zemlji prebivališta**  
*Tourist arrivals by country of residence*

**Dolasci turista po zemlji prebivališta / Tourist arrivals by country of residence**

	01.99	02.99	03.99	04.99	05.99	06.99	01-06.99	
<b>Ukupno</b>	<b>23 901</b>	<b>24 550</b>	<b>26 878</b>	<b>23 664</b>	<b>38 663</b>	<b>37 868</b>	<b>175 524</b>	<b>Total</b>
<b>Domaci</b>	<b>12 887</b>	<b>13 073</b>	<b>14 768</b>	<b>15 096</b>	<b>27 785</b>	<b>24 776</b>	<b>108 385</b>	<b>Domestic</b>
<b>Inostrani</b>	<b>11 014</b>	<b>11 477</b>	<b>12 110</b>	<b>8 568</b>	<b>10 878</b>	<b>13 092</b>	<b>67 139</b>	<b>Foreign</b>
Hrvatska	1 608	1 605	2 071	1 964	2 090	2 447	11 785	Croatia
Jugoslavija	4 935	4 690	4 310	2 657	3 348	3 676	23 616	Yugoslavia
Makedonija	54	128	83	38	76	95	474	Macedonia
Slovenija	549	552	797	406	707	818	3 829	Slovenia
Albanija	7	17	2	153	2	23	204	Albania
Austrija	168	250	211	149	212	314	1 304	Austria
Belgija	59	62	50	47	52	38	308	Belgium
Bugarska	26	39	39	16	36	28	184	Bulgaria
Ceška	60	34	40	49	63	111	357	Czech Republic
Danska	109	88	73	39	72	131	512	Denmark
Finska	37	17	96	36	40	78	304	Finland
Francuska	203	198	257	94	207	251	1 210	France
Grčka	38	101	61	14	26	57	297	Greece
Holandija	118	242	156	61	83	224	884	Netherlands
Irska	43	58	41	44	48	237	471	Ireland
Island	22	21	6	8	3	6	66	Iceland
Italija	408	451	441	320	558	618	2 796	Italy
Izrael	5	4	4	1	23	35	72	Israel
Luksemburg	0	6	82	0	1	3	92	Luxembourg
Madarska	42	54	90	41	113	121	569	Hungary
Norveška	173	88	106	49	112	162	750	Norway
Poljska	22	44	54	11	55	75	303	Poland
Portugal	13	5	20	1	47	16	109	Portugal
Rumunija	30	22	30	16	29	35	169	Romania
Rusija	25	21	12	15	109	57	318	Russia
Njemacka	539	513	512	328	531	675	3 356	Germany
Slovacka	5	13	7	6	4	26	68	Slovakia
Španija	67	104	161	94	74	220	786	Spain
Švajcarska	74	91	97	58	90	122	574	Switzerland
Švedska	104	141	192	92	253	228	1 140	Sweden
Turska	66	57	138	528	199	406	1 403	Turkey
Velika Britanija	184	252	272	162	307	302	1 613	Great Britain
Ostale europske zemlje	74	119	80	112	134	161	680	Other in Europe
Australija	19	5	11	10	20	21	94	Australia
Egipat	2	20	10	79	39	6	156	Egypt
Iran	20	5	19	20	11	8	83	Iran
Japan	33	45	40	13	31	30	258	Japan
Kanada	34	39	81	45	34	84	353	Canada
Kina	2	4	1	1	1	2	11	China
Novi Zeland	16	14	11	6	6	2	66	New Zealand
SAD	465	532	591	438	669	707	3 558	USA
Ostale vanevropske zemlje	106	186	421	347	363	436	1 957	Other non European countries

## 6 - 1.2 Nocenja turista po zemlji prebivališta

### *Tourist overnights by country of residence*

Nocenja turista po zemlji prebivališta / <i>Tourist nights by country of residence</i>								
	01.99	02.99	03.99	04.99	05.99	06.99	01-06.99	
<b>Ukupno</b>	<b>61 581</b>	<b>61 139</b>	<b>67 975</b>	<b>55 988</b>	<b>93 065</b>	<b>96 190</b>	<b>435 938</b>	<b>Total</b>
<b>Domaci</b>	32 829	32 173	36 498	34 210	66 853	67 852	270 415	<b>Domestic</b>
<b>Inostrani</b>	28 752	28 966	31 477	21 778	26 212	28 338	165 523	<b>Foreign</b>
Hrvatska	2 512	2 952	4 057	4 036	4 223	4 427	22 207	Croatia
Jugoslavija	16 220	13 678	12 827	5 370	7 036	6 708	61 839	Yugoslavia
Makedonija	92	218	133	71	334	194	1 042	Macedonia
Slovenija	855	1 001	1 391	668	1 202	1 348	6 465	Slovenia
Albanija	9	51	7	1 108	6	47	1 228	Albania
Austrija	321	475	341	365	397	604	2 503	Austria
Belgija	119	141	138	81	83	125	687	Belgium
Bugarska	48	154	143	57	126	153	681	Bulgaria
Ceška	98	70	95	75	148	370	856	Czech Republic
Danska	223	294	158	100	128	273	1 176	Denmark
Finska	84	22	169	88	111	328	802	Finland
Francuska	823	427	592	287	428	811	3 368	France
Grcka	66	155	140	34	98	126	619	Greece
Holandija	244	776	565	125	360	422	2 492	Netherlands
Irska	93	227	159	84	187	484	1 234	Ireland
Island	93	84	34	21	15	18	265	Iceland
Italija	974	977	1 011	641	1 438	1 196	6 237	Italy
Izrael	9	9	9	2	64	52	145	Israel
Luksemburg	0	11	222	0	7	3	243	Luxembourg
Madarska	210	338	505	136	330	324	1 843	Hungary
Norveška	329	186	269	158	302	331	1 575	Norway
Poljska	54	113	122	39	145	191	664	Poland
Portugal	31	6	60	1	125	32	255	Portugal
Rumunija	64	55	69	23	93	72	376	Romania
Rusija	80	178	54	50	297	238	897	Russia
Njemacka	1 482	1 267	1 372	658	1 245	1 388	7 412	Germany
Slovacka	13	23	28	9	10	55	138	Slovakia
Španija	265	393	580	303	241	433	2 215	Spain
Švajcarska	263	299	313	163	225	446	1 709	Switzerland
Švedska	330	442	411	210	667	504	2 564	Sweden
Turska	156	144	397	1 784	789	1 337	4 607	Turkey
Velika Britanija	512	776	742	695	785	719	4 229	Great Britain
Ostale europske zemlje	203	227	141	280	250	327	1 428	Other in Europe
Australija	61	27	19	54	47	44	252	Australia
Egipat	16	96	30	122	187	18	469	Egypt
Iran	25	5	33	44	17	11	135	Iran
Japan	109	170	98	17	94	108	596	Japan
Kanada	91	117	181	234	80	204	907	Canada
Kina	3	6	1	2	1	7	20	China
Novi Zeland	24	20	30	8	46	4	132	New Zealand
SAD	1 178	1 718	1 989	1 717	2 200	2 127	10 929	USA
Ostale vanevropske zemlje	370	638	1 842	1 858	1 645	1 729	8 082	Other non European countries

## 6 - 2.1 Dolasci turista po zemlji prebivališta

### *Tourist arrivals by country of residence*

Dolasci turista po zemlji prebivališta / Tourist arrivals by country of residence								
	01.99	02.99	03.99	04.99	05.99	06.99	01-06.99	
<b>Ukupno</b>	<b>12 287</b>	<b>12 107</b>	<b>14 541</b>	<b>14 276</b>	<b>20 913</b>	<b>21 296</b>	<b>95 420</b>	<b>Total</b>
<b>Domaci</b>	6 909	6 174	7 384	8 493	13 902	12 440	55 302	<b>Domestic</b>
<b>Inostrani</b>	5 378	5 933	7 157	5 783	7 011	8 856	40 118	<b>Foreign</b>
Hrvatska	1 553	1 533	1 999	1 866	1 978	2 324	11 253	Croatia
Jugoslavija	279	219	273	316	227	390	1 704	Yugoslavia
Makedonija	38	77	65	27	68	83	358	Macedonia
Slovenija	451	471	624	334	582	666	3 128	Slovenia
Albanija	7	17	2	153	2	23	204	Albania
Austrija	147	177	180	127	185	282	1 098	Austria
Belgija	54	57	46	47	46	36	286	Belgium
Bugarska	16	30	25	15	24	22	132	Bulgaria
Ceška	57	32	40	46	46	104	325	Czech Republic
Danska	53	74	69	38	69	116	419	Denmark
Finska	28	12	66	32	37	62	237	Finland
Francuska	166	174	227	89	189	223	1 068	France
Grcka	8	78	25	7	7	16	141	Greece
Holandija	87	198	111	60	72	207	735	Netherlands
Irska	36	58	40	44	41	235	454	Ireland
Island	19	21	6	8	3	6	63	Iceland
Italija	298	361	342	232	439	494	2 166	Italy
Izrael	5	1	3	1	21	30	61	Israel
Luksemburg	0	5	82	0	1	3	91	Luxembourg
Madarska	42	54	90	39	100	92	417	Hungary
Norveška	173	88	106	48	106	142	663	Norway
Poljska	22	44	54	7	38	46	211	Poland
Portugal	13	5	20	1	47	10	96	Portugal
Rumunija	30	22	30	15	25	21	143	Romania
Rusija	25	21	12	6	59	36	159	Russia
Njemacka	539	513	512	283	470	616	2 933	Germany
Slovacka	5	13	7	6	4	17	52	Slovakia
Španija	67	104	161	84	65	196	677	Spain
Švajcarska	74	91	97	49	85	111	507	Switzerland
Švedska	104	141	192	87	237	197	958	Sweden
Turska	66	57	138	528	198	404	1 391	Turkey
Velika Britanija	184	252	272	153	287	266	1 414	Great Britain
Ostale europske zemlje	35	83	56	104	113	148	539	Other in Europe
Australija	19	5	11	10	20	14	79	Australia
Egipat	2	20	10	79	39	6	156	Egypt
Iran	20	5	19	20	11	8	83	Iran
Japan	33	45	40	11	25	24	178	Japan
Kanada	34	39	81	45	33	76	308	Canada
Kina	2	4	1	1	1	2	11	China
Novi Zeland	16	14	11	5	6	2	54	New Zealand
SAD	465	532	591	432	659	695	3 374	USA
Ostale vanevropske zemlje	106	186	421	328	346	405	1 792	Other non European countries



## 6 - 2.2 Nocenja turista po zemlji prebivališta

### *Tourist overnights by country of residence*

Nocenja turista po zemlji prebivališta / <i>Tourist nights by country of residence</i>								
	01.99	02.99	03.99	04.99	05.99	06.99	01-06.99	
<b>Ukupno</b>	<b>26 449</b>	<b>27 022</b>	<b>32 393</b>	<b>31 263</b>	<b>48 633</b>	<b>49 827</b>	<b>215 587</b>	<b>Total</b>
<b>Domaci</b>	15 167	13 215	15 071	15 132	30 306	29 262	118 153	<b>Domestic</b>
<b>Inostrani</b>	11 282	13 807	17 322	16 131	18 327	20 565	97 434	<b>Foreign</b>
Hrvatska	2 416	2 870	3 958	3 872	4 048	4 247	21 411	Croatia
Jugoslavija	479	421	613	554	451	603	3 121	Yugoslavia
Makedonija	67	141	112	60	326	180	886	Macedonia
Slovenija	742	820	1 086	515	1 007	1 146	5 316	Slovenia
Albanija	9	51	7	1 108	6	47	1 228	Albania
Austrija	297	402	303	332	356	565	2 255	Austria
Belgija	114	136	131	81	75	122	659	Belgium
Bugarska	36	145	70	53	66	142	512	Bulgaria
Ceška	95	68	95	65	131	363	817	Czech Republic
Danska	146	267	152	94	124	252	1 035	Denmark
Finska	69	17	139	84	106	289	704	Finland
Francuska	760	365	541	252	410	775	3 103	France
Grcka	20	120	61	23	53	57	334	Greece
Holandija	189	657	258	124	343	400	1 971	Netherlands
Irska	77	227	158	84	175	481	1 202	Ireland
Island	90	84	34	21	15	18	262	Iceland
Italija	752	865	858	482	1 239	1 009	5 205	Italy
Izrael	9	6	8	2	62	44	131	Israel
Luksemburg	0	10	222	0	7	3	242	Luxembourg
Madarska	80	118	181	134	280	270	1 063	Hungary
Norveška	285	175	242	157	295	303	1 457	Norway
Poljska	37	91	95	12	78	107	420	Poland
Portugal	21	5	60	1	125	24	236	Portugal
Rumunija	60	52	68	22	89	43	334	Romania
Rusija	42	56	37	16	191	72	414	Russia
Njemacka	1 313	1 068	1 219	584	1 149	1 307	6 640	Germany
Slovacka	11	22	24	9	10	46	122	Slovakia
Španija	237	346	561	293	231	409	2 077	Spain
Švajcarska	163	233	308	154	218	336	1 412	Switzerland
Švedska	281	337	401	203	651	455	2 328	Sweden
Turska	154	137	395	1 784	788	1 333	4 591	Turkey
Velika Britanija	435	714	708	686	760	676	3 979	Great Britain
Ostale europske zemlje	164	182	115	266	225	298	1 250	Other in Europe
Australija	48	27	19	54	47	34	229	Australia
Egipat	16	96	30	122	187	18	469	Egypt
Iran	25	5	33	44	17	11	135	Iran
Japan	64	141	79	15	84	102	485	Japan
Kanada	71	106	159	234	79	182	831	Canada
Kina	3	6	1	2	1	7	20	China
Novi Zeland	24	19	20	7	46	4	120	New Zealand
SAD	1 099	1 624	1 954	1 710	2 184	2 107	10 678	USA
Ostale vanevropske zemlje	282	575	1 807	1 816	1 592	1 678	7 750	Other non European countries

## 6 - 3.1 Dolasci turista po zemlji prebivališta

### *Tourist arrivals by country of residence*

Dolasci turista po zemlji prebivališta / Tourist arrivals by country of residence								
	01.99	02.99	03.99	04.99	05.99	06.99	01-06.99	
<b>Ukupno</b>	<b>11 614</b>	<b>12 443</b>	<b>12 337</b>	<b>9388</b>	<b>17750</b>	<b>16572</b>	<b>80104</b>	<b>Total</b>
<b>Domaci</b>	5 978	6 899	7 384	6603	13883	12336	53083	<b>Domestic</b>
<b>Inostrani</b>	5 636	5 544	4 953	2785	3867	4236	27021	<b>Foreign</b>
Hrvatska	55	72	72	98	112	123	532	Croatia
Jugoslavija	4 656	4 471	4 037	2341	3121	3286	21912	Yugoslavia
Makedonija	16	51	18	11	8	12	116	Macedonia
Slovenija	98	81	173	72	125	152	701	Slovenia
Albanija	0	0	0	0	0	0	0	Albania
Austrija	21	73	31	22	27	32	206	Austria
Belgija	5	5	4	0	6	2	22	Belgium
Bugarska	10	9	14	1	12	6	52	Bulgaria
Ceška	3	2	0	3	17	7	32	Czech Republic
Danska	56	14	4	1	3	15	93	Denmark
Finska	9	5	30	4	3	16	67	Finland
Francuska	37	24	30	5	18	28	142	France
Grcka	30	23	36	7	19	41	156	Greece
Holandija	31	44	45	1	11	17	149	Netherlands
Irska	7	0	1	0	7	2	17	Ireland
Island	3	0	0	0	0	0	3	Iceland
Italija	110	90	99	88	119	124	630	Italy
Izrael	0	3	1	0	2	5	11	Israel
Luksemburg	0	1	0	0	0	0	1	Luxembourg
Madarska	39	29	40	2	13	29	152	Hungary
Norveška	35	6	19	1	6	20	87	Norway
Poljska	11	9	22	4	17	29	92	Poland
Portugal	6	1	0	0	0	6	13	Portugal
Rumunija	4	2	1	1	4	14	26	Romania
Rusija	18	44	17	9	50	21	159	Russia
Njemacka	88	84	86	45	61	59	423	Germany
Slovacka	2	1	4	0	0	9	16	Slovakia
Španija	18	35	13	10	9	24	109	Spain
Švajcarska	16	22	4	9	5	11	67	Switzerland
Švedska	30	94	6	5	16	31	182	Sweden
Turska	2	5	2	0	1	2	12	Turkey
Velika Britanija	56	50	28	9	20	36	199	Great Britain
Ostale europske zemlje	39	36	24	8	21	13	141	Other in Europe
Australija	8	0	0	0	0	7	15	Australia
Egipat	0	0	0	0	0	0	0	Egypt
Iran	0	0	0	0	0	0	0	Iran
Japan	24	29	13	2	6	6	80	Japan
Kanada	17	7	12	0	1	8	45	Canada
Kina	0	0	0	0	0	0	0	China
Novi Zeland	0	1	10	1	0	0	12	New Zealand
SAD	54	76	26	6	10	12	184	USA
Ostale vanevropske zemlje	22	45	31	19	17	31	165	Other non European countries

## 6 - 3.2 Nocenja turista po zemlji prebivališta

### *Tourist overnights by country of residence*

Nocenja turista po zemlji prebivališta / Tourist nights by country of residence								
	01.99	02.99	03.99	04.99	05.99	06.99	01-06.99	
<b>Ukupno</b>	<b>35 132</b>	<b>34 117</b>	<b>35 582</b>	<b>24725</b>	<b>44432</b>	<b>46363</b>	<b>220351</b>	<b>Total</b>
<b>Domaci</b>	17 662	18 958	21 427	19078	36547	38590	152262	<b>Domestic</b>
<b>Inostrani</b>	17 470	15 159	14 155	5647	7885	7773	68089	<b>Foreign</b>
Hrvatska	96	82	99	164	175	180	796	Croatia
Jugoslavija	15 741	13 257	12 214	4816	6585	6105	58718	Yugoslavia
Makedonija	25	77	21	11	8	14	156	Macedonia
Slovenija	113	181	305	153	195	202	1149	Slovenia
Albanija	0	0	0	0	0	0	0	Albania
Austrija	24	73	38	33	41	39	248	Austria
Belgija	5	5	7	0	8	3	28	Belgium
Bugarska	12	9	73	4	60	11	169	Bulgaria
Ceška	3	2	0	10	17	7	39	Czech Republic
Danska	77	27	6	6	4	21	141	Denmark
Finska	15	5	30	4	5	39	98	Finland
Francuska	63	62	51	35	18	36	265	France
Grcka	46	35	79	11	45	69	285	Greece
Holandija	55	119	307	1	17	22	521	Netherlands
Irska	16	0	1	0	12	3	32	Ireland
Island	3	0	0	0	0	0	3	Iceland
Italija	222	112	153	159	199	187	1032	Italy
Izrael	0	3	1	0	2	8	14	Israel
Luksemburg	0	1	0	0	0	0	1	Luxembourg
Madarska	130	220	324	2	50	54	780	Hungary
Norveška	44	11	27	1	7	28	118	Norway
Poljska	17	22	27	27	67	84	244	Poland
Portugal	10	1	0	0	0	8	19	Portugal
Rumunija	4	3	1	1	4	29	42	Romania
Rusija	38	122	17	34	106	166	483	Russia
Njemacka	169	199	153	74	96	81	772	Germany
Slovacka	2	1	4	0	0	9	16	Slovakia
Španija	28	47	19	10	10	24	138	Spain
Švajcarska	100	66	5	9	7	110	297	Switzerland
Švedska	49	105	10	7	16	49	236	Sweden
Turska	2	7	2	0	1	4	16	Turkey
Velika Britanija	77	62	34	9	25	43	250	Great Britain
Ostale europske zemlje	39	45	26	14	25	29	178	Other in Europe
Australija	13	0	0	0	0	10	23	Australia
Egipat	0	0	0	0	0	0	0	Egypt
Iran	0	0	0	0	0	0	0	Iran
Japan	45	29	19	2	10	6	111	Japan
Kanada	20	11	22	0	1	22	76	Canada
Kina	0	0	0	0	0	0	0	China
Novi Zeland	0	1	10	1	0	0	12	New Zealand
SAD	79	94	35	7	16	20	251	USA
Ostale vanevropske zemlje	88	63	35	42	53	51	332	Other non European countries

RAZINA OBRADJE BOSNA I HERCEGOVINA

### 6 - 1.3 Statistika ugostiteljstva (restorani i restoranske usluge u hotelima)

Tromjesečni promet po vrstama grupa u hiljadama KM

	Tromjesjecje		<i>Index</i> 01-03.99 01-03.98	Tromjesjecje	
	I - 1998	I - 1999		II - 1998	II - 1999
Pica- alkoholna i bezalkoholna	4 565	4 971	108,9	5 301	5 687
Hrana i pice	11 625	11 948	102,8	11 103	12 948
Smještaj	8 206	8 540	104,1	9 829	9 423
Ostalo	1 228	1 418	115,4	1 668	1 342
<b>Ukupno</b>	<b>25 624</b>	<b>26 877</b>	<b>104,9</b>	<b>27 901</b>	<b>29 400</b>

RAZINA OBRADJE FEDERACIJA BOSNE I HERCEGOVINE

### 6 - 2.3 Statistika ugostiteljstva (restorani i restoranske usluge u hotelima)

Tromjesečni promet po vrstama grupa u hiljadama KM

	Tromjesjecje		<i>Index</i> 01-03.99 01-03.98	Tromjesjecje	
	I - 1998	I - 1999		II - 1998	II - 1999
Pica- alkoholna i bezalkoholna	2 377	3 015	126,8	3 561	3 483
Hrana i pice	4 994	6 124	122,6	6 235	5 967
Smještaj	5 873	6 018	102,5	7 845	6 836
Ostalo	930	741	79,7	1 404	843
<b>Ukupno</b>	<b>14 173</b>	<b>15 898</b>	<b>112,2</b>	<b>19 045</b>	<b>17 129</b>

RAZINA OBRADJE REPUBLIKA SRPSKA

### 6 - 3.3 Statistika ugostiteljstva (restorani i restoranske usluge u hotelima)

Tromjesečni promet po vrstama grupa u hiljadama KM

	Tromjesjecje		<i>Index</i> 01-03.99 01-03.98	Tromjesjecje	
	I - 1998	I - 1999		II - 1998	II - 1999
Pica- alkoholna i bezalkoholna	2 188	1 956	89,4	1 740	2 204
Hrana i pice	6 631	5 824	87,8	4 868	6 981
Smještaj	2 333	2 522	108,1	1 984	2 587
Ostalo	299	677	226,6	264	499
<b>Ukupno</b>	<b>11 451</b>	<b>10 979</b>	<b>95,9</b>	<b>8 856</b>	<b>12 271</b>

## 6 - 1.3 Catering trade statistics (restaurants and restaurants service in hotels)

Quarterly turnover by kinds of groups in thousands KM

<i>Index</i> 04-06.99 04-06.98	Polugodište		<i>Index</i> 01-06.99 01-06.98	
	1998	1999		
107,3	9 866	10 658	108,0	<i>Drinks-alcoholic and nonalcoholic</i>
116,6	22 728	24 896	109,5	<i>Food and beverages</i>
95,9	18 035	17 963	99,6	<i>Lodgment</i>
80,4	2 897	2 760	95,3	<i>Others</i>
<b>105,4</b>	<b>53 525</b>	<b>56 277</b>	<b>105,1</b>	<b>Total</b>

DATA PROCESSING - LEVEL FEDERATION B&amp;H

## 6 - 2.3 Catering trade statistics (restaurants and restaurants service in hotels)

Quarterly turnover by kinds of groups in thousands KM

<i>Index</i> 04-06.99 04-06.98	Polugodište		<i>Index</i> 01-06.99 01-06.98	
	1998	1999		
97,8	5 937	6 498	109,4	<i>Drinks-alcoholic and nonalcoholic</i>
95,7	11 229	12 091	107,7	<i>Food and beverages</i>
87,1	13 717	12 854	93,7	<i>Lodgment</i>
60,0	2 334	1 584	67,9	<i>Others</i>
<b>89,9</b>	<b>33 218</b>	<b>33 027</b>	<b>99,4</b>	<b>Total</b>

DATA PROCESSING - LEVEL REPUBLIC SRPSKA

## 6 - 3.3 Catering trade statistics (restaurants and restaurants service in hotels)

Quarterly turnover by kinds of groups in thousands KM

<i>Index</i> 04-06.99 04-06.98	Polugodište		<i>Index</i> 01-06.99 01-06.98	
	1998	1999		
126,7	3 928	4 160	105,9	<i>Drinks-alcoholic and nonalcoholic</i>
143,4	11 499	12 805	111,4	<i>Food and beverages</i>
130,4	4 317	5 109	118,3	<i>Lodgment</i>
189,0	563	1 176	209,0	<i>Others</i>
<b>138,6</b>	<b>20 307</b>	<b>23 250</b>	<b>114,5</b>	<b>Total</b>



**7. STANOVNIŠTVO**  
**POPULATION**

## **STANOVNIŠTVO**

### ***Metodološka objašnjenja***

Ovdje se daju samo kraca objašnjenja definicija jedinice promatranja.

#### **Definicija jedinice promatranja**

U statistici je jedinica promatranja rođenih svako živorođeno i mrtvorodeno dijete.

Kao živorođeno smatra se ono dijete koje poslije rođenja, čak i za najkraće vrijeme pokazuje znake života (disanje, odnosno kucanje srca) bez obzira na trajanje trudnoce majke. Ako dijete ubrzo po rođenju umre, onda se najprije registruje kao živorođeno, a zatim kao umrlo. Ako je dijete rođeno, odnosno izvadeno iz tijela majke bez ikakvih znakova života, tj. ako nije disalo niti pokazivalo neki drugi znak života, kao što je kucanje srca ili pokreti mišića, a nošeno je duže od 28 tjedana (približno 7 mjeseci), smatra se mrtvorodnim. Ne registruje se kao rođenje izbacivanje mrtvog ploda koji je bio nošen manje od 28 tjedana. Za prikupljanje statističkih podataka o živorođenoj i mrtvorodenoj djeci služi statistički listić o rođenju.

U statistici je jedinica promatranja umrlih svako umrlo lice. Za prikupljanje podataka o umrlim licima služi statistički listić o slučaju smrti. Umrlo je svako živorođeno lice kod kojeg je nastupio trajni prestanak svih vitalnih funkcija koje započinju rođenjem bez mogućnosti ponovnog oživljavanja. Ovdje nisu uključeni mrtvorodeni. Umrlo dojenčadi smatraju se djeca koja su umrla prije navršene prve godine života.

Kod statistike sklopljenih brakova jedinica promatranja je svaki zakonito sklopljen brak, a kod statistike razvoda brakova svaki brak koji je pravosnažnom presudom nadležnog suda razveden, poništen, odnosno proglašen nevažećim. Za prikupljanje podataka o sklopljenim brakovima služi statistički listić o sklopljenom braku, a o razvedenim brakovima statistički listić o razvedenom braku.

Podaci dati u tablicama su rezultat statističkih istraživanja koja se provode u entitetskim zavodima za statistiku, a dobiveni su temeljem mjesečnih izvješća matičara.

Vitalni indeks je odnos između broja živorođenih i broja umrlih.



## **POPULATION**

### *Notes on Methodology*

In this text we present only the definitions for the observation units

#### Definitions of the observation units

In statistics, the unit of observation of a born person includes both live births and stillborn babies.

A live birth is any child who exhibits signs of life at birth. Live birth is the complete expulsion or extraction from its mother of the product of conception, irrespective of the duration of the pregnancy, which, after such separation, breathes or shows any other evidence of life such as heartbeat, pulsation of the umbilical cord, or definite movements of voluntary muscles, whether or not the umbilical cord has been cut or the placenta detached. If a product of such a birth dies, it is first registered as live-birth and then as dead. For collection of data on live-born and stillborn children a statistical questionnaire about birth is employed.

In statistics, the unit of observation of a dead person is every dead person. For collection of data on dead persons, a statistical questionnaire about death is employed. A dead person is every live-born person in whom there is permanent disappearance of all evidence of life at any time after live birth has taken place, without chance of resuscitation. Stillborn children are not included here. A dead infant is considered to be a child who dies at an age of less than one year.

In statistics regarding marriages, the unit of observation is every legal marriage, and in statistics regarding divorces, every marriage that was divorced, revoked, or proclaimed invalid by a valid decision of the municipal court in charge. For data collection regarding marriages and divorces a statistical questionnaire is employed for each.

Data presented in the tables are gathered by statistical surveys realised in the Institutions for statistics in the entities, collected through monthly reports of registrars.

The vital index is a ratio between live births and still birth.

## 7 - 1.1 Prirodno kretanje stanovništva po mjesecima

*Natural demographic trends*

*- prethodni podaci / previous dates*

Mjesec / Month	Živorodeni / Live births	Umrli / Deaths	Prirodni priraštaj / Natural increase ment	Umrli dojencad / Infant deaths	Broj sklopljenih brakova / Number of marriages	Broj razvedenih brakova / Number of divorces	Vitalni indeks / Vital index
01.98	3 256	2 173	1 083	31	1 873	93	1,50
02.98	3 076	2 407	669	36	1 296	105	1,28
03.98	3 309	2 763	546	42	1 090	88	1,20
04.98	3 509	2 599	910	34	1 680	132	1,35
05.98	3 226	2 174	1 052	43	2 002	69	1,48
06.98	3 364	2 273	1 091	47	1 490	105	1,48
07.98	3 633	2 241	1 392	36	1 984	90	1,62
08.98	3 872	1 967	1 905	34	2 517	69	1,97
09.98	3 786	2 158	1 628	36	1 856	89	1,75
10.98	4 098	2 253	1 845	38	2 131	88	1,82
11.98	3 605	2 201	1 404	32	1 720	91	1,64
12.98	3 782	2 624	1 158	39	2 250	99	1,44
<b>01-12.98</b>	<b>42 516</b>	<b>27 833</b>	<b>14 683</b>	<b>448</b>	<b>21 889</b>	<b>1 118</b>	<b>1,53</b>
01.99	2 851	2 196	655	23	1 642	84	1,30
02.99	3 057	2 552	505	38	1 174	75	1,20
03.99	3 375	2 972	403	31	996	90	1,14
04.99	3 201	2 499	702	26	1 873	110	1,28
05.99	3 333	2 199	1 134	53	2 009	125	1,52
06.99	3 576	2 170	1 406	38	1 559	79	1,65
<b>01-06.99</b>	<b>19 393</b>	<b>14 588</b>	<b>4 805</b>	<b>209</b>	<b>9 253</b>	<b>563</b>	<b>1,33</b>

RAZINA OBRADJE FEDERACIJA BOSNE I HERCEGOVINE  
DATA PROCESSING - LEVEL FEDERATION B&H

**7 - 2.1 Prirodno kretanje stanovništva po mjesecima**

*Natural demographic trends*

**- prethodni podaci / previous dates**

Mjesec / Month	Živorodeni / Live births	Umrli / Deaths	Prirodni priraštaj / Natural increase ment	Umrli dojencad / Infant deaths	Broj sklopljenih brakova / Number of marriages	Broj razvedenih brakova / Number of divorces	Vitalni indeks / Vital index
01.98	2 375	1 319	1 056	28	1 292	53	1,80
02.98	2 192	1 283	909	29	777	62	1,71
03.98	2 342	1 476	866	32	660	39	1,59
04.98	2 574	1 458	1 116	29	1 211	86	1,77
05.98	2 332	1 213	1 119	35	1 267	43	1,92
06.98	2 292	1 280	1 012	39	1 023	84	1,79
07.98	2 506	1 291	1 215	24	1 388	41	1,94
08.98	2 668	1 132	1 536	25	1 644	32	2,36
09.98	2 565	1 213	1 352	25	1 237	65	2,11
10.98	2 681	1 281	1 400	29	1 319	41	2,09
11.98	2 221	1 159	1 062	23	1 077	45	1,92
12.98	2 319	1 413	906	28	1 635	59	1,64
<b>01-12.98</b>	<b>29 067</b>	<b>15 518</b>	<b>13 549</b>	<b>346</b>	<b>14 530</b>	<b>650</b>	<b>1,87</b>
01.99	1 867	1 226	641	11	1 030	43	1,52
02.99	2 015	1 428	587	32	638	29	1,41
03.99	2 250	1 644	606	26	601	49	1,37
04.99	2 094	1 379	715	24	1 337	57	1,52
05.99	2 124	1 230	894	41	1 227	78	1,73
06.99	2 308	1 168	1 140	26	1 001	49	1,98
<b>01-06.99</b>	<b>12 658</b>	<b>8 075</b>	<b>4 583</b>	<b>160</b>	<b>5 834</b>	<b>305</b>	<b>1,57</b>

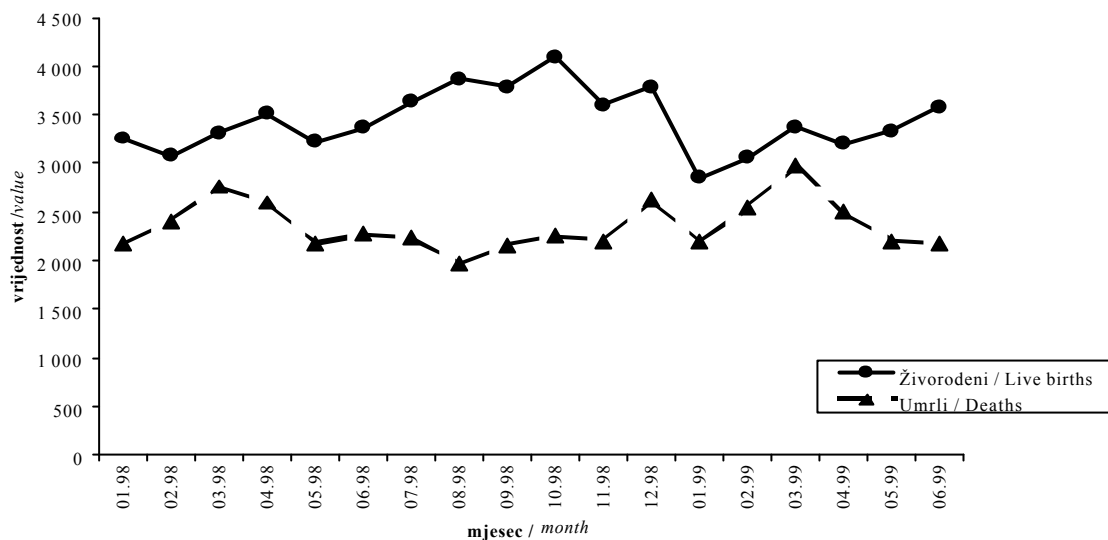
### 7 - 3.1 Prirodno kretanje stanovništva po mjesecima

*Natural demographic trends*

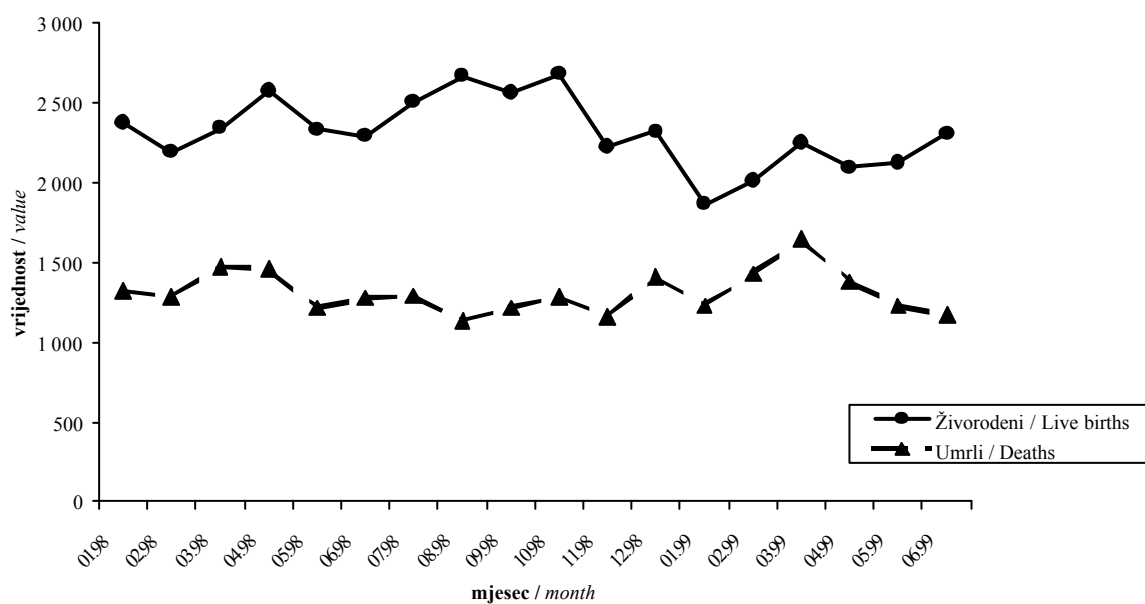
*- prethodni podaci / previous dates*

Mjesec / Month	Živorodeni / Live births	Umrli / Deaths	Prirodni priraštaj / Natural increase ment	Umrli dojencad / Infant deaths	Broj sklopljenih brakova / Number of marriages	Broj razvedenih brakova / Number of divorces	Vitalni indeks / Vital index
01.98	881	854	27	3	581	40	1,03
02.98	884	1 124	-240	7	519	43	0,79
03.98	967	1 287	-320	10	430	49	0,75
04.98	935	1 141	-206	5	469	46	0,82
05.98	894	961	-67	8	735	26	0,93
06.98	1 072	993	79	8	467	21	1,08
07.98	1 127	950	177	12	596	49	1,19
08.98	1 204	835	369	9	873	37	1,44
09.98	1 221	945	276	11	619	24	1,29
10.98	1 417	972	445	9	812	47	1,46
11.98	1 384	1 042	342	9	643	46	1,33
12.98	1 463	1 211	252	11	615	40	1,21
<b>01-12.98</b>	<b>13 449</b>	<b>12 315</b>	<b>1 134</b>	<b>102</b>	<b>7 359</b>	<b>468</b>	<b>1,09</b>
01.99	984	970	14	12	612	41	1,01
02.99	1 042	1 124	-82	6	536	46	0,93
03.99	1 125	1 328	-203	5	395	41	0,85
04.99	1 107	1 120	-13	2	536	53	0,99
05.99	1 209	969	240	12	782	47	1,25
06.99	1 268	1 002	266	12	558	30	1,27
<b>01-06.99</b>	<b>6 735</b>	<b>6 513</b>	<b>222</b>	<b>49</b>	<b>3 419</b>	<b>258</b>	<b>1,03</b>

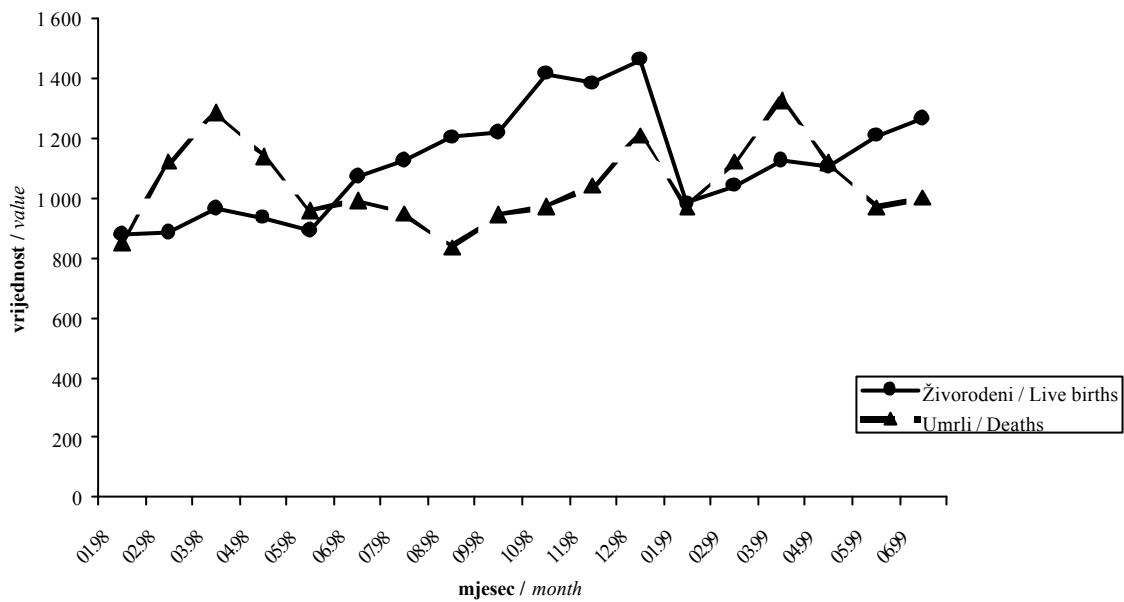
**PRIRODNO KRETANJE STANOVNIŠTVA (BiH) / NATURAL CHANGE OF POPULATION**  
(B&H)



**PRIRODNO KRETANJE STANOVNIŠTVA (Fed) / NATURAL CHANGE OF POPULATION**  
(Fed)



PRIRODNO KRETANJE STANOVNIŠTVA (RS) / NATURAL CHANGE OF POPULATION (RS)



**BHAS/БХАС**  
**AGENCIJA ZA STATISTIKU BOSNE I HERCEGOVINE**  
**АГЕНЦИЈА ЗА СТАТИСТИКУ БОСНЕ И ХЕРЦЕГОВИНЕ**  
**AGENCY FOR STATISTICS OF BOSNIA AND HERZEGOVINA**  
**Fra Andela Zvizdovica 1**  
**Фра Анђела Звиздовића 1**  
**Tel: (387) 71 48 32 20**  
**Fax: (387) 71 48 32 21**  
**E-Mail: bhas@bih.net.ba**

U narednim biltenima Agencija za statistiku Bosne i Hercegovine ce publikovati podatke o zaposlenosti, nezaposlenosti i placama, indeksima cijena, troškova života, indeksima cijena proizvođača industrijskih proizvoda, potrošačkoj korpi, izvozu-uvozu, bruto domaćem proizvodu i stanovništvu.

Pored ovoga, Agencija za statistiku Bosne i Hercegovine planira publikovati tromjesečne biltene o privrednim i drugim kretanjima u Bosni i Hercegovini za 1999. godinu

*In the next Bulletins BHAS will publish statistics on employment, unemployment and wages, indexes on cost of living, prices, producer prices and basket, export-import, gross domestic products and population.*

*Besides that, BHAS is planning to publish a quarterly Bulletin on economic and other trends for Bosnia and Herzegovina in 1999.*

PHARE Program je podržao izlazak ove Publikacije  
PHARE програм је подржао излазак ове Публикације  
This Publication is supported by the PHARE programme of the European Commission

**Ciiena / Unit Price 35 KM**