



SAOPĆENJE

FIRST RELEASE



Molimo korisnike da prilikom upotrebe podataka obavezno navedu izvor
Users are kindly requested to mention the data source

GODINA/ YEAR X

SARAJEVO, 27.07.2015.

BROJ/ NUMBER 1

ANKETA O RADNOJ SNAZI

LABOUR FORCE SURVEY

2015

Prethodni podaci/*Preliminary data*

Polovinom aprila 2015. godine provedena je, deseti put, Anкета o radnoj snazi u Bosni i Hercegovini na uzorku od 10.598 domaćinstava, od čega je u Federaciji BiH izabrano 6.102, u Republici Srpskoj 3.457 i u Brčko distriktu BiH 1.039 domaćinstava. Anketirane su sve osobe u uzorkom izabranim domaćinstvima koje su prihvatile anketiranje.

Stopa neodziva bila je 19,6%, odnosno prikupljeni su podaci o ekonomskoj aktivnosti i ostalim karakteristikama stanovništva za 8.519 domaćinstava u BiH.

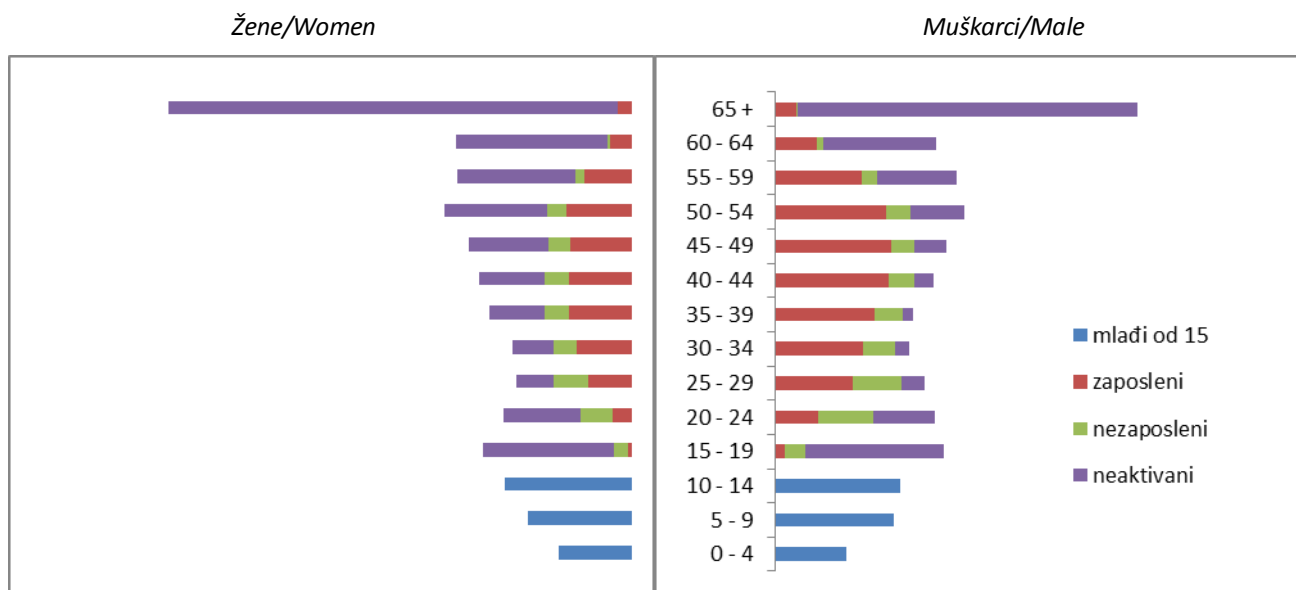
Prema ovim podacima radnu snagu u BiH (ekonomski aktivno stanovništvo) je činilo 1.137.000 osoba, dok je broj neaktivnih bio 1.443.000 osoba. U okviru radne snage bilo je 822.000 zaposlenih i 315.000 nezaposlenih osoba. U okviru zaposlenih osoba bilo je 29.000 neplaćenih pomažućih članova domaćinstva.

Labour force survey was carried out for the 10th time in BiH in April 2015. year, in the sample of 10.598 households in BiH, where in Federation BiH were 6.102 households, in Republic of Srpska were 3.457 and in Brcko district BiH were 1.039 households. Interview was carried out with all individuals usually living in the selected households who accepted interview.

Nonresponse rate was 19,6%. In BiH interview was accepted in 8.519 households. Data collected from these households relate to economic activity and other characteristics of target population.

According to these data in BiH labour force numbered 1.137.000 persons and there were 1.443.000 inactive persons. Among the labour force there were 822.000 persons in employment and 315.000 unemployed persons. Among persons in employment there were 29.000 unpaid family workers.

Grafikon 1: Stanovništvo prema spolu i starosnim grupama
 Chart 1: Population by sex and age groups



Prema podacima iz Ankete u 2015. godini stopa nezaposlenosti iznosila je 27,7% (25,8% za muškarce i 30,7% za žene), dok je u istom periodu 2014. godine bila 27,5% (31,2% za muškarce i 25,2% za žene). Stopa nezaposlenosti bila je najviša među mladim osobama starosti 15 do 24 godine i iznosila je 62,3% (59,5% za muškarce i 67,3% za žene).

The unemployment rate in LFS 2015 was 27,7% (25,8% for men and 30,7% for women), and in the same period of 2014 the rate was 27,5% (31,2% for men and 25,2% for women). Unemployment rate was the highest among young persons aged 15 to 24 years. It was 62,3% (59,5% for men and 67,3% for women).

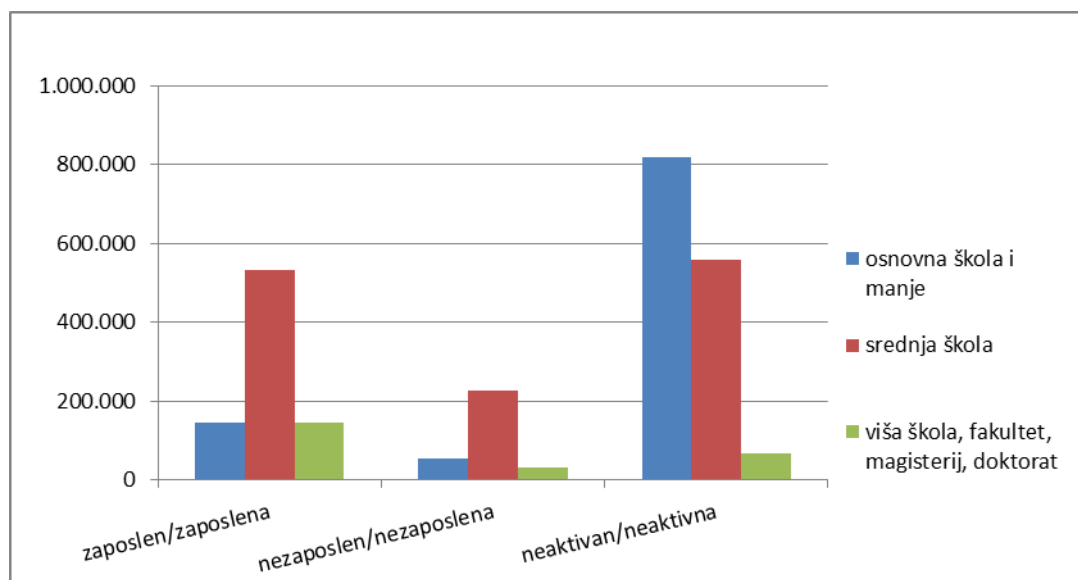
Prema podacima iz Ankete u 2015. godini stope aktivnosti i zaposlenosti su iznosile 44,1% i 31,9%, dok su u 2014. godini bile 42,1% i 30,2%. Stope su bile značajno više za muškarce nego za žene. Stope aktivnosti i zaposlenosti za muškarce iznosile su 55,1% i 40,9%, dok su za žene iznosile 33,5% i 23,2%.

The activity and employment rates in LFS 2015 were 44,1% and 31,9%, while in the same period 2014 year that were 42,1% and 30,2%. Both rates were higher for men than for women. The activity and employment rates for men were 55,1% and 40,9%, and for women were 33,5% and 23,2%.

Stope aktivnosti i zaposlenosti su bile najviše u starosnoj grupi 25 do 49 godina (73,6% i 53,9%).

The activity and the employment rates were by far the highest in the age group 25 to 49 years (73,6% and 53,9%).

Grafikon 2: Radno sposobno stanovništvo prema školskoj spremi i statusu u aktivnosti
 Chart 2: Working age population by educational attainment and status in activity



Podaci pokazuju da u BiH manje od polovine radno sposobnog stanovništva (44,1%) čine aktivne osobe, tj. one koje na tržištu rada učestvuju kao zaposlene i nezaposlene osobe.

Obrazovna struktura zaposlenih osoba pokazuje da 64,6% osoba ima završenu srednju školu, slijede zaposleni s osnovnom školom ili nižim obrazovanjem 17,8%, te osobe sa završenim akademskim obrazovanjem 17,6%.

Obrazovna struktura nezaposlenih osoba pokazuje da 72,1% osoba ima završenu srednju školu, slijede zaposleni s osnovnom školom ili nižim obrazovanjem 17,5%, te osobe sa završenim akademskim obrazovanjem 10,4%.

Istodobno, podaci iz Ankete pokazuju nižu obrazovnu strukturu neaktivnih osoba starijih od 15 godina: među njima je gotovo 56,7% osoba sa završenom osnovnom školom ili niže, 38,7% su osobe sa srednjom školom, a preostalih 4,6% su akademski obrazovane osobe.

Data show that half of the working age population in BiH (44,1%) were active persons, that is, persons who participate in the labour market as employed or unemployed.

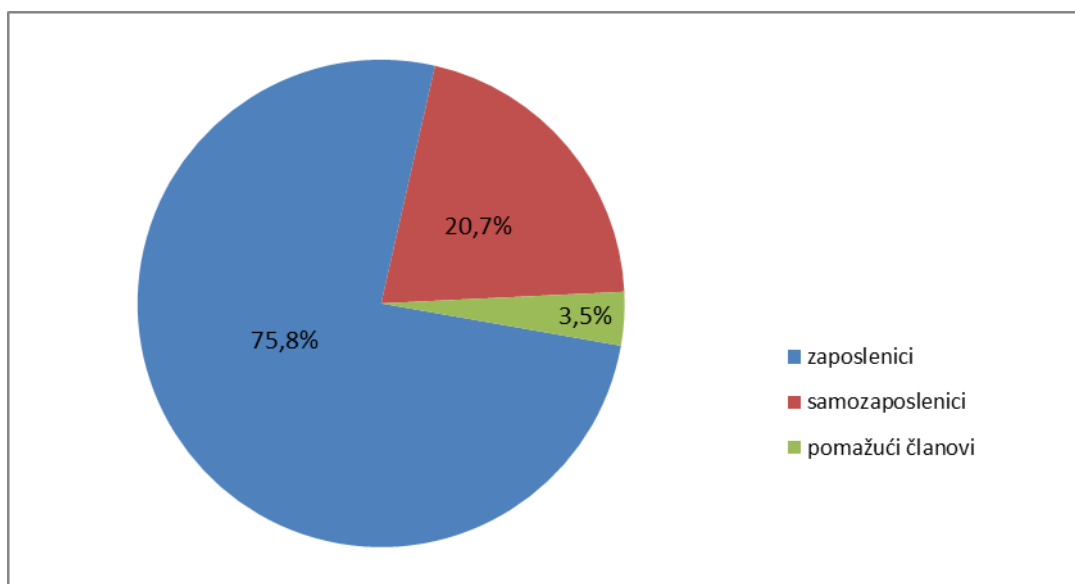
The educational structure of persons in employment shows that the 64,6% persons have finished the secondary school, followed by persons who finished the basic or lower education 17,8% and persons who have graduated from college, university or have postgraduate degrees 17,6%.

The educational structure of unemployed persons shows that the 72,1% persons have finished the secondary school, followed by persons who finished the basic or lower education 17,5% and persons who have graduated from college, university or have postgraduate degrees 10,4%.

At the same time, data from the Labour Force Survey show that inactive persons older than 15 have lower educational structure. Amongst them, there are almost 56,7% of persons with basic or lower education, 38,7% with secondary school and remaining 4,6% have graduated from college, university or have a postgraduate degree.

Grafikon 3: Zaposlene osobe prema statusu u zaposlenosti

Chart 3: Persons in employment by status in employment

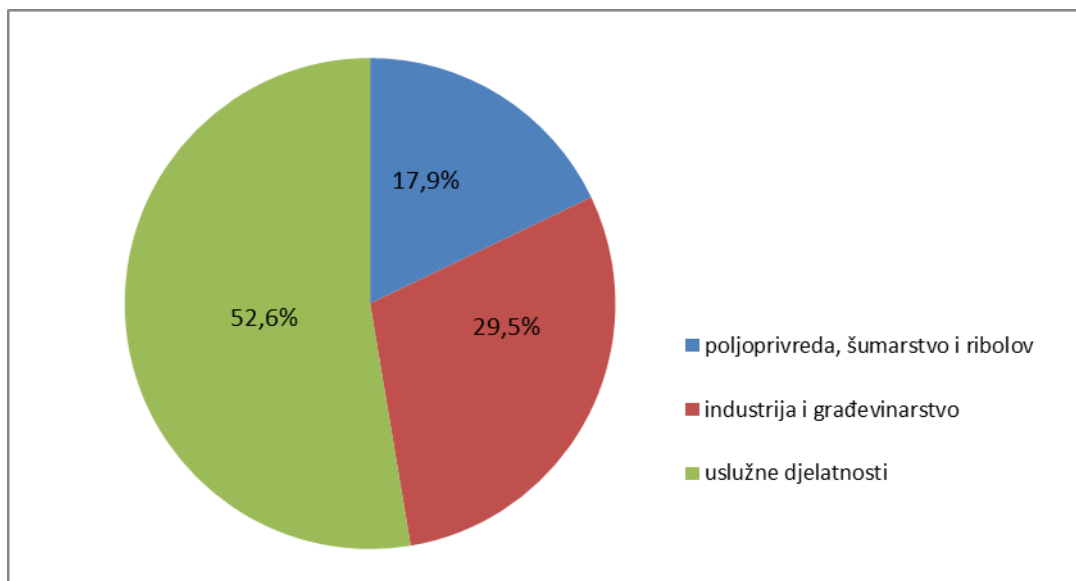


Struktura zaposlenih osoba prema statusu u zaposlenju pokazuje da zaposlenici imaju najveće učešće od 75,8%. Učešće samozaposlenih osoba je bilo 20,7% a neplaćenih pomažućih članova je bilo 3,5%.

The structure of persons in employment by status in employment shows persons in paid employment present by far the largest share 75,8%. The share of self-employed persons was 20,7%. The share of unpaid family workers was 3,5%.

Grafikon 4: Zaposlene osobe prema sektoru aktivnosti

Chart 4: Persons in employment by sectors of activity

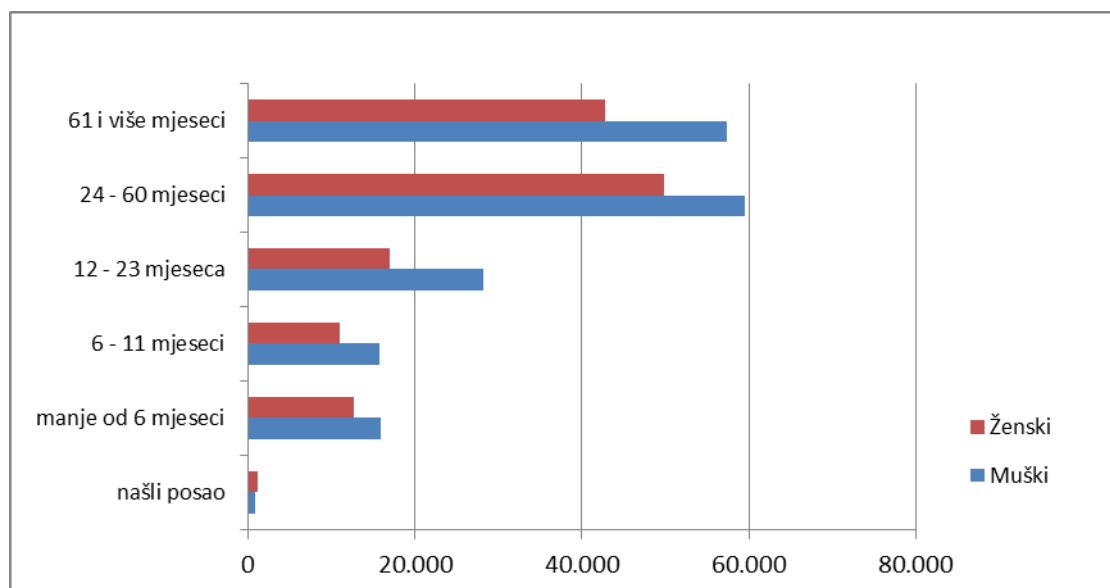


Struktura zaposlenih osoba prema sektoru aktivnosti pokazuje da je najveće učešće u sektoru usluga 52,6%, zatim u sektoru industrije 29,5% i u sektoru poljoprivrede 17,9%.

The structure of persons in employment by sectors of activity shows that 52,6% of them worked in services, than in industry 29,5% and 17,9% in agriculture.

Grafikon 5: Nezaposlene osobe prema dužini trajanja traženja posla u mjesecima i spolu

Chart 5: Unemployed persons by duration of job search in months and sex



U posmatranom periodu 17,7% nezaposlenih osoba je tražilo posao kraće od 12 mjeseci, a čak 81,6% nezaposlenih je tražilo posao duže od jedne godine, što je posljedica poslijeratnog stanja i tranzicije ekonomije u našoj zemlji.

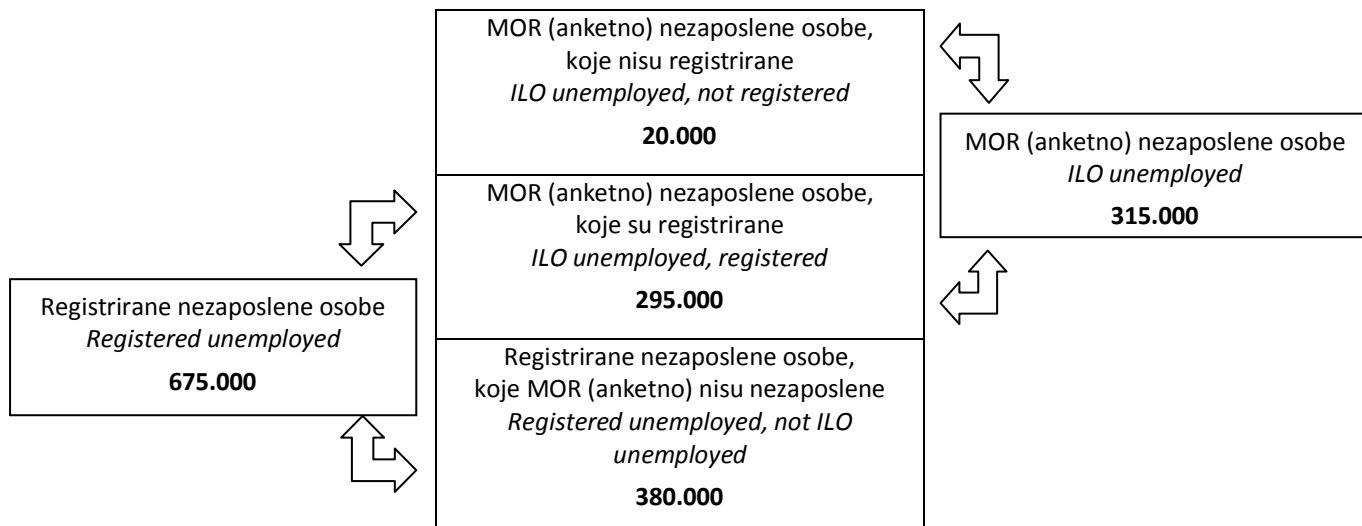
In the observed period 17,7% unemployed persons sought work for less than 12 months, but 81,6% unemployed persons sought work for 1 year or more, what is the result of economic situation and transitional period in our country after the war.

Učešće u nezaposlenosti kod osoba sa završenom osnovnom školom ili manje je bilo 27,3%, zatim kod osoba sa srednjom školom 30%, dok je najniže učešće u nezaposlenosti bilo kod osoba sa završenom visokom školom 18,4%.

The structure in unemployment was the approximately among persons with completed elementary school and less 27,3% and secondary school (30,0%) and the lowest among persons with university degree (18,4%).

Grafikon 6: Uporedba između registrirane i MOR (anketne) nezaposlenosti

Chart 6: Comparison between registered and ILO unemployment



Uporedba između registrirane (prema izjašnjenju ispitanika u Anketi o prijavi Zavodima za zapošljavanje) i MOR (anketne) nezaposlenosti pokazuje da postoji značajna razlika između ova dva podatka. Procentualno izraženo, 93,6% od MOR (anketno) nezaposlenih osoba je, također, bilo i registrirano kao nezaposleno.

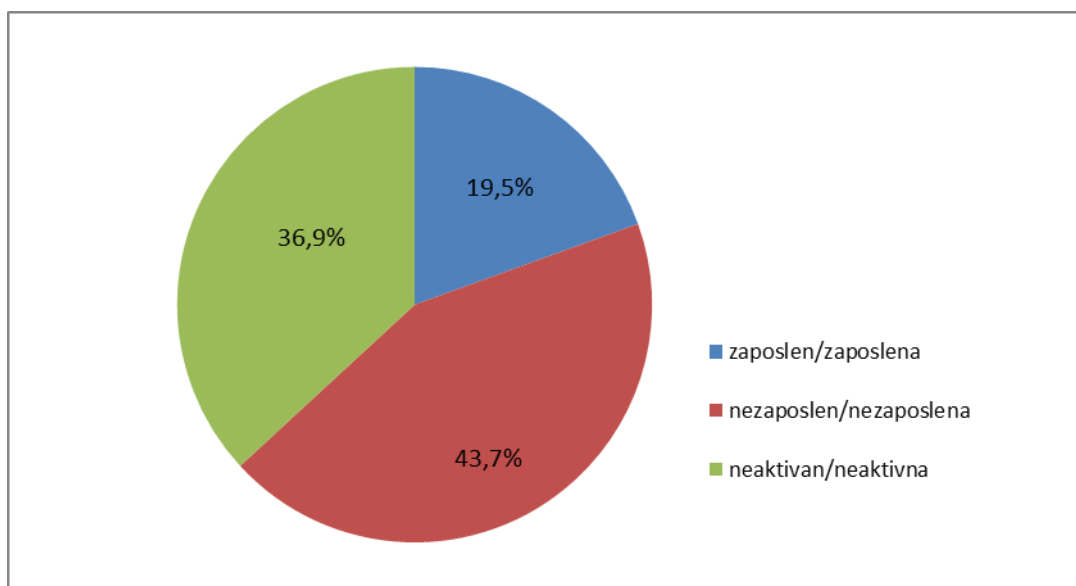
Comparison between registered unemployment and ILO unemployment shows significant differences between these two data. In percentage, 93,6% of all ILO unemployed persons were also registered unemployed.

Broj registriranih osoba koje se vode kao nezaposlene osobe u Zavodima za zapošljavanje je veći za 360.000 osoba od MOR nezaposlenih osoba.

Number of registered unemployed persons in Unemployment Offices was higher for 360.000 persons than number of MOR unemployed persons.

Grafikon 7: Registrirane osobe prema statusu u Anketi o radnoj snazi

Chart 7: Registered persons by Labour Force Survey status

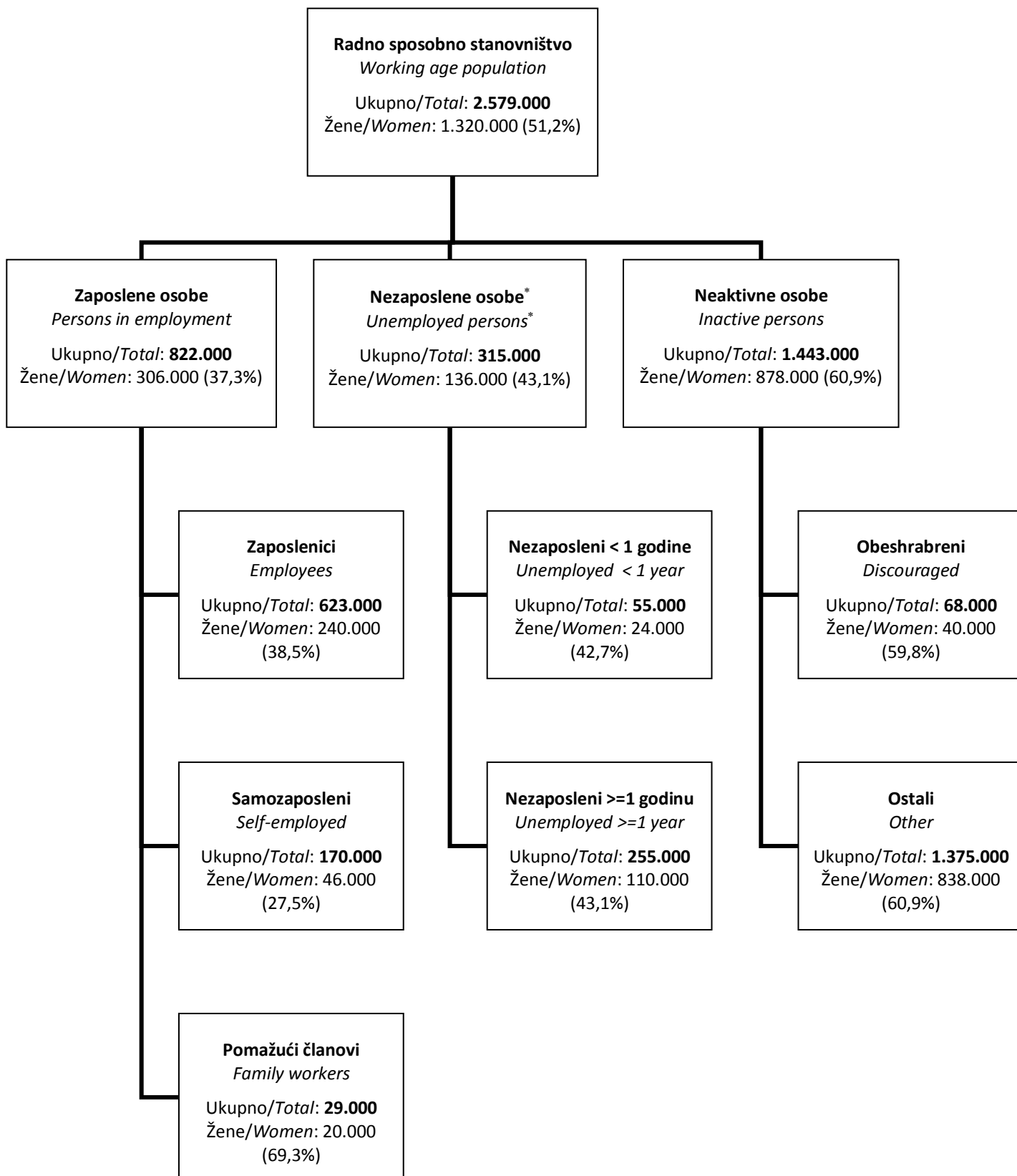


Struktura svih registriranih osoba prema definiciji MOR-a je bila slijedeća: 43,7% osoba je bilo anketno nezaposleno, 19,5% osoba je bilo anketno zaposleno, dok je 36,9% osoba bilo anketno neaktivno.

The structure of all registered persons according to ILO definitions was as follows: 43,7% unemployed persons, 19,5% were persons in employment and 36,9% were inactive population.

Grafikon 8: Radno sposobno stanovništvo prema aktivnosti

Chart 8: Working age population by activity



*) Za preliminarne podatke nije urađen proces imputacija i ostalih potrebnih obrada podataka.

The imputation process and other necessary data processings data have not been made for preliminary data.

%) Učešće žena u pojedinim kategorijama

Share of women in certain categories

Tabela 1: Mjere aktivnosti stanovništva*Table 1: Measures of the population activities*

	Ukupno / Total		
	stopa aktivnosti <i>activity rate</i>	stopa zaposlenosti <i>employment rate</i>	stopa nezaposlenosti <i>unemployment rate</i>
BiH	44,1	31,9	27,7
FBiH	42,6	30,2	29,1
RS	47,1	35,2	25,2
DB	39,6	27,6	30,3
	Ženski / Female		
	stopa aktivnosti <i>activity rate</i>	stopa zaposlenosti <i>employment rate</i>	stopa nezaposlenosti <i>unemployment rate</i>
BiH	33,5	23,2	30,7
FBiH	31,7	21,4	32,4
RS	37,1	26,8	27,7
DB	28,4	18,1	36,2
	Muški / Male		
	stopa aktivnosti <i>activity rate</i>	stopa zaposlenosti <i>employment rate</i>	stopa nezaposlenosti <i>unemployment rate</i>
BiH	55,1	40,9	25,8
FBiH	54,0	39,4	27,1
RS	57,5	44,0	23,4
DB	51,0	37,3	26,9

Tabela 2: Struktura radno sposobnog stanovništva prema aktivnosti, spolu i entitetima*Table 2: Structure of working age population by activity, sex and entities*

	BiH	Ženski <i>Female</i>	Muški <i>Male</i>	FBiH	RS	DB
zaposlenici <i>employees</i>	24,1	18,2	30,4	24,9	23,1	17,4
samozaposlenici <i>self-employed persons</i>	6,6	3,5	9,8	4,7	10,0	8,3
pomažući članovi <i>unpaid family workers</i>	1,1	1,5	0,7	0,6	2,1	1,9
nezaposleni <i>unemployed persons</i>	12,2	10,3	14,2	12,4	11,9	12,0
na školovanju <i>student</i>	9,5	9,5	9,5	9,8	9,1	8,0
domaćice <i>housewife</i>	14,1	27,4	0,0	15,9	10,5	15,5
penzioneri <i>retired</i>	19,1	14,3	24,0	19,4	18,6	16,3
ostale neaktivne osobe <i>other inactive persons</i>	13,3	15,2	11,3	12,3	14,7	20,7
stanovništvo 15+ <i>population 15+</i>	100,0	100,0	100,0	100,0	100,0	100,0

Tabela 3: Struktura radno sposobnog stanovništva prema stepenu obrazovanju i spolu*Table 3: Structure of working age population by level of education and sex*

	Ukupno / Total			
	Zaposleni <i>Employed persons</i>	Nezaposleni <i>Unemployed persons</i>	Neaktivni <i>Inactive persons</i>	Ukupno <i>Total</i>
Osnovno obrazovanje i manje <i>Primary education and less</i>	17,8	17,5	56,7	39,5
Srednje obrazovanje i specijalizacija <i>Secondary and post-secondary non-tertiary education</i>	64,6	72,1	38,7	51,1
Više, visoko obrazovanje, magisterij, doktorat <i>Higher and high education, masters, doctoral degrees</i>	17,6	10,4	4,6	9,5
Ukupno <i>Total</i>	100,0	100,0	100,0	100,0
	Ženski / Female			
	Zaposleni <i>Employed persons</i>	Nezaposleni <i>Unemployed persons</i>	Neaktivni <i>Inactive persons</i>	Ukupno <i>Total</i>
Osnovno obrazovanje i manje <i>Primary education and less</i>	19,7	17,1	64,7	49,4
Srednje obrazovanje i specijalizacija <i>Secondary and post-secondary non-tertiary education</i>	56,6	68,8	32,2	41,7
Više, visoko obrazovanje, magisterij, doktorat <i>Higher and high education, masters, doctoral degrees</i>	23,7	14,1	3,0	9,0
Ukupno <i>Total</i>	100,0	100,0	100,0	100,0
	Muški / Male			
	Zaposleni <i>Employed persons</i>	Nezaposleni <i>Unemployed persons</i>	Neaktivni <i>Inactive persons</i>	Ukupno <i>Total</i>
Osnovno obrazovanje i manje <i>Primary education and less</i>	16,7	17,8	44,1	29,1
Srednje obrazovanje i specijalizacija <i>Secondary and post-secondary non-tertiary education</i>	69,3	74,6	48,9	60,9
Više, visoko obrazovanje, magisterij, doktorat <i>Higher and high education, masters, doctoral degrees</i>	14,0	7,6	7,0	10,0
Ukupno <i>Total</i>	100,0	100,0	100,0	100,0

Tabela 4: Struktura radno sposobnog stanovništva prema područjima djelatnosti i spolu*Table 4: Structure of working age population by sections of economic activities and sex*

	Ženski <i>Female</i>	Muški <i>Male</i>	Ukupno <i>Total</i>
Poljoprivredne djelatnosti <i>Agriculture</i>	16,8	18,5	17,9
Nepoljoprivredne djelatnosti <i>Industry</i>	17,7	36,5	29,5
Uslužne djelatnosti <i>Services</i>	65,5	45,0	52,6
Ukupno <i>Total</i>	100,0	100,0	100,0

Tabela 5: Nezaposleni prema dužini traženja posla*Table 5: Unemployed persons by duration of job seeking*

	Ženski <i>Female</i>	Muški <i>Male</i>	Ukupno <i>Total</i>
našli posao ali još uvijek ne rade <i>found a job but still not working</i>	0,9	0,5	0,7
5 mjeseci i manje od 5 mjeseci <i>5 months and less than 5 months</i>	9,5	9,0	9,2
6 - 11 mjeseci <i>6 - 11 months</i>	8,1	8,9	8,6
12 - 23 mjeseca <i>12 - 23 months</i>	12,7	15,8	14,5
24 - 60 mjeseci <i>24 - 60 months</i>	37,0	33,5	35,0
61 i više mjeseci <i>61 months and more</i>	31,8	32,3	32,1
Ukupno <i>Total</i>	100,0	100,0	100,0

METODOLOŠKA OBJAŠNENJA

Cilj Ankete o radnoj snazi

Anketa o radnoj snazi je najobuhvatnija anketa domaćinstava u Bosni i Hercegovini. Cilj Ankete je da se prikupe podaci o situaciji na tržištu rada u Bosni i Hercegovini. Anketom se prikupljaju podaci o veličini, strukturi i karakteristikama radne snage i neaktivne populacije u Bosni i Hercegovini.

Anketa o radnoj snazi u BiH provedena je u skladu sa preporukama i definicijama Međunarodne organizacije rada (MOR), usvojenim na 13. Međunarodnoj konferenciji statističara rada, i u skladu sa preporukama EUROSTATa. Ovo omogućava uporedivost podataka iz Ankete sa drugim zemljama.

Jedinica posmatranja i jedinica anketiranja

Jedinica posmatranja u Anketi je domaćinstvo koje živi u stambenoj jedinici izabranom u uzorak.

Domaćinstvom se smatra svaka porodična ili druga zajednica osoba koje se izjasne da zajedno stanuju i zajednički troše svoje prihode za podmirivanje osnovnih životnih potreba.

Jedinica anketiranja je član izabranog domaćinstva.

Obuhvat istraživanja

Ciljano stanovništvo u Anketi je svo rezidentno stanovništvo, tj. ono koje boravi na teritoriji BiH 12 mjeseci i duže. Istraživanjem je obuhvaćeno samo stanovništvo koje živi u privatnim domaćinstvima.

Privremeno odsutni članovi domaćinstva (kraće od 12 mjeseci), bez drugog uobičajenog boravišta i dalje pripadaju domaćinstvu tj. uključeni su u anketiranje.

Osobe koje su odsutne iz domaćinstva više od 12 mjeseci ne obuhvataju se tj. ne smatraju se članovima domaćinstva. Izuzetak su osobe koje su odsutne više od 12 mjeseci iz domaćinstva, ali su i dalje ekonomski vezane za domaćinstvo tj. ako je razlog njihove odsutnosti: školovanje, rad/zaposlenje u BiH i rad/zaposlenje kod domaćeg poslodavca izvan BiH.

Referentni period

Anketirane osobe su razvrstane na zaposlene, nezaposlene i neaktivne prema njihovom statusu u referentnoj sedmici tj. sedmici posmatranja. To je sedmica (od ponedjeljka do nedjelje) koja prethodi sedmici anketiranja. Anketiranje je provedeno od 13. do 26. aprila 2015. godine, dok je referentna sedmica bila od 06. do 12. aprila 2015. godine.

Bazni koncepti i definicije

Radno sposobno stanovništvo obuhvata sve osobe starosti 15 i više godina.

METHODOLOGICAL EXPLANATIONS

The purpose of the Labour Force Survey

The Labour Force Survey is the most comprehensive official household survey in Bosnia and Herzegovina. It is aimed to collect data on the situation on the labour market in Bosnia and Herzegovina. It provides data on size, structure and characteristics of the labour force and inactive population in Bosnia and Herzegovina.

The Labour Force Survey in Bosnia and Herzegovina is carried out in compliance with the International Labour Organisation (ILO) guidelines for labour force statistics, adopted at the 13th International Conference of Labour Statistics, and with EUROSTAT's requirements which refer to the harmonised EU survey. This enables the comparability of the results with other countries.

Observation units

The observation unit is a household living in a housing unit randomly selected to the sample.

A household is a group people (family or other community), living together in the same dwelling and sharing expenditures.

A survey unit is a member of sampled household.

Scope of the survey

The definition of the target population followed the criterion for the resident population, i.e. all persons whose usual place of residence was on the territory of Bosnia and Herzegovina (12 months and more). The survey covered only the population living in private households.

Temporarily absent members of the households (less than 12 months) without any other habitual residence were also included in the household.

Absent members of the household more than 12 months were excluded from the survey. Exception was the persons who were absent more than 12 months but had strong economics relationship with household e.g. if the reason of their absence was: education, work/employment in Bosnia and Herzegovina and work/employment with local employer outside Bosnia and Herzegovina.

Reference period

Persons are included among persons in employment, unemployment or inactive according to their activity in the week preceding the interview (from Monday to Sunday). Interview was carried out from April 13th to 26th 2015 year, and reference week was from April 6th to 12th 2015 year.

Basic concepts and definitions

Working age population comprises all persons aged 15 years and over.

Zaposlene osobe su one koje su tokom referentne sedmice (od ponedjeljka do nedjelje) obavljale bilo kakav posao za plaću (u gotovini ili naturi) ili za porodičnu korist. Osobe koje nisu radile u referentnoj sedmici, ali imaju posao sa kojeg su bile privremeno odsutne su, također, uključene u zaposlene.

Neplaćeni pomažući članovi su oni koji nisu bili u plaćenju zaposlenosti niti su bili samozaposleni u referentnoj sedmici, ali su obavljali neki posao na porodičnom imanju, u porodičnoj firmi ili nekom drugom obliku porodičnog biznisa. Oni ne primaju redovnu plaću.

Osobe koje rade nepuno radno vrijeme su sve osobe čije je uobičajeno radno vrijeme kraće od zakonski propisanog.

Podzaposlene osobe su one zaposlene osobe koje rade kraće od zakonski propisanog radnog vremena, ali žele da rade više i spremne su da prihvate više posla u naredne dvije sedmice (u okviru postojećeg posla, dodatni posao pored postojećeg ili drugi - novi posao).

Nezaposlene osobe su one koje tokom referentne sedmice (sedmica koja je prethodila anketiranju):

- nisu radile (nisu u plaćenju zaposlenosti ili samozaposlenosti niti su radile bilo kakav plaćeni posao);
- aktivno su tražile posao (poduzele su specifične korake u posljednje četiri sedmice da pronađu zaposlenje ili samozaposlenje);
- bile su trenutno raspoložive za rad (u okviru dvije sedmice).

Osobe koje su pronašle posao koji će početi da rade u narednom periodu su, također, uključene u nezaposlene osobe.

Radnu snagu ili ekonomski aktivno stanovništvo čine sve zaposlene i nezaposlene osobe.

Neaktivne osobe su one koje imaju 15 i više godina i koje nisu svrstane niti u zaposlene niti u nezaposlene osobe.

Stopa aktivnosti predstavlja procentualno učešće radne snage u radno sposobnom stanovništvu.

Stopa zaposlenosti predstavlja procentualno učešće zaposlenih osoba u radno sposobnom stanovništvu.

Stopa nezaposlenosti predstavlja procentualno učešće nezaposlenih osoba u radnoj snazi.

Metodološke razlike između administrativnih podataka o zaposlenima i podataka dobijenih Anketom o radnoj snazi

Podaci dobijeni iz administrativnih izvora i iz Ankete razlikuju se u pogledu:

Izvora: administrativni podaci se baziraju na istraživanjima zaposlenih putem mjesečnog upitnika Rad-1 koji se prikuplja

Persons in employment are those who during the last week (from Monday to Sunday) prior to the interview did any work for payment (in cash or kind) or family gain. Persons who were not working but had a job from which they were temporarily absent are also included.

Unpaid family workers are those who were not in paid employment or self-employment during the last week prior to the interview, but did some work on the family farm, in the family enterprise or some other kind of family gainful activity; they normally do not receive regular payment.

Persons in part-time employment are those who usually work less than legislated hours per week.

Underemployed persons are those who usually work less than legislated hours per week but would like to work more and are prepared to accept more work in the next two weeks (within their present work, with additional work or with other work).

Unemployed persons are those who during the last week prior to the interview:

- did not work (not in paid employment or self-employment and did not do any paid work);*
- were actively seeking work (specific steps taken in past four weeks to seek paid employment or self-employment);*
- were currently available for work (within two weeks).*

Persons who had found a job to start later are also included among unemployed persons.

The labour force is persons in employment and unemployed persons.

Inactive persons are those, aged 15 years and over, who are not classified as persons in employment or as unemployed persons.

Activity rate represents the labour force as a percentage of the working age population.

Employment/population ratio represents persons in employment as a percentage of the working age population.

Unemployment rate represent unemployment persons as a percentage of the labour force.

Methodological differences between administrative data and data obtained by Labour Force Survey of persons in employment

Administrative data and data obtained by LFS differ regarding:

Source: administrative data are based on the monthly statistical survey Rad-1 which is obtained from enterprises,

od poslovnih subjekata, dok se anketni podaci baziraju na procjenjivanju podataka na bazi uzorka domaćinstava.

Perioda posmatranja: administrativni podaci se odnose na zadnji dan mjeseca, dok se anketni podaci odnose na aktivnost ispitanika u referentnoj sedmici.

Perioda izvještavanja: administrativni podaci se prikupljaju mjesečno, dok se Anketa provodi jedanput godišnje.

Kategorija uključenih u zaposlene osobe: administrativni podaci uključuju samo osobe u formalnoj zaposlenosti, dok anketni podaci uključuju i vlasnike poljoprivrednih imanja i neplaćene pomažuće članove porodice i osobe koje su u sedmici posmatranja obavljale bilo kakav posao za zaradu (u novcu ili naturi), profit itd.

Publikovanja rezultata: administrativni podaci se objavljuju u formi mjesečnog saopćenja, dok se rezultati Ankete objavljuju u dva izdanja: preliminarni rezultati u formi saopćenja i konačni rezultati u formi godišnje publikacije).

Metodološke razlike između administrativnih podataka o nezaposlenima i podataka dobijenih Anketom o radnoj snazi

Podaci dobijeni iz administrativnih izvora i iz Ankete razlikuju se u pogledu:

Izvora: administrativni podaci se baziraju na evidenciji nezaposlenih osoba u Zavodu za zapošljavanje, dok se anketni podaci baziraju na procjenjivanju podataka na bazi uzorka domaćinstava.

Periodu posmatranja: administrativni podaci se odnose na zadnji dan mjeseca, dok se anketni podaci odnose na aktivnost ispitanika u referentnoj sedmici.

Periodu izvještavanja: administrativni podaci se prikupljaju mjesečno, dok se Anketa provodi jedanput godišnje.

Kategorija uključenih u nezaposlene osobe: administrativni podaci pokrivaju sve osobe prijavljene na birou za zapošljavanje prema kriterijima definisanim od istih, dok anketni podaci uključuju samo osobe koje zadovoljavaju jasne kriterije definisane od strane Međunarodne organizacije rada (MOR) tj. osobe koje u referentnoj sedmici nisu radile – nisu obavljale bilo kakvu aktivnost za plaću, zaradu ili porodičnu korist; aktivno su tražile zaposlenje u prethodne četiri sedmice i raspoložive su za posao – spremne su da prihvate posao u naredne dvije sedmice.

Nezaposlene su, također, i osobe koje nisu tražile zaposlenje u prethodne četiri sedmice, jer su već pronašle zaposlenje ali još nisu počele da rade, nego će početi da rade ubrzo nakon provođenja Ankete.

Prilikom pripreme preliminarnih podataka, nisu urađene imputacije i druge neophodne obrade podataka.

Publikovanja rezultata: administrativni podaci se objavljuju u mjesečnoj dinamici i preuzimaju se od Zavoda za zapošljavanje i publikuju u formi mjesečnog saopćenja, dok se rezultati Ankete objavljuju u dva izdanja: preliminarni rezultati u formi saopćenja i konačni rezultati u formi godišnje publikacije).

while Labour Force Survey data are result of estimates based on the statistical sample.

Reporting period: administrative data are extracted on the last day of the month while survey data refer to the activity of the respondent in the reference week (from Monday to Sunday).

Observation period: administrative data are extracted on the last day of the month while the Labour Force Survey is carried out once a year.

Categories included in persons in paid employment: administrative data cover only persons in paid employment with employment contracts while the Labour Force Survey also covers owners of farms, unpaid family workers and persons working under contracts for work or for direct payment, i.e. persons who in the reference week (from Monday to Sunday) performed any work for payment (in money or in kind), profit or family gain.

Publication: administrative data are published in monthly first release, while Labour Force Survey data are published twice a year in the form of: first release of preliminary data and in the form of the yearly publication for final results.

Methodological differences between administrative data and data obtained by Labour force survey of unemployed persons

Administrative data and data obtained by LFS differ regarding:

Source: administrative data are obtained from the Register of Unemployed Persons, which is kept by the Employment Service of Federation B&H. In administrative data we have full coverage while Labour Force Survey results are estimates based on the statistical sample.

Reporting period: administrative data are extracted on the last day of the month while survey data refer to the activity of the respondent in the reference week (from Monday to Sunday).

Observation period: administrative data are extracted on the last day of the month while Labour Force Survey is carried out once a year.

Categories included in unemployed persons: administrative data cover all persons registered with the Employment Bureau under the criteria defined by them, while survey data include only those that meet the clear criteria established by the International Labour Organisation (ILO), i.e., persons who in the reference week did not work - did not perform any work for pay, profit or family gain; actively seeking employment during the previous four weeks and are available for work - are ready to accept a job in the next two weeks.

The unemployed are also persons who are not seeking a job in the previous four weeks, since they have already found employment but have not yet started to work, but will start to work soon after the Survey.

The imputation process and other necessary data processings data have not been made for preliminary data.

Publication: administrative data are published in monthly first release and are obtained by the Employment Office. Labour Force survey data are published twice a year in the form of: first release of preliminary data and in the form of the yearly publication for final results.

Uzorak

Posljednji popis stanovništva u BiH proveden je 1991. godine. Budući da je nakon toga došlo do velikih pomjeranja stanovništva, a kako je Anкета istraživanje bazirano na uzorkom izabranim domaćinstvima kao jedinicama posmatranja, bilo je neophodno obezbijediti ažurnije podatke na bazi kojih bi se odabrao uzorak.

Uz pomoć UNDP-a formulisan je i proveden projekat Ažuriranja okvira uzorka u BiH, za koji je finansijska sredstva obezbijedila Vlada Velike Britanije, putem svog Odjela za međunarodni razvoj (DFID). U okviru projekta formiran je Prošireni master uzorak ažuriranjem 1.456 popisnih krugova u periodu januar-februar 2006. godine. Iz Proširenog master uzorka izvršen je izbor 10.598 domaćinstava za BiH.

Uzorak je dizajniran kao stratifikovani dvoetafni slučajni uzorak.

Ponderi su izračunati u dva koraka. U prvom koraku svakom odabranom domaćinstvu je pridružen ponder odabira iz uzorka kao inverzna vrijednost vjerovatnoće izbora svakog domaćinstva. U drugom koraku je urađeno prilagođavanje na bazi neodziva. Nije urađena poststratifikacija, odnosno prilagođavanje pondera po starosnim grupama i spolu zbog nepostojanja pouzdanih procjena stanovništva po spolu i starosnim grupama.

Sample

The last census in Bosnia and Herzegovina was taken in 1991. Considering the major migrations of the population since then, and the fact that the Survey research is based on the random sample of household as unit of observation, it was necessary to provide up-to-date data base on which the sample could be selected.

UNDP supported formulation and implementation of the Sample Frame Update project, for which funding was provided by the Government of the UK through its Department for International Development (DFID). Within this project an Expanded Master Sample was established by updating the information for 1.456 census areas in the period of January/February 2006. 10.598 households from Bosnia and Herzegovina were selected from the Expanded Master Sample.

The sample was designed as a stratified two-stage random sample.

Weights were calculated in two steps. In the first step, each of the selected households was allocated the weight the weight of the sample selection as the inverted value of probability of selecting each household. In the second step, adjustment were made on the basis of failure to respond. Poststratification, i.e. adjustment of weights per age group and gender, was not executed due to lack of reliable estimates of population per age group or gender.

Posebna zahvalnost svim anketiranim domaćinstvima!
Special acknowledgements to all of the interviewed households!

Izdaje i štampa Agencija za statistiku Bosne i Hercegovine, 71000 Sarajevo, Zelenih beretki 26
Published and printed by the Agency for Statistics of the Bosnia and Herzegovina, 71000 Sarajevo, Zelenih beretki 26

Telefon/Phone: +387 (33) 911 911 · Telefaks/Telefax: +387 (33) 220 622
Elektronska pošta/E-mail: bhas@bhas.ba · Internetska stranica/Web site: <http://www.bhas.ba>

Odgovara zamjenik direktora Fadil Fatić
Person responsible: Fadil Fatić, Deputy Director

Saopćenje priredili: Selma Husković, Ivana Simić i Jasna Isaković
Prepared by: Ms. Selma Husković, Ms. Ivana Simić and Ms Jasna Isaković

Podaci iz ovog saopćenja objavljuju se i na internetu
First Release data are also published on the Internet
