



Users are kindly requested to mention the data source

YEAR XVII

SARAJEVO, 10.01. 2024.

NUMBER 10

## TOURISM STATISTICS

### Cumulative data

#### January - November 2023

In the period January - November 2023, tourists made 1.621.831 visits, which is 18.0% more compared to the same period in 2022, and 3.431.903 overnight stays, which is 13.7% more compared to the same period in 2022. years.

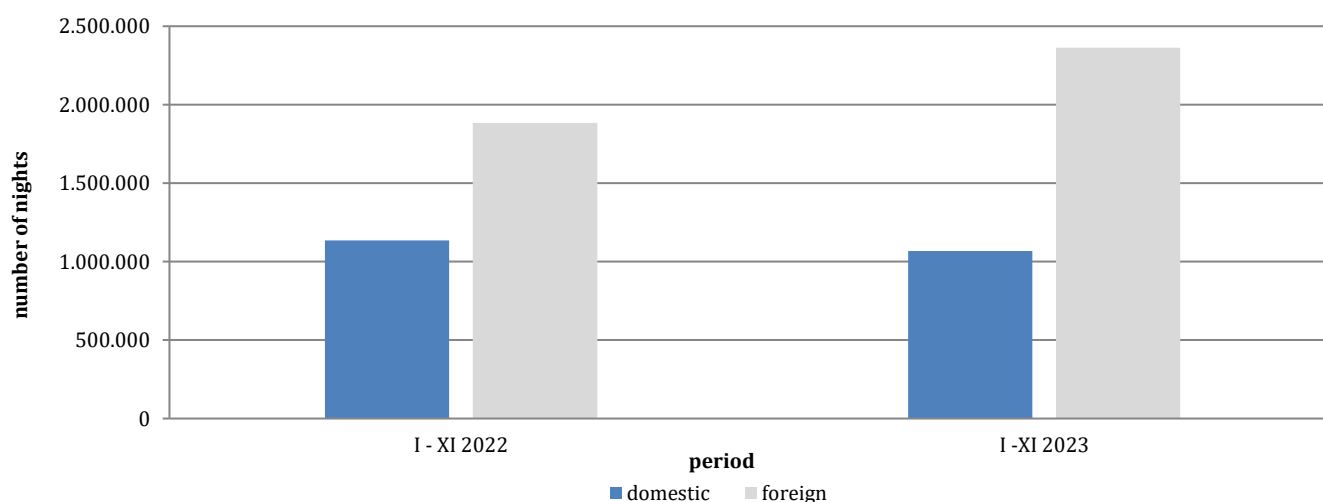
The number of overnight stays by domestic tourists is lower by 5.8%, while the number of overnight stays by foreign tourists is higher by 25.5% compared to the same period in 2022. In the total number of overnight stays, the participation of domestic tourists is 31.1%, while the participation of foreign tourists is 68.9%.

In the structure of overnight stays by foreign tourists, the most overnight stays were made by tourists from Croatia (14.2%), Serbia (12.3%), Turkey (8.1%), Slovenia (6.7%), Saudi Arabia (5.3%), Germany (4.8%), USA (3.4%), United Arab Emirates (3.1%), which is a total of 57.9%. Tourists from other countries accounted for 42.1% of overnight stays.

Regarding the length of stay of foreign tourists in our country, Kuwait is in the first place with 3.8 nights, Qatar with 3.3 nights, Egypt and Ireland with 3.2 nights each, United Arab Emirates and Iran with 3.0 nights each, France, Albania and Bahrain with 2.9 nights each.

According to the type of accommodation facility, the largest number of overnight stays was realized within the Hotels and similar accommodation sector with a share of 94.2%.

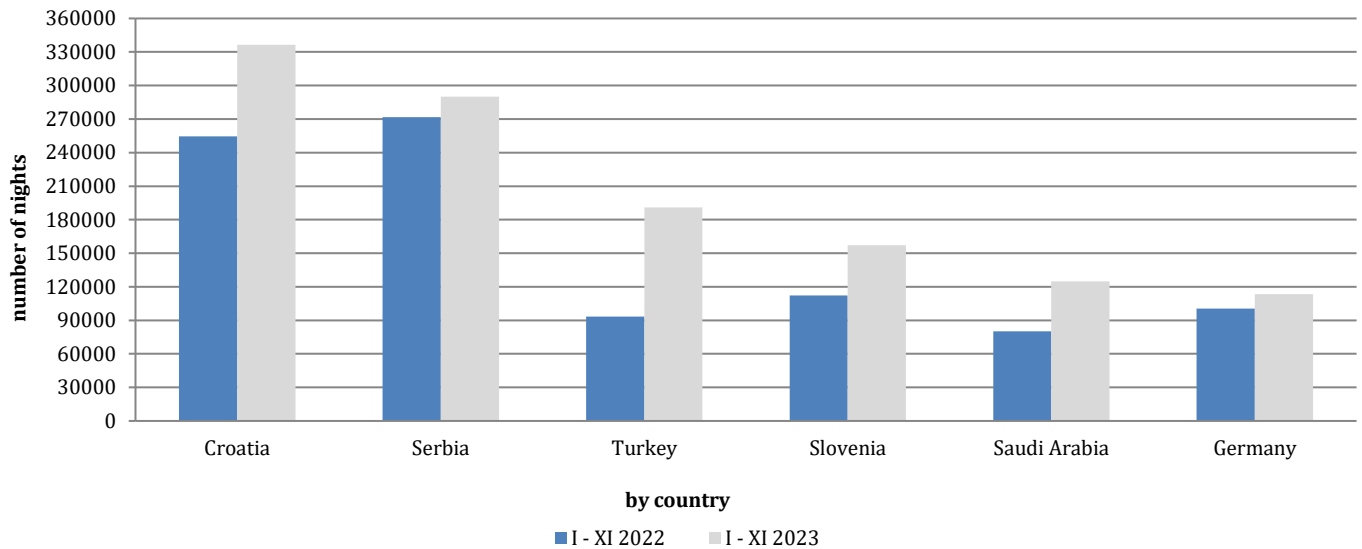
**Graph 1: Tourist nights, January - November 2022 and 2023**



**Table 1: Tourist arrivals and nights**

	ARRIVALS			NIGHTS			I - XI 2023	
	I - XI 2022*	I - XI 2023	Indices $\frac{I - XI 2023}{I - XI 2022}$	I - XI 2022*	I - XI 2023	Indices $\frac{I - XI 2023}{I - XI 2022}$	Structure of nights %	Average number of nights by arrivals
<b>Total</b>	<b>1.374.479</b>	<b>1.621.831</b>	<b>118,0</b>	<b>3.017.683</b>	<b>3.431.903</b>	<b>113,7</b>	<b>100,0</b>	<b>2,1</b>
Domestic tourist	516.114	499.712	96,8	1.134.579	1.068.763	94,2	31,1	2,1
Foreign tourist	858.365	1.122.119	130,7	1.883.104	2.363.140	125,5	68,9	2,1

\*final data

**Grafikon 2: Foreign tourist nights by country of residence, January-November 2022 and 2023****Table 2: Foreign tourist arrivals and nights, by country of residence**

	ARRIVALS			NIGHTS			I - XI 2023	
	I - XI 2022*	I - XI 2023	Indices $\frac{I - XI 2023}{I - XI 2022}$	I - XI 2022*	I - XI 2023	Indices $\frac{I - XI 2023}{I - XI 2022}$	Structure of nights %	Average number of nights by arrivals
<b>Total</b>	<b>858.365</b>	<b>1.122.119</b>	<b>130,7</b>	<b>1.883.104</b>	<b>2.363.140</b>	<b>125,5</b>	<b>100,0</b>	<b>2,1</b>
Albania	3.360	3.590	106,8	6.585	10.447	158,6	0,4	2,9
Austria	27.232	33.009	121,2	54.628	64.983	119,0	2,7	2,0
Belgium	5.766	6.757	117,2	12.476	15.278	122,5	0,6	2,3
Bulgaria	5.193	6.483	124,8	9.717	12.133	124,9	0,5	1,9
Montenegro	22.851	27.657	121,0	48.371	61.226	126,6	2,6	2,2
Czech Republic	6.667	8.230	123,4	12.960	15.292	118,0	0,6	1,9
Denmark	5.649	5.088	90,1	14.744	13.594	92,2	0,6	2,7
Estonia	455	650	142,9	788	1.393	176,8	0,1	2,1
Finland	1.401	1.675	119,6	3.233	3.322	102,8	0,1	2,0
France	15.745	17.755	112,8	47.755	51.936	108,8	2,2	2,9
Greece	4.804	6.613	137,7	10.054	13.734	136,6	0,6	2,1
Netherlands	16.983	18.313	107,8	41.242	44.781	108,6	1,9	2,4
Croatia	116.605	150.385	129,0	254.580	336.522	132,2	14,2	2,2
Ireland	3.086	3.111	100,8	10.292	9.878	96,0	0,4	3,2
Iceland	203	431	212,3	467	982	210,3	0,0	2,3
Italy	21.272	25.549	120,1	45.290	54.257	119,8	2,3	2,1
Cyprus	506	820	162,1	918	1.425	155,2	0,1	1,7

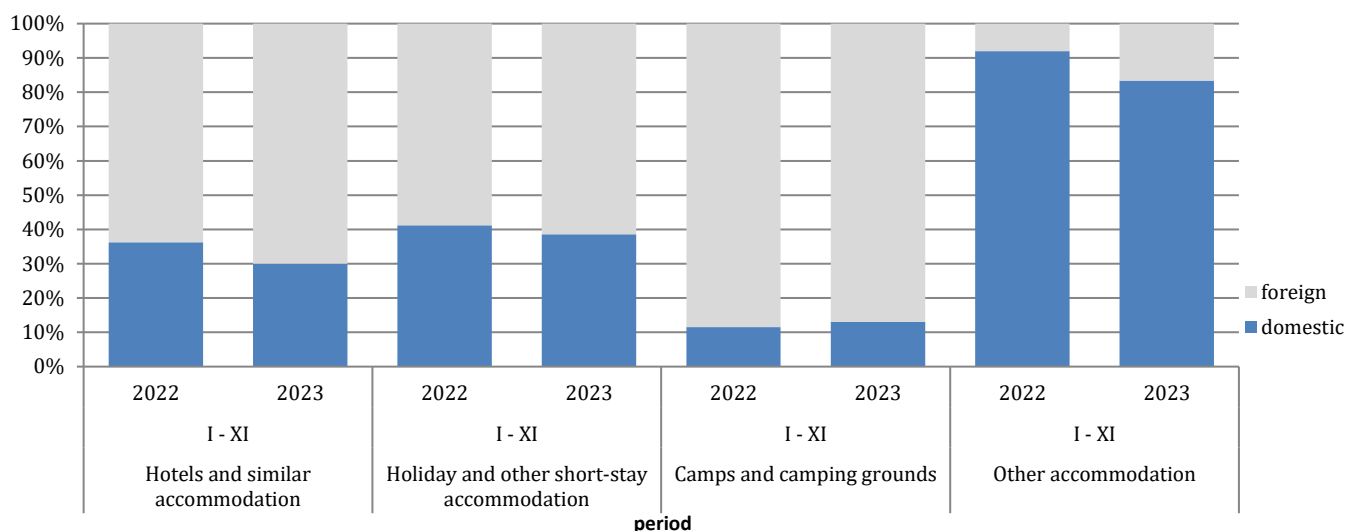
(continued on next page)

(next)

	ARRIVALS			NIGHTS			I - XI 2023	
	I -XI 2022*	I - XI 2023	Indices I - XI 2023 I - XI 2022	I -XI 2022*	I - XI 2023	Indices I - XI 2023 I - XI 2022	Structure of nights %	Average number of nights by arrivals
Latvia	538	968	179,9	1.027	2.684	261	0,1	2,8
Lithuania	1.646	1.122	68,2	3.584	1.785	50	0,1	1,6
Luxembourg	1.148	992	86,4	2.543	2.150	85	0,1	2,2
Hungary	13.193	17.124	129,8	28.628	33.139	116	1,4	1,9
Malta	369	1.137	308,1	741	2.440	329	0,1	2,1
Norway	3.981	4.299	108,0	8.210	9.227	112	0,4	2,1
Germany	45.352	53.102	117,1	100.394	113.423	113	4,8	2,1
Poland	22.297	23.049	103,4	51.743	55.932	108	2,4	2,4
Portugal	2.405	2.453	102,0	5.793	5.835	101	0,2	2,4
Romania	5.083	5.772	113,6	10.852	10.830	100	0,5	1,9
Russian Federation	5.731	9.011	157,2	11.411	16.963	149	0,7	1,9
North Macedonia	8.988	12.669	141,0	18.177	25.778	142	1,1	2,0
Slovakia	3.815	5.848	153,3	8.546	11.664	136	0,5	2,0
Slovenia	57.319	72.160	125,9	112.119	157.187	140	6,7	2,2
Serbia	132.846	139.132	104,7	271.719	290.165	107	12,3	2,1
Spain	8.918	10.091	113,2	22.033	21.943	100	0,9	2,2
Switzerland (including Liechtenstein)	12.321	13.603	110,4	25.674	27.764	108	1,2	2,0
Sweden	11.492	11.313	98,4	26.367	25.804	98	1,1	2,3
Turkey	59.586	137.382	230,6	93.395	190.903	204	8,1	1,4
United Kingdom	10.927	13.261	121,4	26.114	34.391	132	1,5	2,6
Ukraine	1.940	2.271	117,1	4.846	5.175	107	0,2	2,3
Other European countries	3.572	2.578	72,2	8.792	7.271	83	0,3	2,8
Egypt	668	777	116,3	1.996	2.474	124	0,1	3,2
South Africa	386	419	108,5	732	810	111	0,0	1,9
Other African countries	1.673	2.181	130,4	4.561	5.348	117	0,2	2,5
Canada	4.326	5.630	130,1	9.760	12.648	130	0,5	2,2
USA	28.621	35.123	122,7	64.762	80.861	125	3,4	2,3
Other Northern American countries	1.610	975	60,6	3.359	1.914	57	0,1	2,0
Brazil	2.156	3.513	162,9	5.580	6.829	122	0,3	1,9
Other Southern and Central American countries	3.910	6.714	171,7	7.374	12.376	168	0,5	1,8
Bahrain	7.528	3.993	53,0	20.574	11.399	55	0,5	2,9
India	1.621	2.986	184,2	3.653	5.900	162	0,2	2,0
Iran	316	391	123,7	1.030	1.172	114	0,0	3,0
Israel	7.476	10.792	144,4	18.412	25.908	141	1,1	2,4
Japan	618	1.692	273,8	1.734	3.000	173	0,1	1,8
Republic of Korea	2.965	12.537	422,8	4.349	16.364	376	0,7	1,3
Qatar	3.560	3.860	108,4	10.384	12.628	122	0,5	3,3
China	4.516	28.407	629,0	9.952	39.808	400	1,7	1,4
Kuwait	12.192	13.977	114,6	46.088	52.917	115	2,2	3,8
Malaysia	9.853	11.898	120,8	11.810	14.843	126	0,6	1,2
Oman	12.380	15.147	122,4	29.089	36.309	125	1,5	2,4
Saudi Arabia	33.276	51.916	156,0	80.044	124.713	156	5,3	2,4
United Arab Emirates	30.474	24.481	80,3	92.368	73.655	80	3,1	3,0
Other Asian countries	12.621	19.135	151,6	29.105	35.377	122	1,5	1,8
Australia	3.674	8.424	229,3	8.117	18.946	233	0,8	2,2
New Zealand	391	863	220,7	900	1.963	218	0,1	2,3
Other countries of Oceania	309	835	270,2	563	1.342	238	0,1	1,6

\*final data

**Grafikon 3: Structure of tourists nights according to the KD BiH<sup>1)</sup>, January- November 2022. and 2023.**



**Table 3: Tourist arrivals and overnight stays according to the KD BiH<sup>1)</sup>**

	ARRIVALS			NIGHTS			I- XI 2023
	I-XI 2022*	I- XI 2023	Indices I- XI 2023 I- XI 2022	I-XI 2022*	I- XI 2023	Indices I- XI 2023 I- XI 2022	Structure of nights %
<b>TOTAL</b>	<b>1.374.479</b>	<b>1.621.831</b>	<b>118,0</b>	<b>3.017.683</b>	<b>3.431.903</b>	<b>113,7</b>	<b>100,0</b>
Hotels and similar accommodation	1.316.961	1.557.044	118,2	2.824.818	3.234.427	114,5	94,2
Holiday and other short-stay accommodation	36.367	41.375	113,8	92.585	100.534	108,6	2,9
Camps and camping grounds	13.224	15.625	118,2	23.719	28.225	119,0	0,8
Other accommodation	7.927	7.787	98,2	76.561	68.717	89,8	2,0
<b>DOMESTIC TOURIST</b>	<b>516.114</b>	<b>499.712</b>	<b>96,8</b>	<b>1.134.579</b>	<b>1.068.763</b>	<b>94,2</b>	<b>31,1</b>
Hotels and similar accommodation	489.864	472.573	96,5	1.023.320	969.036	94,7	28,2
Holiday and other short-stay accommodation	18.033	18.729	103,9	38.114	38.750	101,7	1,1
Camps and camping grounds	1.476	2.304	156,1	2.743	3.669	133,8	0,1
Other accommodation	6.741	6.106	90,6	70.402	57.308	81,4	1,7
<b>FOREIGN TOURIST</b>	<b>858.365</b>	<b>1.122.119</b>	<b>130,7</b>	<b>1.883.104</b>	<b>2.363.140</b>	<b>125,5</b>	<b>68,9</b>
Hotels and similar accommodation	827.097	1.084.471	131,1	1.801.498	2.265.391	125,8	66,0
Holiday and other short-stay accommodation	18.334	22.646	123,5	54.471	61.784	113,4	1,8
Camps and camping grounds	11.748	13.321	113,4	20.976	24.556	117,1	0,7
Other accommodation	1.186	1.681	141,7	6.159	11.409	185,2	0,3

1)The Classification of Economic Activities of BiH 2010

\*final data

## Methodology

### The purpose of the statistical survey

The purpose of the statistical survey is to monitor the tourist activity realised in commercial accommodation establishments and to provide internationally comparable BiH's tourism statistics in accordance with current EU Regulations for tourism statistics.

### Observation units

Observation units are all business entities /legal units that are, by their main activity, registered in accommodation activity (division 55, KD BiH 2010), persons as well as households that rent accommodation establishments to tourists. For the purpose of the survey, the Classification of Activities in Bosnia and Herzegovina - KD BiH 2010 was used, and it is fully compliant with the European Classification of Economic Activities - NACE Rev. 2.

### Coverage

Reporting units are all business entities (enterprises, craftsmen, cooperatives, institutions, associations, etc.) and their constituent units that are registered according to KD BiH 2010 under section: 55.1 (hotels and similar accommodation), 55.2 (holiday and other short - stay accommodation), 55.3 (camps and camping grounds), 55.9 (other uncategorised accommodation), health care institutions in which persons themselves bear the fee for medical rehabilitation or their stay: business entities that deal with the mediation of accommodation of guests in: households, houses, camps, apartments, and rooms that are directly rented by private persons/households. The survey covers the entire territory of Bosnia and Herzegovina.

### Source and methods of data collection

Data on tourist turnover (number of tourist arrivals and tourist nights) is collected from the regular monthly report (TU-11 form). Reports are usually made on the basis of reception records in guest books for entities and their parts engaged in organising and arranging tourists.

### Definitions

**Tourism** means the activity of visitors taking a trip to a main destination outside their usual environment for less than a year for leisure, business, or other personal purposes other than to be employed by a resident entity in the place visited.

**A tourist** is every person who, outside his place of permanent residence, spends one night in a hotel or some other accommodation facility for reasons of rest, recreation, health, study, sport, religion, family, business, public tasks, or meeting

**A residence** is a place where a person comes with the intention of staying permanently.

**A domestic tourist** is a person with permanent residence in the BiH who spends at least one night in a hotel or other accommodation establishment outside their place of residence.

**A foreign tourist** is every person with permanent residence outside in BiH who temporarily resides in BiH and who spends at least one night in a hotel or other accommodation establishment.

### Symbols

- no occurrence

0,0 value not zero but less than 0,05

Published by the Agency for Statistics of the Bosnia and Herzegovina, 71000 Sarajevo, Zelenih beretki 26

Phone: +387 (33) 911 911 | Telefax: +387 (33) 220 622

E-mail: [bhas@bhas.gov.ba](mailto:bhas@bhas.gov.ba) | Web site: [www.bhas.gov.ba](http://www.bhas.gov.ba)

Responsible persons:

Velimir Jukić, Assistant Director of Business Statistics

Vesna Ćužić, Director

Prepared by: Azra Bander Demirović



Razmislite o očuvanju okoliša prije štampanja dokumenta.