



# FIRST RELEASE



You are required to specify a data source when allowed in your product or application.

YEAR XVII

SARAJEVO, 09/02/2024

NUMBER 12

## BUSINESS STATISTICS Tourism, December 2023

In Bosnia and Herzegovina, in December 2023, tourists received 111,240 visits, which is by 5.5% more than in November 2023 and by 8.1% more than in December 2022. Tourists hosted 213,936 nights, which is 2.9% more than in November 2023 and 5.0% more than in December 2022. In the total number of overnight stays, the share of domestic tourists is 40.8%, while the share of foreign tourists is 59.2%.

The number of overnight stays of domestic tourists increased by 12.5% compared to November 2023 and by 3.6% compared to December 2022. The number of overnight stays of foreign tourists decreased by 2.9% compared to November 2023 and increased by 6.0% compared to December 2022.

In the structure of overnight stays of foreign tourists in November 2023, the most overnight stays were made by tourists from Croatia (27.0%), Serbia (13.8%), Slovenia (8.9%), Turkey (7.0%), Austria (4.4%), Germany (3.9%), Montenegro and the United Arab Emirates (3.7%), which is a total of 72.4%. Tourists from other countries generated 27.6% of overnight stays.

As for the length of stay of foreign tourists in our country, New Zealand tourists come first with 5.2 nights, Brazil with 4.6 nights, Qatar with 4.3 nights, Egypt with 3.8 nights, Greece with 3.7 nights and the United Arab Emirates and Cyprus with 3.5 nights on average.

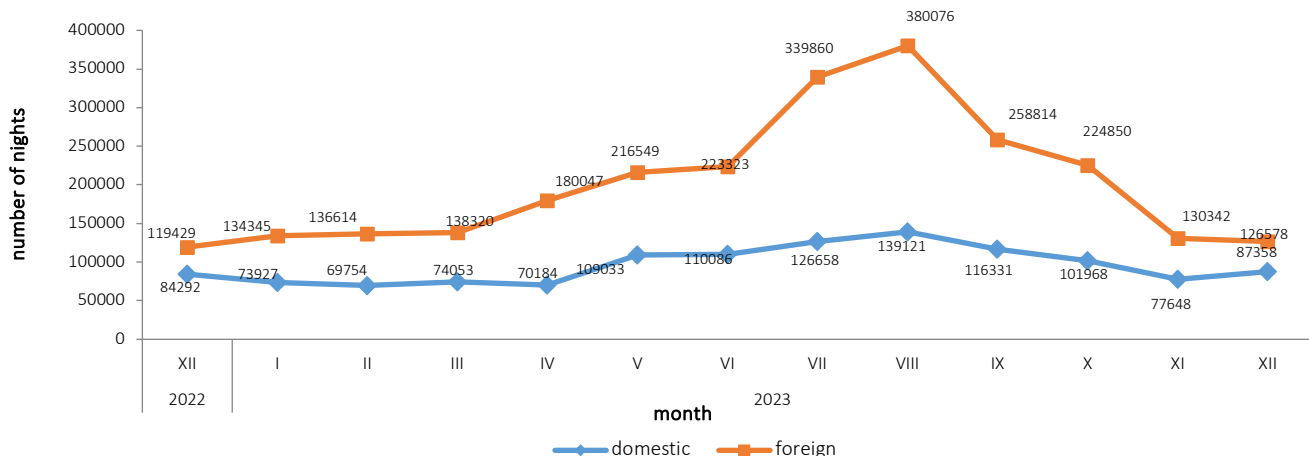
In December 2023, 18,527 rooms, apartments and camping sites were available to tourists in Bosnia and Herzegovina, which is 0.8% less than in December 2022 and 40,662 available beds, which is 0.2% more than in the same month of 2022.

In December 2023, as part of the activity - Hotels and similar accommodation, a total of 17,247 rooms and apartments were available to tourists, which is 0.6% more than in December 2022 and 36,482 beds, which is 1.7% more than in the same month of the previous year.

The net room utilization rate in December 2023 was 26.7% and permanent beds 18.0%, while in November 2022 the room utilization rate was 24.9% and permanent beds 17.4%.

According to the type of accommodation facility, the largest number of nights was realized within the scope of the activity Hotels and similar accommodation with a share of 94.7%.

**Graph 1: Tourist nights by month for the period December 2022 December 2023**

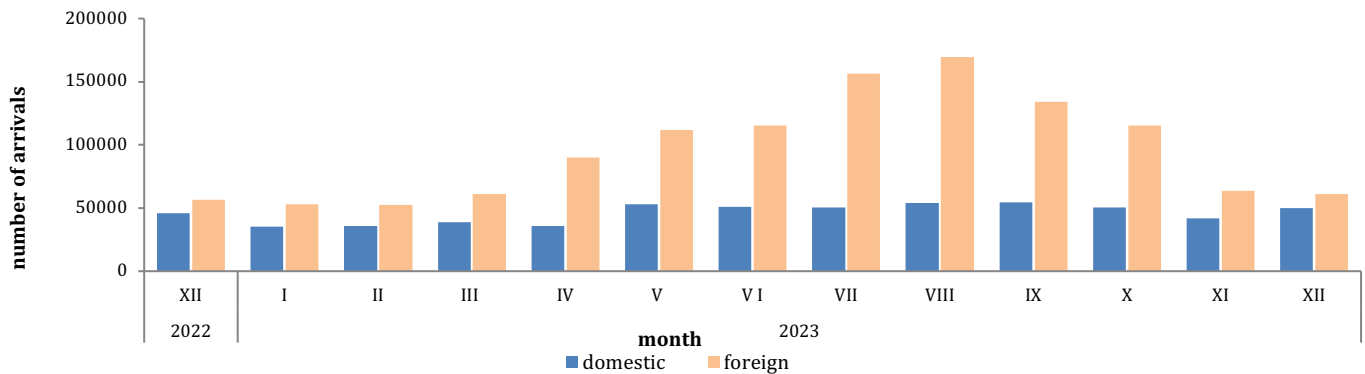


**Table 1: Tourist arrivals and overnight stays**

	Arrivals					Overnight stays					XII 2023	
	XII 2022*	XI 2023	XII 2023	Indices XII 2023 XI 2023	Indices XII 2023 XII 2022	XII 2022*	XI 2023	XII 2023	Indices XII 2023 XI 2023	Indices XII 2023 XII 2022	The structure of overnights in %	Average number of overnights per check-in
<b>TOTAL</b>	<b>102,892</b>	<b>105,446</b>	<b>111,240</b>	<b>105.5</b>	<b>108.1</b>	<b>203,721</b>	<b>207,990</b>	<b>213,936</b>	<b>102.9</b>	<b>105</b>	<b>100</b>	<b>1.9</b>
<b>Domestic tourist</b>	46,114	41,793	50,190	120.1	108.8	84,292	77,648	87,358	112.5	103.6	40.8	1.7
<b>Foreign tourist</b>	56,778	63,653	61,050	95.9	107.5	119,429	130,342	126,578	97.1	106	59.2	2.1

final data

**Graph 2: Tourist arrivals December 2022 December 2023**



**Table 2: Arrivals and overnight stays of foreign tourists by country of residence**

	Arrivals					Overnight stays					XII 2023	
	XII 2022*	XI 2023	XII 2023	Indices XII 2023 XI 2023	Indices XII 2023 XII 2022	XII 2022*	XI 2023	XII 2023	Indices XII 2023 XI 2023	Indices XII 2023 XII 2022	The structure of overnights in %	Average number of overnights per check-in
<b>Foreign tourists</b>	<b>56,778</b>	<b>63,653</b>	<b>61,050</b>	<b>95.9</b>	<b>107.5</b>	<b>119,429</b>	<b>130,342</b>	<b>126,578</b>	<b>97.1</b>	<b>106</b>	<b>100</b>	<b>2.1</b>
Albania	217	506	220	43.5	101.4	406	1,268	519	40.9	127.8	0.4	2.4
Austria	2,178	1,529	2,582	168.9	118.5	4,901	2,940	5,605	190.6	114.4	4.4	2.2
Belgium	208	189	161	85.2	77.4	475	362	365	100.8	76.8	0.3	2.3
Bulgaria	392	345	498	144.3	127	978	691	1,044	151.1	106.7	0.8	2.1
Montenegro	2,380	2,776	2,464	88.8	103.5	4,251	5,406	4,657	86.1	109.6	3.7	1.9
Czech Republic	168	307	154	50.2	91.7	384	610	346	56.7	90.1	0.3	2.2
Denmark	101	102	89	87.3	88.1	243	214	234	109.3	96.3	0.2	2.6
Estonia	7	9	5	55.6	71.4	11	19	13	68.4	118.2	0.0	2.6
Finland	23	62	32	51.6	139.1	46	172	71	41.3	154.3	0.1	2.2
France	370	435	420	96.6	113.5	810	909	962	105.8	118.8	0.8	2.3
Greece	149	345	102	29.6	68.5	282	692	381	55.1	135.1	0.3	3.7
Netherlands	372	490	446	91	119.9	924	1,405	933	66.4	101	0.7	2.1
Croatia	13,148	11,878	15,590	131.3	118.6	29,823	30,265	34,204	113	114.7	27	2.2
Ireland	82	130	71	54.6	86.6	209	335	151	45.1	72.2	0.1	2.1
Iceland	0	96	8	8.3	0.0	0	116	11	9.5	0.0	0.0	1.4
Italy	1,098	1,335	1,075	80.5	97.9	2,635	3,430	2,208	64.4	83.8	1.7	2.1
Cyprus	11	12	13	108.3	118.2	23	21	45	214.3	195.7	0.0	3.5
Latvia	7	10	4	40	57.1	15	22	5	22.7	33.3	0.0	1.3
Lithuania	12	29	25	86.2	208.3	16	81	56	69.1	350	0.0	2.2
Luxembourg	62	31	71	229	114.5	123	68	227	333.8	184.6	0.2	3.2
Hungary	506	429	542	126.3	107.1	1,102	813	997	122.6	90.5	0.8	1.8
Malta	15	170	25	14.7	166.7	28	288	39	13.5	139.3	0.0	1.6
Norway	123	119	99	83.2	80.5	245	246	167	67.9	68.2	0.1	1.7

Germany	2,179	1,867	2,178	116.7	100	5.010	4,018	4,929	122.7	98.4	3.9	2.3
---------	-------	-------	-------	-------	-----	-------	-------	-------	-------	------	-----	-----

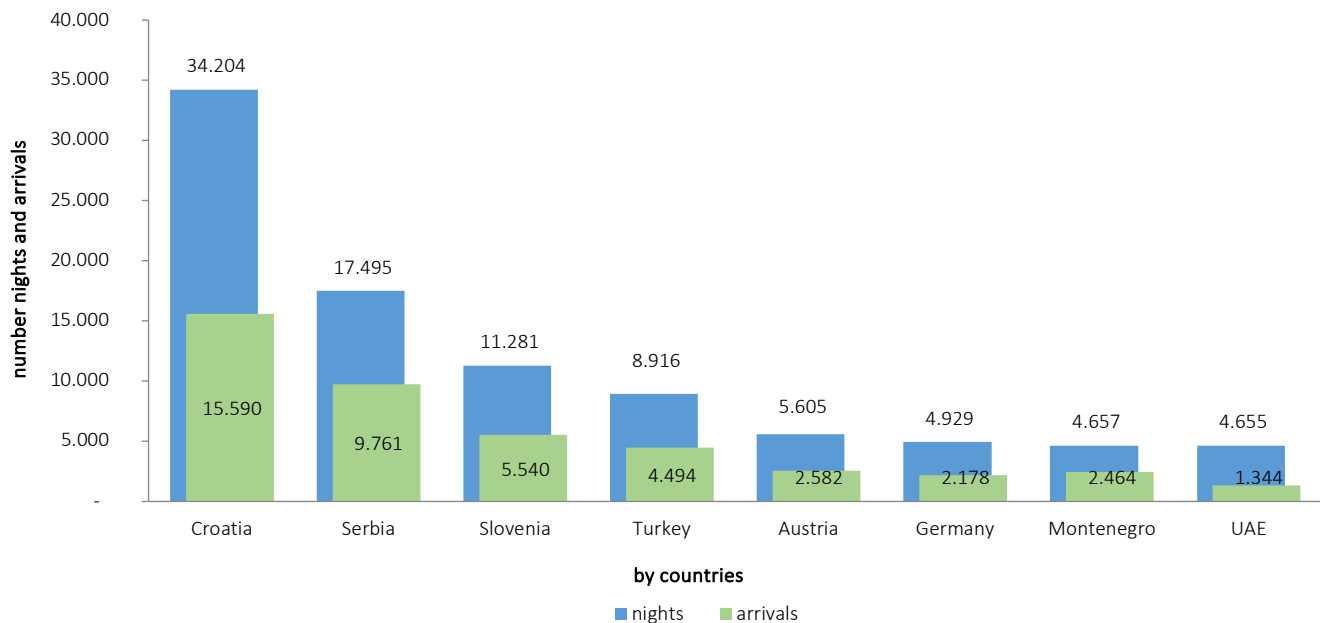
(continued on next page)

(continued)

	Arrivals					Overnight stays					XII 2023	
	XII 2022*	XI 2023	XII 2023	Indices XII 2023 XI 2023	Indices XII 2023 XII 2022	XII 2022*	XI 2023	XII 2023	Indices XII 2023 XI 2023	Indices XII 2023 XII 2022	The structure of overnights in %	Average number of overnights per check- in
Poland	328	332	280	84.3	85.4	704	751	664	88.4	94.3	0.5	2.4
Portugal	28	86	47	54.7	167.9	81	222	110	49.5	135.8	0.1	2.3
Romania	217	252	146	57.9	67.3	513	565	317	56.1	61.8	0.3	2.2
Russia	902	602	624	103.7	69.2	1,503	1,069	1,185	110.9	78.8	0.9	1.9
Northern Macedonia	713	956	1,184	123.8	166.1	1,770	1,883	2,269	120.5	128.2	1.8	1.9
Slovak Republic	117	677	449	66.3	383.8	195	1,169	892	76.3	457.4	0.7	2.0
Slovenia	5,088	5,047	5,540	109.8	108.9	10,596	10,987	11,281	102.7	106.5	8.9	2.0
USA	9,391	9,156	9,761	106.6	103.9	16,472	16,608	17,495	105.3	106.2	13.8	1.8
Spain	153	280	244	87.1	159.5	348	618	774	125.2	222.4	0.6	3.2
Switzerland (including Liechtenstein)	847	594	894	105.5	105.5	1,840	1,264	1,948	154.1	105.9	1.5	2.2
Sweden	445	314	353	112.4	79.3	950	680	730	107.4	76.8	0.6	2.1
Turkey	3,348	9,073	4,494	49.5	134.2	6,446	14,460	8,916	61.7	138.3	7.0	2.0
United Kingdom	538	663	758	114.3	140.9	1,262	1,723	1,849	107.3	146.5	1.5	2.4
Ukraine	198	115	137	119.1	69.2	334	296	336	113.5	100.6	0.3	2.5
Other European countries	125	240	174	72.5	139.2	267	609	481	79	180.1	0.4	2.8
Egypt	60	24	29	120.8	48.3	160	119	109	91.6	68.1	0.1	3.8
South Africa	9	8	8	100	88.9	14	11	9	81.8	64.3	0.0	1.1
Other African countries	85	131	124	94.7	145.9	205	333	210	63.1	102.4	0.2	1.7
Canada	108	171	173	101.2	160.2	343	389	418	107.5	121.9	0.3	2.4
USA	911	1,947	920	47.3	101	2,034	4,815	2,231	46.3	109.7	1.8	2.4
Other North American Countries	26	31	22	71	84.6	88	67	53	79.1	60.2	0.0	2.4
Brasil	87	202	52	25.7	59.8	169	535	241	45	142.6	0.2	4.6
Other South and Central American Countries	125	363	100	27.5	80	214	905	220	24.3	102.8	0.2	2.2
Bahrain	173	21	36.	171.4	20.8	504	73	95	130.1	18.8	0.1	2.6
India	197	124	123	99.2	62.4	364	228	292	128.1	80.2	0.2	2.4
Iran	39	9	16	177.8	41	101	22	37.	168.2	36.6	0.0	2.3
Israel	71	58	26	44.8	36.6	163	110	68	61.8	41.7	0.1	2.6
Japan	31	86	53	61.6	171	102	129	98	76	96.1	0.1	1.8
South Korea	124	582	323	55.5	260.5	195	660	353	53.5	181	0.3	1.1
Qatar	97	48	126	262.5	129.9	192	163	545	334.4	283.9	0.4	4.3
China	718	2,744	1,876	68.4	261.3	1,403	4,232	2,961	70	211	2.3	1.6
Kuwait	107	137	193	140.9	180.4	275	488	591	121.1	214.9	0.5	3.1
Malawi	2,007	1,779	1,037	58.3	51.7	2,208	2,068	1,189	57.5	53.8	0.9	1.1
Oman	287	213	164	77	57.1	685	495	397	80.2	58	0.3	2.4
Saudi Arabia	322	966	420	43.5	130.4	893	2,307	926	40.1	103.7	0.7	2.2
United Arab Emirates	3,180	554	1,344	242.6	42.3	9,892	1,592	4,655	292.4	47.1	3.7	3.5
Other Asian countries	1,587	1,526	1,599	104.8	100.8	2,603	2,364	2,490	105.3	95.7	2.0	1.6
Australia	140	208	226	108.7	161.4	277	731	740	101.2	267.1	0.6	3.3
Mainland New Zealand	18	19	24	126.3	133.3	52	61	124	203.3	238.5	0.1	5.2
Other Oceania Countries	23	114	77	67.5	334.8	72	150	110	73.3	152.8	0.1	1.4

final data

**Graph 3: Overnight stays and arrivals of foreign tourists by country of residence, December 2023**



**Table 3: Tourist arrivals and overnight stays according to KD BiH 2)**

	Arrivals					Overnight stays					XII 2023
	XII 2022*	XI 2023	XII 2023	Indices XII 2023 XI 2023	Indices XII 2023 XII 2022	XII 2022*	XI 2023	XII 2023	Indices XII 2023 XI 2023	Indices XII 2023 XII 2022	The structure of overnights in %
<b>TOTAL</b>	102,892	105,446	111,240	105.5	108.1	203,721	207,990	213,936	102.9	105	100
Hotels and similar accommodation	99,833	102,333	107,869	105.4	108	192,879	196,683	202,704	103.1	105.1	94.6
Resorts and similar facilities for short breaks	2,268	2,403	2,709	112.7	119.4	5,487	5,056	6,353	125.7	115.8	2.4
Campsites and camping areas	212	58	178	306.9	84	411	78	244	312.8	59.4	0.0
Other accommodation	579	652	484	74.2	83.6	4,944	6,173	4,635	75.1	93.8	3.0
Domestic tourists	46,114	41,793	50,190	120.1	108.8	84,292	77,648	87,358	112.5	103.6	37.3
Hotels and similar accommodation	44,473	39,939	48,229	120.8	108.4	77,368	70,232	80,353	114.4	103.9	33.8
Resorts and similar facilities for short breaks	1,226	1 320	1,637	124	133.5	2,592	2,263	3,296	145.6	127.2	1.1
Campsites and camping areas	15	11	20	181.8	133.3	24	11	41	372.7	170.8	0.0
Other accommodation	400	523	304	58.1	76	4,308	5,142	3,668	71.3	85.1	2.5
Foreign tourists	56,778	63,653	61,050	95.9	107.5	119,429	130,342	126,578	97.1	106	62.7
Hotels and similar accommodation	55,360	62,394	59,640	95.6	107.7	115,511	126,451	122,351	96.8	105.9	(60:8)
Resorts and similar facilities for short breaks	1,042	1,083	1,072	99	102.9	2,895	2,793	3,057	109.5	105.6	1.3
Campsites and camping areas	197	47	158	336.2	80.2	387	67	203	303	52.5	0.0
Other accommodation	179	129	180	139.5	100.6	636	1,031	967	93.8	152	0.5

2) Classification of activities of Bosnia and Herzegovina BiH 2010 final data

**Table 4: Tourist arrivals and overnight stays by arrival method**

	Individually						Organized					
	Arrivals			Overnight stays			Arrivals			Overnight stays		
	XII 2022*	XII 2023	Indices <u>XII 2023</u> <u>XII 2022</u>	XII 2022*	XII 2023	Indices <u>XII 2023</u> <u>XII 2022</u>	XII 2022*	XII 2023	Indices <u>XII 2023</u> <u>XII 2022</u>	XII 2022*	XII 2023	Indices <u>XII 2023</u> <u>XII 2022</u>
<b>TOTAL</b>	<b>84,708</b>	<b>92,840</b>	<b>109.6</b>	<b>162,459</b>	<b>178,259</b>	<b>109.7</b>	<b>18,184</b>	<b>18,400</b>	<b>101.2</b>	<b>41,262</b>	<b>35,677</b>	<b>86.5</b>
<b>Domestic tourists</b>	40,982	44,676	109	72,922	77,453	106.2	5,132	5,514	107.4	11,370	9,905	87.1
<b>Foreign tourists</b>	43,726	48,164	110.1	89,537	100,806	112.6	13,052	12,886	98.7	29,892	25,772	86.2

final data

**METHODOLOGICAL EXPLANATIONS****The purpose of the statistical survey**

The purpose of the statistical survey is to monitor the tourist activity realised in commercial accommodation establishments and to provide internationally comparable BiH's tourism statistics in accordance with current EU Regulations for the tourism statistics.

**Observation units**

Observation units are all business entities /legal units which are, by the main activity, registered in accommodation activity (division 55 - KD BiH 2010), persons as well as households that rent accommodation establishments to tourists. For the purpose of the survey, Classification of Activities in Bosnia and Herzegovina - KD BiH 2010 was used, and it is fully compliant with the European Classification of Economic Activities - NACE Rev. 2.

**Coverage**

Reporting units are all business entities (enterprises, craftsmen, cooperatives, institutions, associations etc.) and their constituent units that are registered according to KD BiH 2010 under section : 55.1 (hotels and similar accommodation), 55.2 (holiday and other short - stay accommodation), 55.3 (camps and camping grounds), 55.9 (other uncategorised accommodation), health care institutions in which person themselves bear the fee for medical rehabilitation or their stay: business entities that deal with the mediation of accommodation of guests in: households, houses, camps, apartments and rooms which are directly rented by private persons/households. Survey covers the entire territory of Bosnia and Herzegovina.

**Source and methods of data collection**

Data on tourists turnover (number of tourist arrivals and tourist nights) are collected from regular monthly report (TU-11 form). Reports are usually made based on reception records in guest books, entities and their parts engaged in organising and arranging of tourists.

**Data revision**

Regular press releases on tourism are published in monthly dynamics and contain preliminary / first results until the final data are published.

The first regular revision of data implies that, when publishing data for the next month, the published data from the previous month (t-1) are revised in accordance with the information submitted by the reporting unit. The second regular revision of previously published data is the annual revision, which includes all changes in the data submitted after the first revision, in order to ensure the accuracy of the published data.

The press release clearly indicates what the data are, so that users of the statistics can interpret them correctly. If new statistical standards and concepts are introduced, changes in the research methodology are made, it is necessary to revise the data to ensure the consistency and comparability of data from previous historical series and new data series. Users will be informed about changes in data and reasons in an appropriate and transparent manner, in regular monthly press releases and other publications for the public, as well as on the website of the BiH Agency for Statistics ([www.bhas.gov.ba](http://www.bhas.gov.ba)).

**Definitions**

**Tourism** means the activity of visitors taking a trip to a main destination outside their usual environment for less than a year, for leisure, business or other personal purpose other than to be employed by a resident entity in the place visited.

**Tourist** is every person who, outside his place of permanent residence, spends one night in a hotel or some other accommodation facility for reasons of rest, recreation, health, study, sport, religion, family, business, public tasks or meeting. Tourist is registered in every place or establishment where he stays and, therefore, in case of change of place or establishment, he must register again, which results in data ambiguity. Consequently, the statistics registers the number of tourist arrivals, not the number of tourists.

**Residence** is a place where a person came with the intention of permanent stay. Tourist is registered in every place or establishment where he stays and, therefore, in case he/she changes the place or establishment, he/she must register again, which results in data ambiguity. Consequently, the statistics register the number of tourist arrivals and not the number of tourists.

**Domestic tourist** is a person with permanent residence in the BiH who spends at least one night in a hotel or some other accommodation establishment outside their place or residence.

**Foreign tourist** is every person with permanent residence outside in BiH who temporarily resides in BiH and who spends at least one night in a hotel or some other accommodation establishment.

**Tourist arrivals** refer to the number of persons (tourists) who arrived and registered their stay in an accommodation establishment.

**Tourist nights** refer to every registered overnight stay of a person (tourist) in an accommodation establishment.

**Accommodation capacities** are presented as the number of rooms, apartments and camping sites, and the number of permanent beds.

**Permanent beds** are those that are regularly ready-made for renting to guests.

**Occupancy rate of permanent beds (net)** in the reference period is obtained by dividing the total number of nights by the number of beds on offer and the number of days when the beds are actually available for use during the reference period. The data are expressed as a percentage.

**Occupancy rate of bedrooms (net)** in the reference period is obtained by dividing the total number of bedrooms used during the reference period by the number of bedrooms available for use during the reference period. The data is expressed as a percentage.

**Organization of tourist arrivals** represent the way of organising tourist arrangements. Depending on the way of organising, tourist arrangement can be individual or organised (travel agencies).

#### **Symbols**

- no occurrence

0,0 value not zero but less than 0,05

1) Indices greater than 999

Published by the Agency for Statistics of Bosnia and Herzegovina, 71000 Sarajevo, Zelenih beretki 26

Email: [bhas@bhas.gov.ba](mailto:bhas@bhas.gov.ba) | Website: [www.bhas.gov.ba](http://www.bhas.gov.ba)

Velimir Jukić, Assistant Director for Business Statistics

Vesna Ćužić, Director

Press release prepared by: Azra Bander Demirović



Razmislite o očuvanju okoliša prije štampanja dokumenta.