



# FIRST RELEASE



You are required to specify a data source when allowed in your product or application.

YEAR XVII

SARAJEVO, 10/01/2024

NUMBER 11

## BUSINESS STATISTICS Tourism, November 2023

In Bosnia and Herzegovina in the month of November 2023, tourists made 105,446 visits, which is a decrease of 36.4% compared to October 2023 and an increase of 9.3% compared to November 2022. Tourists generated 207,990 overnight stays, a decrease of 36.4% compared to October 2023 and an increase of 3.0% compared to November 2022. Domestic tourists accounted for 37.3% of the total overnight stays, while foreign tourists accounted for 62.7%.

The number of overnight stays by domestic tourists decreased by 23.9% compared to October 2023 and by 5.9% compared to November 2022. The number of overnight stays by foreign tourists decreased by 42.0% compared to October 2023 and increased by 9.1% compared to November 2022.

In the structure of overnight stays by foreign tourists in November 2023, the majority were from Croatia (23.2%), Serbia (12.7%), Turkey (11.1%), Slovenia (8.4%), Montenegro (4.1%), USA (3.7%), China (3.2%), Germany (3.1%), totaling 69.5%. Tourists from other countries accounted for 30.5% of overnight stays.

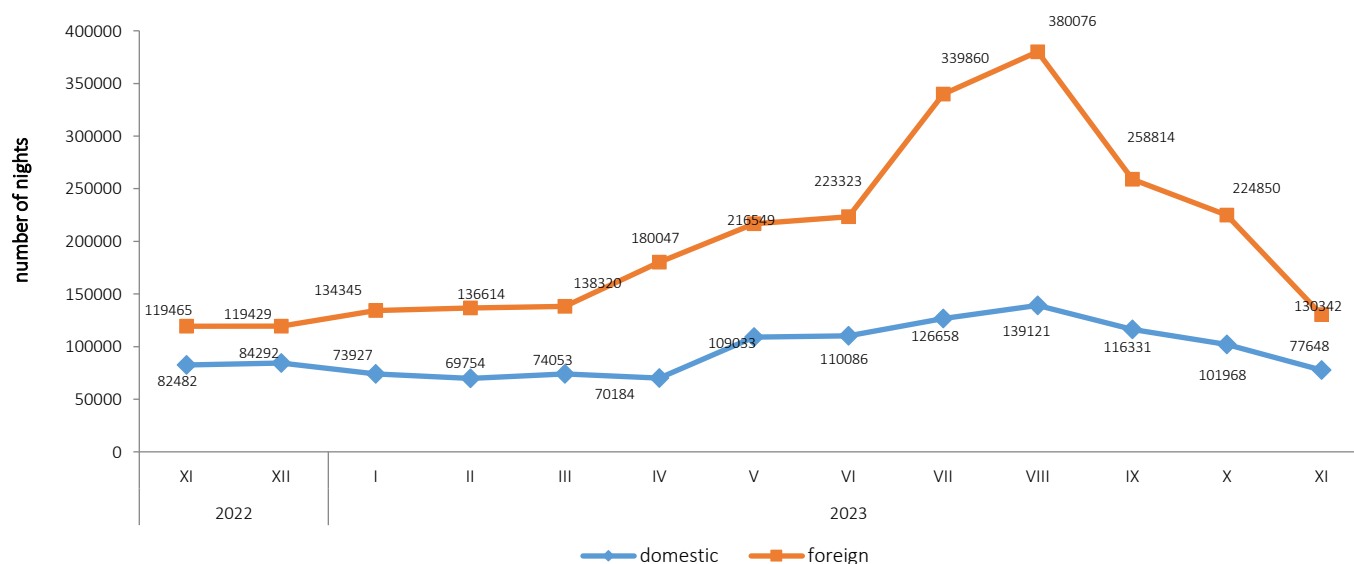
Regarding the length of stay of foreign tourists in the country, the top countries were Egypt with an average of 5.0 nights, Kuwait with 3.6 nights, Australia and Bahrain with 3.5 nights each, Qatar with 3.4 nights, and New Zealand with 3.2 nights.

In November 2023, Bosnia and Herzegovina had 18,306 rooms, apartments, and camping places available, which is 0.6% less than in November 2022, and 40,332 available beds, an increase of 1.1% compared to the same month in 2022.

In October 2023, within the category of Hotels and Similar Accommodation, a total of 17,034 rooms and apartments were available, which is 0.8% more than in November 2022, and 36,162 beds, which is 2.7% more than in the same month of the previous year. The net room occupancy rate in October 2023 was 25.8%, and the occupancy rate for permanent beds was 18.3%, while in October 2022, the room occupancy rate was 25.6%, and the occupancy rate for permanent beds was 18.1%.

According to the type of accommodation facility, the majority of overnight stays were within the category of Hotels and Similar Accommodation, accounting for 94.6%.

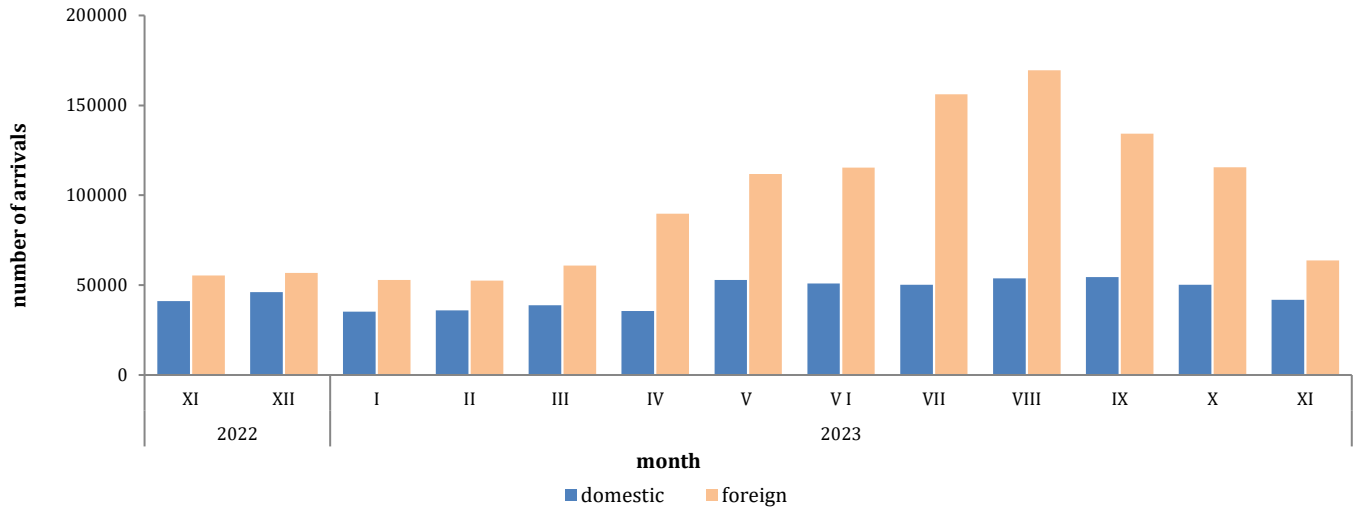
**Graph 1: Tourist nights by months November 2022. - November 2023.**



**Table 1: Tourist arrivals and nights**

	Arrivals					Nights					XI 2023	
	XI 2022*	X 2023	XI 2023	Indices XI 2023 X 2023	Indices XI 2023 XI 2022	XI 2022*	X 2023	XI 2023	Indices XI 2023 X 2023	Indices XI 2023 XI 2022	Structure of nights %	Average number of nights by arrivals
<b>TOTAL</b>	96.507	165.794	105.446	63,6	109,3	201.947	326.818	207.990	63,6	103,0	100,0	2,0
<b>Domestic tourist</b>	41.124	50.241	41.793	83,2	101,6	82.482	101.968	77.648	76,1	94,1	37,3	1,9
<b>Foreign tourist</b>	55.383	115.553	63.653	55,1	114,9	119.465	224.850	130.342	58,0	109,1	62,7	2,0

\*final data

**Graph 2: Tourist arrivals by months November 2022. - November 2023.****Table 2: Foreign tourist arrivals and nights, by country of residence**

	Arrivals					Nights					XI 2023	
	XI 2022*	X 2023	XI 2023	Indices XI 2023 X 2023	Indices XI 2023 XI 2022	XI 2022*	X 2023	XI 2023	Indices XI 2023 X 2023	Indices XI 2023 XI 2022	Structure of nights %	Average number of nights by arrivals
<b>Total foreign tourist</b>	<b>55.383</b>	<b>115.553</b>	<b>63.653</b>	<b>55,1</b>	<b>114,9</b>	<b>119.465</b>	<b>224.850</b>	<b>130.342</b>	<b>58,0</b>	<b>109,1</b>	<b>100,0</b>	<b>2,0</b>
Albania	604	432	506	117,1	83,8	1.152	1.273	1.268	99,6	110,1	1,0	2,5
Austria	1.332	3.504	1.529	43,6	114,8	2.492	6.654	2.940	44,2	118,0	2,3	1,9
Belgium	177	342	189	55,3	106,8	342	1.049	362	34,5	105,8	0,3	1,9
Bulgaria	411	658	345	52,4	83,9	743	1.207	691	57,2	93,0	0,5	2,0
Montenegro	1.953	2.447	2.776	113,4	142,1	4.036	4.918	5.406	109,9	133,9	4,1	1,9
Czech Republic	221	509	307	60,3	138,9	466	1.139	610	53,6	130,9	0,5	2,0
Denmark	109	535	102	19,1	93,6	298	1.425	214	15,0	71,8	0,2	2,1
Estonia	9	63	9	14,3	100,0	26	132	19	14,4	73,1	0,0	2,1
Finland	42	167	62	37,1	147,6	228	355	172	48,5	75,4	0,1	2,8
France	471	1.713	435	25,4	92,4	869	5.090	909	17,9	104,6	0,7	2,1
Greece	247	327	345	105,5	139,7	513	480	692	144,2	134,9	0,5	2,0
Netherlands	450	1.369	490	35,8	108,9	1.154	3.205	1.405	43,8	121,8	1,1	2,9
Croatia	12.215	15.583	11.878	76,2	97,2	29.022	33.646	30.265	90,0	104,3	23,2	2,5
Ireland	165	406	130	32,0	78,8	337	1.379	335	24,3	99,4	0,3	2,6
Iceland	11	28	96	342,9	872,7	25	45	116	257,8	464,0	0,1	1,2
Italy	1.398	2.283	1.335	58,5	95,5	3.325	5.302	3.430	64,7	103,2	2,6	2,6
Cyprus	14	20	12	60,0	85,7	27	41	21	51,2	77,8	0,0	1,8
Latvia	18	175	10	5,7	55,6	43	223	22	9,9	51,2	0,0	2,2
Lithuania	73	48	29	60,4	39,7	106	154	81	52,6	76,4	0,1	2,8
Luxembourg	22	83	31	37,3	140,9	41	224	68	30,4	165,9	0,1	2,2
Hungary	442	2.318	429	18,5	97,1	1.062	4.352	813	18,7	76,6	0,6	1,9

(continued on next page)

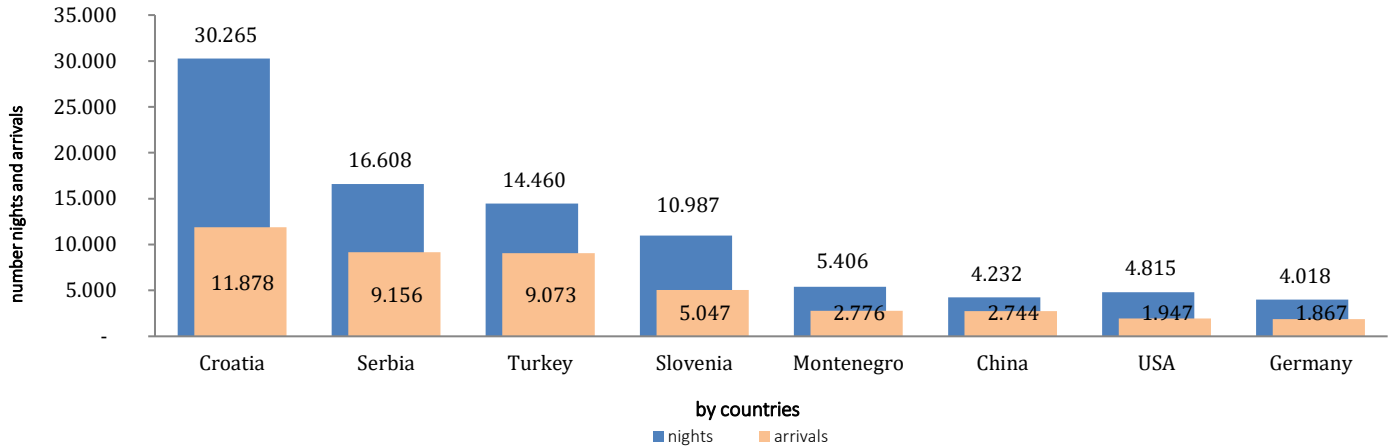
(next)

	Arrivals					Nights					XI 2023	
	XI 2022*	X 2023	XI 2023	Indices XI 2023 X 2023	Indices XI 2023 XI 2022	XI 2022*	X 2023	XI 2023	Indices XI 2023 X 2023	Indices XI 2023 XI 2022	Structure of nights %	Average number of nights by arrivals
Malta	7	16	170	1)	1)	31	36	288	800,0	929,0	0,2	1,7
Norway	125	298	119	39,9	95,2	269	559	246	44,0	91,4	0,2	2,1
Germany	1.868	5.460	1.867	34,2	99,9	4.733	11.390	4.018	35,3	84,9	3,1	2,2
Poland	392	1.341	332	24,8	84,7	1.139	3.358	751	22,4	65,9	0,6	2,3
Portugal	55	311	86	27,7	156,4	125	656	222	33,8	177,6	0,2	2,6
Romania	152	632	252	39,9	165,8	350	1.533	565	36,9	161,4	0,4	2,2
Russian Federation	859	673	602	89,5	70,1	1.594	1.385	1.069	77,2	67,1	0,8	1,8
North Macedonia	753	2.039	956	46,9	127,0	1.826	3.568	1.883	52,8	103,1	1,4	2,0
Slovakia	207	411	677	164,7	327,1	522	980	1.169	119,3	223,9	0,9	1,7
Slovenia	4.963	10.520	5.047	48,0	101,7	9.885	22.108	10.987	49,7	111,1	8,4	2,2
Serbia	9.616	13.377	9.156	68,4	95,2	17.506	25.343	16.608	65,5	94,9	12,7	1,8
Spain	663	951	280	29,4	42,2	1.852	2.335	618	26,5	33,4	0,5	2,2
Switzerland (including Liechtenstein)	479	1.240	594	47,9	124,0	1.022	2.815	1.264	44,9	123,7	1,0	2,1
Sweden	596	744	314	42,2	52,7	1.177	1.568	680	43,4	57,8	0,5	2,2
Turkey	4.509	14.716	9.073	61,7	201,2	7.646	20.957	14.460	69,0	189,1	11,1	1,6
United Kingdom	624	1.537	663	43,1	106,3	1.457	3.869	1.723	44,5	118,3	1,3	2,6
Ukraine	161	194	115	59,3	71,4	542	417	296	71,0	54,6	0,2	2,6
Other European countries	191	407	240	59,0	125,7	565	940	609	64,8	107,8	0,5	2,5
Egypt	43	60	24	40,0	55,8	263	245	119	48,6	45,2	0,1	5,0
South Africa	12	53	8	15,1	66,7	44	89	11	12,4	25,0	0,0	1,4
Other African countries	124	287	131	45,6	105,6	652	554	333	60,1	51,1	0,3	2,5
Canada	190	594	171	28,8	90,0	813	1.255	389	31,0	47,8	0,3	2,3
USA	1.299	4.171	1.947	46,7	149,9	3.494	9.518	4.815	50,6	137,8	3,7	2,5
Other Northern American countries	123	168	31	18,5	25,2	254	307	67	21,8	26,4	0,1	2,2
Brazil	176	488	202	41,4	114,8	838	1.284	535	41,7	63,8	0,4	2,6
Other Southern and Central American countries	285	867	363	41,9	127,4	580	1.750	905	51,7	156,0	0,7	2,5
Bahrain	79	70	21	30,0	26,6	226	150	73	48,7	32,3	0,1	3,5
India	104	468	124	26,5	119,2	460	805	228	28,3	49,6	0,2	1,8
Iran	54	29	9	31,0	16,7	498	68	22	32,4	4,4	0,0	2,4
Israel	55	505	58	11,5	105,5	121	1.178	110	9,3	90,9	0,1	1,9
Japan	57	200	86	43,0	150,9	252	322	129	40,1	51,2	0,1	1,5
Republic of Korea	277	1.652	582	35,2	210,1	501	2.150	660	30,7	131,7	0,5	1,1
Qatar	51	111	48	43,2	94,1	138	346	163	47,1	118,1	0,1	3,4
China	537	6.544	2.744	41,9	511,0	1.042	7.893	4.232	53,6	406,1	3,2	1,5
Kuwait	181	357	137	38,4	75,7	594	1.175	488	41,5	82,2	0,4	3,6
Malaysia	1.824	2.593	1.779	68,6	97,5	2.100	3.026	2.068	68,3	98,5	1,6	1,2
Oman	519	960	213	22,2	41,0	1.031	2.139	495	23,1	48,0	0,4	2,3
Saudi Arabia	494	1.357	966	71,2	195,5	1.225	3.117	2.307	74,0	188,3	1,8	2,4
United Arab Emirates	1.022	1.405	554	39,4	54,2	2.866	4.247	1.592	37,5	55,5	1,2	2,9
Other Asian countries	1.097	3.875	1.526	39,4	139,1	2.533	5.204	2.364	45,4	93,3	1,8	1,5
Australia	158	649	208	32,0	131,6	342	1.447	731	50,5	213,7	0,6	3,5
New Zealand	12	86	19	22,1	158,3	30	243	61	25,1	203,3	0,0	3,2
Other countries of Oceania	6	127	114	89,8	1)	20	228	150	65,8	750,0	0,1	1,3

1) Index higher than 999

\*final data

**Graph 3: Foreign tourist nights and arrivals by country of residence, November 2023.**



**Table 3: Tourist arrivals and nights according to the classification of activities <sup>2)</sup>**

	Arrivals					Nights					XI 2023
	XI 2022*	X 2023	XI 2023	Indices XI 2023 X 2023	Indices XI 2023 XI 2022	XI 2022*	X 2023	XI 2023	Indices XI 2023 X 2023	Indices XI 2023 XI 2022	Structure of nights %
<b>TOTAL</b>	96.507	165.794	105.446	63,6	109,3	201.947	326.818	207.990	63,6	103,0	100,0
Hotels and similar accommodation	93.807	160.815	102.333	63,6	109,1	190.764	311.767	196.683	63,1	103,1	94,6
Holiday and other short-stay accommodation	1.937	3.890	2.403	61,8	124,1	4.436	8.046	5.056	62,8	114,0	2,4
Camps and camping grounds	94	460	58	12,6	61,7	156	652	78	12,0	50,0	0,0
Other accommodation	669	629	652	103,7	97,5	6.591	6.353	6.173	97,2	93,7	3,0
<b>Domaći turisti</b>	41.124	50.241	41.793	83,2	101,6	82.482	101.968	77.648	76,1	94,1	37,3
Hotels and similar accommodation	39.424	47.499	39.939	84,1	101,3	73.917	92.732	70.232	75,7	95,0	33,8
Holiday and other short-stay accommodation	1.112	2.163	1.320	61,0	118,7	2.413	3.687	2.263	61,4	93,8	1,1
Camps and camping grounds	13	31	11	35,5	84,6	13	54	11	20,4	84,6	0,0
Other accommodation	575	548	523	95,4	91,0	6.139	5.495	5.142	93,6	83,8	2,5
<b>Strani turisti</b>	55.383	115.553	63.653	55,1	114,9	119.465	224.850	130.342	58,0	109,1	62,7
Hotels and similar accommodation	54.383	113.316	62.394	55,1	114,7	116.847	219.035	126.451	57,7	108,2	60,8
Holiday and other short-stay accommodation	825	1.727	1.083	62,7	131,3	2.023	4.359	2.793	64,1	138,1	1,3
Camps and camping grounds	81	429	47	11,0	58,0	143	598	67	11,2	46,9	0,0
Other accommodation	94	81	129	159,3	137,2	452	858	1.031	120,2	228,1	0,5

<sup>2)</sup> The Classification of Economic Activities of BiH 2010

\*final data

**Table 4: Tourist arrivals and nights, by type of organisation of tourist trips**

	Individual arrangement						Organised trip					
	Arrivals			Nights			Arrivals			Nights		
	XI 2022*	XI 2023	Indices XI 2023 XI 2022	XI 2022*	XI 2023	Indices XI 2023 XI 2022	XI 2022*	XI 2023	Indices XI 2023 XI 2022	XI 2022*	XI 2023	Indices XI 2023 XI 2022
<b>Total</b>	71.643	80.257	112,0	140.233	156.985	111,9	24.864	25.189	101,0	61.714	51.005	82,6

Domestic tourist	33.654	36.068	107,2	66.600	67.148	100,8	7.470	5.725	76,64	15.882	10.500	66,1
Foreign tourist	37.989	44.189	116,3	73.633	89.837	122,0	17.394	19.464	111,9	45.832	40.505	88,4

\*final data

## METHODOLOGY

### The purpose of the statistical survey

The purpose of the statistical survey is to monitor the tourist activity realised in commercial accommodation establishments and to provide internationally comparable BiH's tourism statistics in accordance with current EU Regulations for the tourism statistics.

### Observation units

Observation units are all business entities /legal units which are, by the main activity, registered in accommodation activity (division 55 - KD BiH 2010), persons as well as households that rent accommodation establishments to tourists.

For the purpose of the survey, Classification of Activities in Bosnia and Herzegovina - KD BiH 2010 was used, and it is fully compliant with the European Classification of Economic Activities - NACE Rev. 2.

### Coverage

Reporting units are all business entities (enterprises, craftsmen, cooperatives, institutions, associations etc.) and their constituent units that are registered according to KD BiH 2010 under section : 55.1 (hotels and similar accommodation), 55.2 (holiday and other short - stay accommodation), 55.3 (camps and camping grounds), 55.9 (other uncategorised accommodation), health care institutions in which person themselves bear the fee for medical rehabilitation or their stay: business entities that deal with the mediation of accommodation of guests in: households, houses, camps, apartments and rooms which are directly rented by private persons/households. Survey covers the entire territory of Bosnia and Herzegovina.

### Source and methods of data collection

Data on tourists turnover (number of tourist arrivals and tourist nights) are collected from regular monthly report (TU-11 form). Reports are usually made based on reception records in guest books, entities and their parts engaged in organising and arranging of tourists.

### Data revision

Regular press releases on tourism are published in monthly dynamics and contain preliminary / first results until the final data are published. The first regular revision of data implies that, when publishing data for the next month, the published data from the previous month (t-1) are revised in accordance with the information submitted by the reporting unit. The second regular revision of previously published data is the annual revision, which includes all changes in the data submitted after the first revision, in order to ensure the accuracy of the published data.

The press release clearly indicates what the data are, so that users of the statistics can interpret them correctly. If new statistical standards and concepts are introduced, changes in the research methodology are made, it is necessary to revise the data to ensure the consistency and comparability of data from previous historical series and new data series.

Users will be informed about changes in data and reasons in an appropriate and transparent manner, in regular monthly press releases and other publications for the public, as well as on the website of the BiH Agency for Statistics ([www.bhas.gov.ba](http://www.bhas.gov.ba)).

### Definitions

**Tourism** means the activity of visitors taking a trip to a main destination outside their usual environment for less than a year, for leisure, business or other personal purpose other than to be employed by a resident entity in the place visited.

**Tourist** is every person who, outside his place of permanent residence, spends one night in a hotel or some other accommodation facility for reasons of rest, recreation, health, study, sport, religion, family, business, public tasks or meeting. Tourist is registered in every place or establishment where he stays and, therefore, in case of change of place or establishment, he must register again, which results in data ambiguity. Consequently, the statistics registers the number of tourist arrivals, not the number of tourists.

**Residence** is a place where a person came with the intention of permanent stay. Tourist is registered in every place or establishment where he stays and, therefore, in case he/she changes the place or establishment, he/she must register again, which results in data ambiguity. Consequently, the statistics register the number of tourist arrivals and not the number of tourists.

**Domestic tourist** is a person with permanent residence in the BiH who spends at least one night in a hotel or same other accommodation establishment outside their place or residence.

**Foreign tourist** is every person with permanent residence outside in BiH who temporarily resides in BiH and who spends at least one night in a hotel or same other accommodation establishment.

**Tourist arrivals** refer to the number of persons (tourists) who arrived and registered their stay in an accommodation establishment.

**Tourist nights** refer to every registered overnight stay of a person (tourist) in an accommodation establishment.

**Accommodation capacities** are presented as the number of rooms, apartments and camping sites, and the number of permanent beds.

**Permanent beds** are those that are regularly ready-made for renting to guests.

**Occupancy rate of permanent beds (net)** in the reference period is obtained by dividing the total number of nights by the number of beds on offer and the number of days when the beds are actually available for use during the reference period. The data are expressed as a percentage.

**Occupancy rate of bedrooms (net)** in the reference period is obtained by dividing the total number of bedrooms used during the reference period by the number of bedrooms available for use during the reference period. The data is expressed as a percentage.

**Organization of tourist arrivals** represent the way of organising tourist arrangements. Depending on the way of organising, tourist arrangement can be individual or organised (travel agencies).

#### **Symbols**

- no occurrence

0,0 value not zero but less than 0,05

Published by the Agency for Statistics of the Bosnia and Herzegovina, 71000 Sarajevo, Zelenih beretki 26

Phone: +387 (33) 911 911 | Telefax: +387 (33) 220 622

E-mail: [bhas@bhas.gov.ba](mailto:bhas@bhas.gov.ba) | Web site: [www.bhas.gov.ba](http://www.bhas.gov.ba)

#### **Responsible persons:**

**Velimir Jukić, Assistant Director of Business Statistics**

**Vesna Čužić, Director**

**Prepared by: Azra Bander Demirović**



Please consider the environment before printing this document.