



# FIRST RELEASE



You are required to specify a data source when allowed in your product or application.

YEAR XVII

SARAJEVO, 10/07/2023

NUMBER 5

## BUSINESS STATISTICS

### Tourism, May 2023

In Bosnia and Herzegovina in May 2023, tourists made 164,625 visits, which is an increase of 31.3% compared to April 2023 and an increase of 16.6% compared to May 2022. Tourists made 325,582 overnight stays, which is an increase of 30.1% compared to April 2023 and an increase of 11.1% compared to May 2022. Domestic tourists accounted for 33.5% of the total number of overnight stays, while foreign tourists accounted for 66.5%.

The number of overnight stays by domestic tourists is 55,4% higher compared to April 2023 and 8.0% lower compared to May 2022. The number of overnight stays by foreign tourists is 20.3% higher compared to April 2023 and 23.9% higher compared to May 2022.

In the structure of overnight stays by foreign tourists in May 2023, the most overnight stays were made by tourists from Serbia (14.1%), Croatia and Turkey (8.5% each), Slovenia (7.5%), Germany (5.6%), USA (3.8%), the Netherlands (3.3%), Austria and France (3.2% each) and United Arabien Emirates (3,0%) , totaling 60.6%. Tourists from other countries accounted for 39.4% of the overnight stays.

Regarding the length of stay of foreign tourists in our country, the top destinations are Kuwait with an average of 4.3 nights, Ireland with 3.8 nights, Malta and Qatar with 3.6 nights, Iran with 3.2 nights, and Albania with an average stay of 3.0 nights.

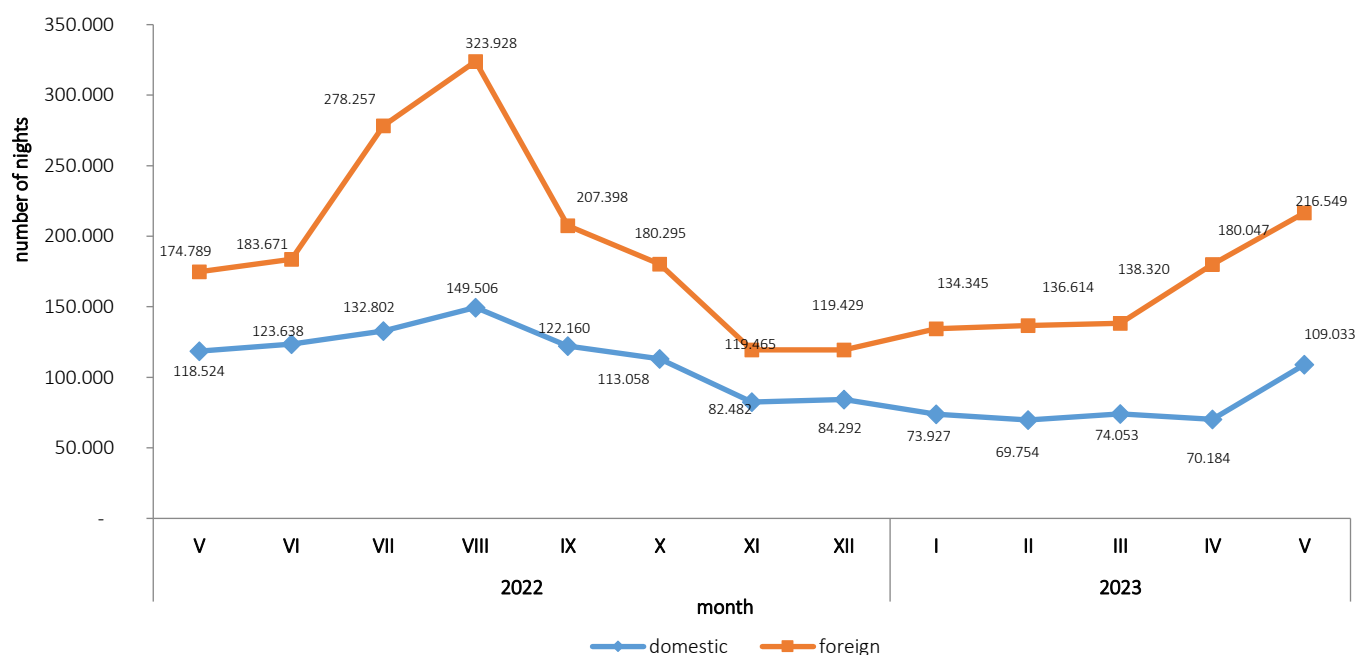
In May 2023, tourists in Bosnia and Herzegovina had access to 19,530 rooms, apartments, and camping sites, which is a 0.2% increase compared to May 2022, and 43,139 available beds, which is a 1.1% increase compared to the same month in 2022.

In May 2023, within the activity "Hotels and similar accommodation," tourists had a total of 17,823 rooms and apartments at their disposal, which is a 1.0% increase compared to May 2022, and 37,682 beds, which is a 2.3% increase compared to the same month of the previous year.

The net room occupancy rate in May 2023 was 34.9%, and the net bed occupancy rate was 26.5%, while in May 2022, the room occupancy rate was 33.1%, and the bed occupancy rate was 24.4%.

According to the type of accommodation facility the highest number of nights was recorded in Hotels and similar accommodation with share of 94.9%.

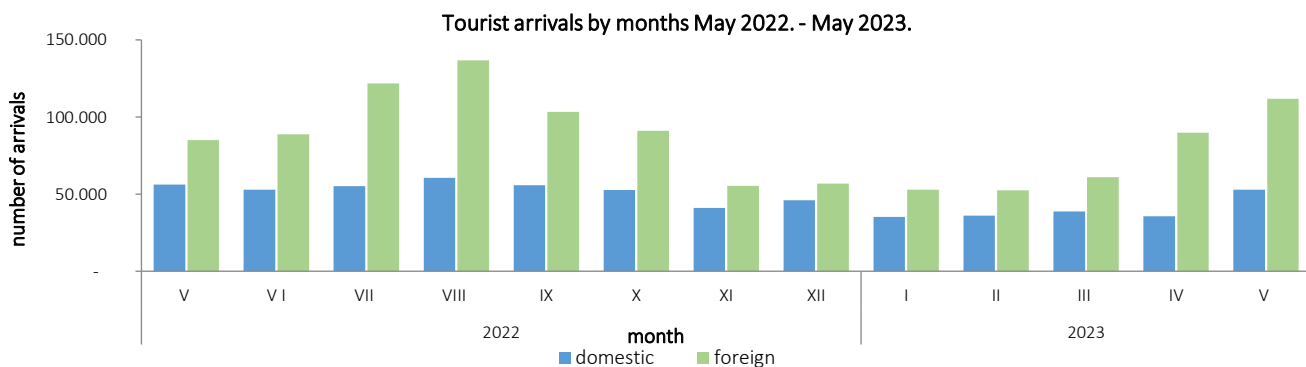
Tourist nights by months May 2022. - May 2023.



**Table 1: Tourist arrivals and nights**

|                         | Arrivals       |                |                |                        |                       | Nights         |                |                |                        |                       | V 2023                |                                      |
|-------------------------|----------------|----------------|----------------|------------------------|-----------------------|----------------|----------------|----------------|------------------------|-----------------------|-----------------------|--------------------------------------|
|                         | V 2022*        | IV 2023        | V 2023         | Indices V 2023 IV 2023 | Indices V 2023 V 2022 | V 2022*        | IV 2023        | V 2023         | Indices V 2023 IV 2023 | Indices V 2023 V 2022 | Structure of nights % | Average number of nights by arrivals |
| <b>Total</b>            | <b>141.243</b> | <b>125.364</b> | <b>164.625</b> | <b>131,3</b>           | <b>116,6</b>          | <b>293.313</b> | <b>250.231</b> | <b>325.582</b> | <b>130,1</b>           | <b>111,0</b>          | <b>100,0</b>          | <b>2,0</b>                           |
| <b>Domestic tourist</b> | 56.255         | 35.579         | 52.812         | 148,4                  | 93,9                  | 118.524        | 70.184         | 109.033        | 155,4                  | 92,0                  | 33,5                  | 2,1                                  |
| <b>Foreign tourist</b>  | 84.988         | 89.785         | 111.813        | 124,5                  | 131,6                 | 174.789        | 180.047        | 216.549        | 120,3                  | 123,9                 | 66,5                  | 1,9                                  |

\*final data


**Table2: Foreign tourist arrivals and nights, by country of residence**

|                              | Arrivals      |               |                |                        |                       | Nights         |                |                |                        |                       | V 2023                |                                      |
|------------------------------|---------------|---------------|----------------|------------------------|-----------------------|----------------|----------------|----------------|------------------------|-----------------------|-----------------------|--------------------------------------|
|                              | V 2022*       | IV 2023       | V 2023         | Indices V 2023 IV 2023 | Indices V 2023 V 2022 | V 2022*        | IV 2023        | V 2023         | Indices V 2023 IV 2023 | Indices V 2023 V 2022 | Structure of nights % | Average number of nights by arrivals |
| <b>Total foreign tourist</b> | <b>84.988</b> | <b>89.785</b> | <b>111.813</b> | <b>124,5</b>           | <b>131,6</b>          | <b>174.789</b> | <b>180.047</b> | <b>216.549</b> | <b>120,3</b>           | <b>123,9</b>          | <b>100,0</b>          | <b>1,9</b>                           |
| Albania                      | 341           | 430           | 358            | 83,3                   | 105,0                 | 726            | 953            | 1.070          | 112,3                  | 147,4                 | 0,5                   | 3,0                                  |
| Austria                      | 2.688         | 2.882         | 3.723          | 129,2                  | 138,5                 | 5.120          | 5.495          | 6.950          | 126,5                  | 135,7                 | 3,2                   | 1,9                                  |
| Belgium                      | 594           | 486           | 983            | 202,3                  | 165,5                 | 1.112          | 998            | 2.095          | 209,9                  | 188,4                 | 1,0                   | 2,1                                  |
| Bulgaria                     | 944           | 738           | 829            | 112,3                  | 87,8                  | 1.513          | 1.275          | 1.357          | 106,4                  | 89,7                  | 0,6                   | 1,6                                  |
| Montenegro                   | 2.269         | 2.911         | 2.865          | 98,4                   | 126,3                 | 4.668          | 5.513          | 5.562          | 100,9                  | 119,2                 | 2,6                   | 1,9                                  |
| Czech Republic               | 567           | 651           | 660            | 101,4                  | 116,4                 | 987            | 1.339          | 1.150          | 85,9                   | 116,5                 | 0,5                   | 1,7                                  |
| Denmark                      | 769           | 292           | 415            | 142,1                  | 54,0                  | 2.244          | 678            | 1.006          | 148,4                  | 44,8                  | 0,5                   | 2,4                                  |
| Estonia                      | 24            | 34            | 45             | 132,4                  | 187,5                 | 74             | 151            | 62             | 41,1                   | 83,8                  | 0,0                   | 1,4                                  |
| Finland                      | 117           | 201           | 211            | 105,0                  | 180,3                 | 309            | 334            | 360            | 107,8                  | 116,5                 | 0,2                   | 1,7                                  |
| France                       | 1.983         | 1.050         | 2.565          | 244,3                  | 129,3                 | 5.525          | 2.437          | 6.874          | 282,1                  | 124,4                 | 3,2                   | 2,7                                  |
| Greece                       | 246           | 395           | 434            | 109,9                  | 176,4                 | 472            | 734            | 912            | 124,3                  | 193,2                 | 0,4                   | 2,1                                  |
| Netherlands                  | 1.846         | 1.230         | 2.725          | 221,5                  | 147,6                 | 4.729          | 2.740          | 7.073          | 258,1                  | 149,6                 | 3,3                   | 2,6                                  |
| Croatia                      | 8.532         | 14.396        | 10.679         | 74,2                   | 125,2                 | 16.249         | 29.688         | 18.388         | 61,9                   | 113,2                 | 8,5                   | 1,7                                  |
| Ireland                      | 297           | 270           | 428            | 158,5                  | 144,1                 | 1.024          | 926            | 1.605          | 173,3                  | 156,7                 | 0,7                   | 3,8                                  |
| Iceland                      | 20            | 10            | 19             | 190,0                  | 95,0                  | 35             | 25             | 48             | 192,0                  | 137,1                 | 0,0                   | 2,5                                  |
| Italy                        | 1.758         | 2.574         | 2.541          | 98,7                   | 144,5                 | 3.682          | 5.605          | 4.737          | 84,5                   | 128,7                 | 2,2                   | 1,9                                  |
| Cyprus                       | 13            | 24            | 75             | 312,5                  | 576,9                 | 25             | 47             | 202            | 429,8                  | 808,0                 | 0,1                   | 2,7                                  |
| Latvia                       | 30            | 29            | 88             | 303,4                  | 293,3                 | 67             | 71             | 166            | 233,8                  | 247,8                 | 0,1                   | 1,9                                  |
| Lithuania                    | 70            | 133           | 143            | 107,5                  | 204,3                 | 166            | 184            | 171            | 92,9                   | 103,0                 | 0,1                   | 1,2                                  |
| Luxembourg                   | 65            | 80            | 65             | 81,3                   | 100,0                 | 155            | 200            | 136            | 68,0                   | 87,7                  | 0,1                   | 2,1                                  |
| Hungary                      | 1.186         | 1.275         | 1.879          | 147,4                  | 158,4                 | 2.402          | 2.496          | 3.381          | 135,5                  | 140,8                 | 1,6                   | 1,8                                  |
| Malta                        | 22            | 88            | 32             | 36,4                   | 145,5                 | 61             | 256            | 116            | 45,3                   | 190,2                 | 0,1                   | 3,6                                  |

(continued on next page)

(next)

|   | Arrivals |         |        |                        |                       | Nights  |         |        |                        |                       | V 2023                |                                      |
|---|----------|---------|--------|------------------------|-----------------------|---------|---------|--------|------------------------|-----------------------|-----------------------|--------------------------------------|
|   | V 2022*  | IV 2023 | V 2023 | Indices V 2023 IV 2023 | Indices V 2023 V 2022 | V 2022* | IV 2023 | V 2023 | Indices V 2023 IV 2023 | Indices V 2023 V 2022 | Structure of nights % | Average number of nights by arrivals |
| Norway  | 365      | 303     | 554    | 182,8                  | 151,8                 | 811     | 752     | 1.221  | 162,4                  | 150,6                 | 0,6                   | 2,2                                  |
| Germany                                       | 4.420    | 4.289   | 5.958  | 138,9                  | 134,8                 | 9.400   | 8.879   | 12.056 | 135,8                  | 128,3                 | 5,6                   | 2,0                                  |
| Poland  | 2.045    | 1.508   | 2.393  | 158,7                  | 117,0                 | 3.784   | 2.522   | 5.313  | 210,7                  | 140,4                 | 2,5                   | 2,2                                  |
| Portugal                                      | 404      | 176     | 118    | 67,0                   | 29,2                  | 1.173   | 411     | 293    | 71,3                   | 25,0                  | 0,1                   | 2,5                                  |
| Romania                                       | 500      | 498     | 904    | 181,5                  | 180,8                 | 1.082   | 1.060   | 1.385  | 130,7                  | 128,0                 | 0,6                   | 1,5                                  |
| Russian Federation                            | 328      | 1.110   | 802    | 72,3                   | 244,5                 | 619     | 1.899   | 1.545  | 81,4                   | 249,6                 | 0,7                   | 1,9                                  |
| North Macedonia                               | 1.425    | 1.228   | 1.910  | 155,5                  | 134,0                 | 2.551   | 2.547   | 3.505  | 137,6                  | 137,4                 | 1,6                   | 1,8                                  |
| Slovakia                                      | 489      | 453     | 717    | 158,3                  | 146,6                 | 880     | 992     | 1.343  | 135,4                  | 152,6                 | 0,6                   | 1,9                                  |
| Slovenia                                      | 4.780    | 9.701   | 7.744  | 79,8                   | 162,0                 | 9.956   | 23.232  | 16.251 | 70,0                   | 163,2                 | 7,5                   | 2,1                                  |
| Serbia  | 14.783   | 16.205  | 16.127 | 99,5                   | 109,1                 | 27.224  | 30.491  | 30.561 | 100,2                  | 112,3                 | 14,1                  | 1,9                                  |
| Spain   | 897      | 551     | 563    | 102,2                  | 62,8                  | 2.481   | 1.585   | 1.298  | 81,9                   | 52,3                  | 0,6                   | 2,3                                  |
| Switzerland (including Liechtenstein)         | 1.279    | 1.080   | 1.359  | 125,8                  | 106,3                 | 2.517   | 2.186   | 2.786  | 127,4                  | 110,7                 | 1,3                   | 2,1                                  |
| Sweden  | 845      | 970     | 1.237  | 127,5                  | 146,4                 | 1.978   | 2.167   | 2.800  | 129,2                  | 141,6                 | 1,3                   | 2,3                                  |
| Turkey  | 6.759    | 7.988   | 12.242 | 153,3                  | 181,1                 | 10.922  | 12.394  | 18.486 | 149,2                  | 169,3                 | 8,5                   | 1,5                                  |
| United Kingdom                                | 1.255    | 884     | 1.172  | 132,6                  | 93,4                  | 2.791   | 2.137   | 2.880  | 134,8                  | 103,2                 | 1,3                   | 2,5                                  |
| Ukraine                                       | 149      | 165     | 196    | 118,8                  | 131,5                 | 302     | 472     | 409    | 86,7                   | 135,4                 | 0,2                   | 2,1                                  |
| Other European countries                      | 366      | 131     | 179    | 136,6                  | 48,9                  | 867     | 399     | 484    | 121,3                  | 55,8                  | 0,2                   | 2,7                                  |
| Egypt   | 68       | 28      | 44     | 157,1                  | 64,7                  | 244     | 58      | 128    | 220,7                  | 52,5                  | 0,1                   | 2,9                                  |
| South Africa                                  | 49       | 25      | 40     | 160,0                  | 81,6                  | 81      | 52      | 73     | 140,4                  | 90,1                  | 0,0                   | 1,8                                  |
| Other African countries                       | 139      | 122     | 191    | 156,6                  | 137,4                 | 298     | 324     | 509    | 157,1                  | 170,8                 | 0,2                   | 2,7                                  |
| Canada  | 371      | 314     | 776    | 247,1                  | 209,2                 | 766     | 592     | 1.587  | 268,1                  | 207,2                 | 0,7                   | 2,0                                  |
| USA   | 3.181    | 2.217   | 3.842  | 173,3                  | 120,8                 | 6.928   | 5.035   | 8.219  | 163,2                  | 118,6                 | 3,8                   | 2,1                                  |
| Other Northern American countries             | 115      | 31      | 110    | 354,8                  | 95,7                  | 256     | 63      | 216    | 342,9                  | 84,4                  | 0,1                   | 2,0                                  |
| Brazil  | 256      | 139     | 618    | 444,6                  | 241,4                 | 531     | 307     | 1.111  | 361,9                  | 209,2                 | 0,5                   | 1,8                                  |
| Other Southern and Central American countries | 665      | 458     | 842    | 183,8                  | 126,6                 | 1.109   | 827     | 1.450  | 175,3                  | 130,7                 | 0,7                   | 1,7                                  |
| Bahrain                                       | 786      | 120     | 359    | 299,2                  | 45,7                  | 2.749   | 294     | 860    | 292,5                  | 31,3                  | 0,4                   | 2,4                                  |
| India   | 182      | 335     | 384    | 114,6                  | 211,0                 | 424     | 659     | 669    | 101,5                  | 157,8                 | 0,3                   | 1,7                                  |
| Iran  | 21       | 22      | 45     | 204,5                  | 214,3                 | 51      | 53      | 143    | 269,8                  | 280,4                 | 0,1                   | 3,2                                  |
| Israel  | 863      | 490     | 722    | 147,3                  | 83,7                  | 1.751   | 1.194   | 1.526  | 127,8                  | 87,2                  | 0,7                   | 2,1                                  |
| Japan   | 74       | 191     | 181    | 94,8                   | 244,6                 | 248     | 296     | 310    | 104,7                  | 125,0                 | 0,1                   | 1,7                                  |
| Republic of Korea                             | 77       | 1.124   | 2.573  | 228,9                  | 3341,6                | 138     | 1.338   | 3.124  | 233,5                  | 2263,8                | 1,4                   | 1,2                                  |
| Qatar   | 281      | 82      | 90     | 109,8                  | 32,0                  | 597     | 284     | 320    | 112,7                  | 53,6                  | 0,1                   | 3,6                                  |
| China   | 409      | 1.808   | 2.949  | 163,1                  | 721,0                 | 852     | 2.823   | 4.099  | 145,2                  | 481,1                 | 1,9                   | 1,4                                  |
| Kuwait  | 952      | 287     | 776    | 270,4                  | 81,5                  | 2.950   | 982     | 3.338  | 339,9                  | 113,2                 | 1,5                   | 4,3                                  |
| Malaysia                                      | 1.465    | 730     | 2.346  | 321,4                  | 160,1                 | 1.828   | 883     | 2.796  | 316,6                  | 153,0                 | 1,3                   | 1,2                                  |
| Oman  | 1.095    | 328     | 1.566  | 477,4                  | 143,0                 | 2.343   | 603     | 3.481  | 577,3                  | 148,6                 | 1,6                   | 2,2                                  |
| Saudi Arabia                                  | 3.816    | 635     | 1.837  | 289,3                  | 48,1                  | 7.874   | 1.397   | 4.616  | 330,4                  | 58,6                  | 2,1                   | 2,5                                  |
| United Arab Emirates                          | 3.466    | 1.073   | 2.381  | 221,9                  | 68,7                  | 9.436   | 2.877   | 6.401  | 222,5                  | 67,8                  | 3,0                   | 2,7                                  |
| Other Asian countries                         | 843      | 1.416   | 2.099  | 148,2                  | 249,0                 | 1.933   | 2.048   | 3.419  | 166,9                  | 176,9                 | 1,6                   | 1,6                                  |
| Australia                                     | 285      | 338     | 852    | 252,1                  | 298,9                 | 577     | 685     | 1.676  | 244,7                  | 290,5                 | 0,8                   | 2,0                                  |
| New Zealand                                   | 37       | 40      | 108    | 270,0                  | 291,9                 | 93      | 83      | 207    | 249,4                  | 222,6                 | 0,1                   | 1,9                                  |
| Other countries of Oceania                    | 22       | 13      | 145    | 1)                     | 659,1                 | 49      | 20      | 234    | 1)                     | 477,6                 | 0,1                   | 1,6                                  |

1) Index higher than 999

\*final data

Foreign tourist nights and arrivals, by country of residence, May 2023.

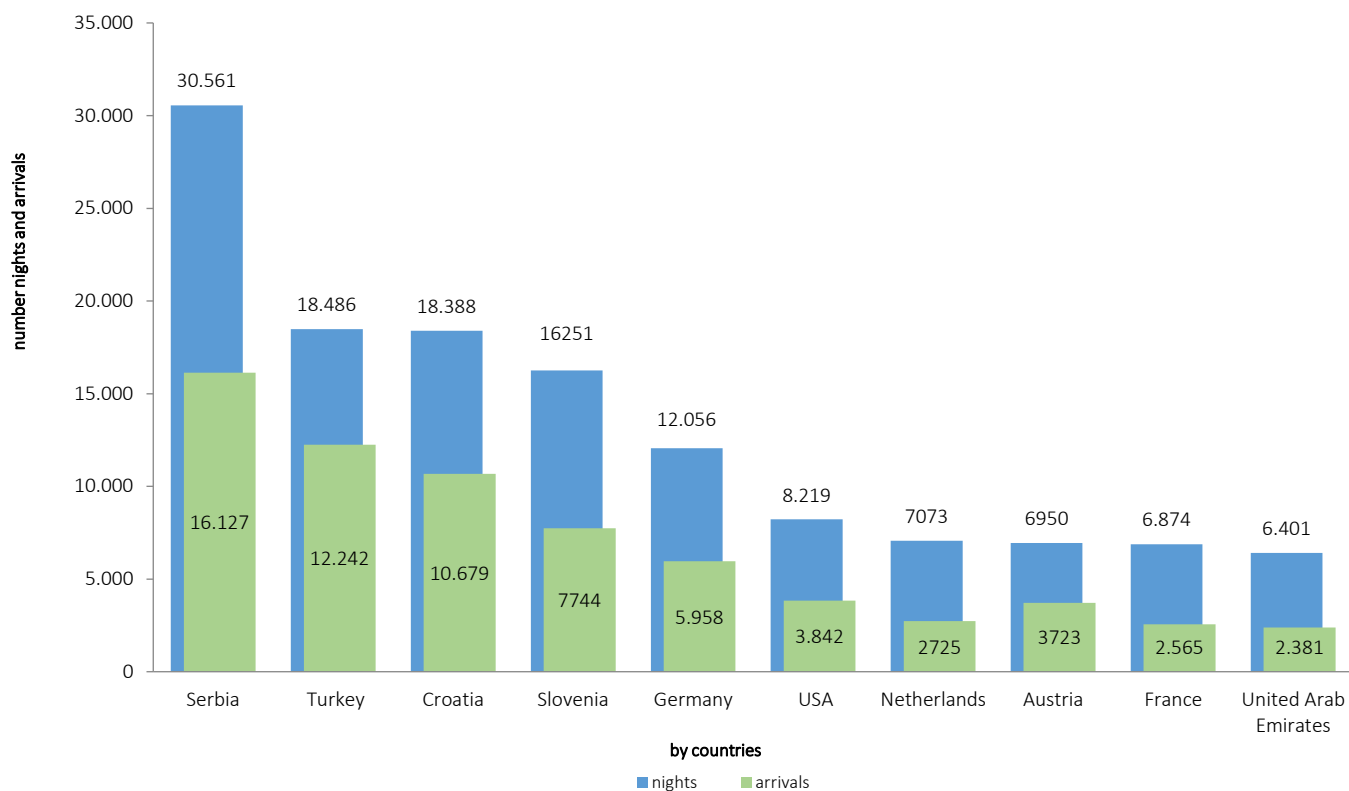


Table 3: Tourist arrivals and nights according to the classification of activities <sup>2)</sup>

|  | Arrivals       |                |                |                              |                             | Nights         |                |                |                              |                             | V 2023                      |
|--|----------------|----------------|----------------|------------------------------|-----------------------------|----------------|----------------|----------------|------------------------------|-----------------------------|-----------------------------|
|  | V 2022*        | IV 2023        | V 2023         | Indices<br>V 2023<br>IV 2023 | Indices<br>V 2023<br>V 2022 | V 2022*        | IV 2023        | V 2023         | Indices<br>V 2023<br>IV 2023 | Indices<br>V 2023<br>V 2022 | Structure<br>of nights<br>% |
| <b>Total</b>                               | <b>141.243</b> | <b>125.364</b> | <b>164.625</b> | <b>131,3</b>                 | <b>116,6</b>                | <b>293.313</b> | <b>250.231</b> | <b>325.582</b> | <b>130,1</b>                 | <b>111,0</b>                | <b>100,0</b>                |
| Hotels and similar accommodation           | 135.774        | 121.200        | 158.475        | 130,8                        | 116,7                       | 276.192        | 237.680        | 308.995        | 130,0                        | 111,9                       | 94,9                        |
| Holiday and other short-stay accommodation | 3.006          | 2.761          | 3.346          | 121,2                        | 111,3                       | 6.788          | 5.691          | 6.695          | 117,6                        | 98,6                        | 2,1                         |
| Camps and camping grounds                  | 1.622          | 602            | 2.129          | 353,7                        | 131,3                       | 2.375          | 1.052          | 3.436          | 326,6                        | 144,7                       | 1,1                         |
| Other accommodation                        | 841            | 801            | 675            | 84,3                         | 80,3                        | 7.958          | 5.808          | 6.456          | 111,2                        | 81,1                        | 2,0                         |
| <b>Domestic tourist</b>                    | <b>56.255</b>  | <b>35.579</b>  | <b>52.812</b>  | <b>148,4</b>                 | <b>93,9</b>                 | <b>118.524</b> | <b>70.184</b>  | <b>109.033</b> | <b>155,4</b>                 | <b>92,0</b>                 | <b>33,5</b>                 |
| Hotels and similar accommodation           | 53.986         | 33.943         | 50.675         | 149,3                        | 93,9                        | 109.244        | 65.102         | 100.856        | 154,9                        | 92,3                        | 31,0                        |
| Holiday and other short-stay accommodation | 1.490          | 1.131          | 1.468          | 129,8                        | 98,5                        | 2.524          | 1.832          | 2.442          | 133,3                        | 96,8                        | 0,8                         |
| Camps and camping grounds                  | 116            | 32             | 115            | 359,4                        | 99,1                        | 305            | 36             | 178            | 494,4                        | 58,4                        | 0,1                         |
| Other accommodation                        | 663            | 473            | 554            | 117,1                        | 83,6                        | 6.451          | 3.214          | 5.557          | 172,9                        | 86,1                        | 1,7                         |
| <b>Foreign tourist</b>                     | <b>84.988</b>  | <b>89.785</b>  | <b>111.813</b> | <b>124,5</b>                 | <b>131,6</b>                | <b>174.789</b> | <b>180.047</b> | <b>216.549</b> | <b>120,3</b>                 | <b>123,9</b>                | <b>66,5</b>                 |
| Hotels and similar accommodation           | 81.788         | 87.257         | 107.800        | 123,5                        | 131,8                       | 166.948        | 172.578        | 208.139        | 120,6                        | 124,7                       | 63,9                        |
| Holiday and other short-stay accommodation | 1.516          | 1.630          | 1.878          | 115,2                        | 123,9                       | 4.264          | 3.859          | 4.253          | 110,2                        | 99,7                        | 1,3                         |
| Camps and camping grounds                  | 1.506          | 570            | 2.014          | 353,3                        | 133,7                       | 2.070          | 1.016          | 3.258          | 320,7                        | 157,4                       | 1,0                         |
| Other accommodation                        | 178            | 328            | 121            | 36,9                         | 68,0                        | 1.507          | 2.594          | 899            | 34,7                         | 59,7                        | 0,3                         |

<sup>2)</sup> The Classification of Economic Activities of BiH 2010

\*final data

**Table 4: Tourist arrivals and nights, by type of organisation of tourist trips**

|                         | Individual arrangement |                |                             |                |                |                             | Organised trip |               |                             |               |                |                             |
|-------------------------|------------------------|----------------|-----------------------------|----------------|----------------|-----------------------------|----------------|---------------|-----------------------------|---------------|----------------|-----------------------------|
|                         | Arrivals               |                |                             | Nights         |                |                             | Arrivals       |               |                             | Nights        |                |                             |
|                         | V 2022*                | V 2023         | Indices<br>V 2023<br>V 2022 | V 2022*        | V 2023         | Indices<br>V 2023<br>V 2022 | V 2022*        | V 2023        | Indices<br>V 2023<br>V 2022 | V 2022*       | V 2023         | Indices<br>V 2023<br>V 2022 |
| <b>Total</b>            | <b>104.079</b>         | <b>114.505</b> | <b>110,0</b>                | <b>210.986</b> | <b>224.338</b> | <b>106,3</b>                | <b>37.164</b>  | <b>50.120</b> | <b>134,9</b>                | <b>82.327</b> | <b>101.244</b> | <b>123,0</b>                |
| <b>Domestic tourist</b> | 41.150                 | 39.616         | 96,3                        | 85.153         | 78.294         | 91,9                        | 15.105         | 13.196        | 87,4                        | 33.371        | 30.739         | 92,1                        |
| <b>Foreign tourist</b>  | 62.929                 | 74.889         | 119,0                       | 125.833        | 146.044        | 116,1                       | 22.059         | 36.924        | 167,4                       | 48.956        | 70.505         | 144,0                       |

\*final data

## Methodology

### The purpose of the statistical survey

The purpose of the statistical survey is to monitor the tourist activity realised in commercial accommodation establishments and to provide internationally comparable BiH's tourism statistics in accordance with current EU Regulations for the tourism statistics.

### Observation units

Observation units are all business entities /legal units which are, by the main activity, registered in accommodation activity (division 55 - KD BiH 2010), persons as well as households that rent accommodation establishments to tourists. For the purpose of the survey, Classification of Activities in Bosnia and Herzegovina - KD BiH 2010 was used, and it is fully compliant with the European Classification of Economic Activities - NACE Rev. 2.

### Coverage

Reporting units are all business entities (enterprises, craftsmen, cooperatives, institutions, associations etc.) and their constituent units that are registered according to KD BiH 2010 under section : 55.1 (hotels and similar accommodation), 55.2 (holiday and other short - stay accommodation), 55.3 (camps and camping grounds), 55.9 (other uncategorised accommodation), health care institutions in which person themselves bear the fee for medical rehabilitation or their stay: business entities that deal with the mediation of accommodation of guests in: households, houses, camps, apartments and rooms which are directly rented by private persons/households. Survey covers the entire territory of Bosnia and Herzegovina.

### Source and methods of data collection

Data on tourists turnover (number of tourist arrivals and tourist nights) are collected from regular monthly report (TU-11 form). Reports are usually made based on reception records in guest books, entities and their parts engaged in organising and arranging of tourists.

### Data revision

Regular press releases on tourism are published in monthly dynamics and contain preliminary / first results until the final data are published.

The first regular revision of data implies that, when publishing data for the next month, the published data from the previous month (t-1) are revised in accordance with the information submitted by the reporting unit. The second regular revision of previously published data is the annual revision, which includes all changes in the data submitted after the first revision, in order to ensure the accuracy of the published data.

The press release clearly indicates what the data are, so that users of the statistics can interpret them correctly. If new statistical standards and concepts are introduced, changes in the research methodology are made, it is necessary to revise the data to ensure the consistency and comparability of data from previous historical series and new data series. Users will be informed about changes in data and reasons in an appropriate and transparent manner, in regular monthly press releases and other publications for the public, as well as on the website of the BiH Agency for Statistics ([www.bhas.gov.ba](http://www.bhas.gov.ba)).

### Definitions

**Tourism** means the activity of visitors taking a trip to a main destination outside their usual environment for less than a year, for leisure, business or other personal purpose other than to be employed by a resident entity in the place visited.

**Tourist** is every person who, outside his place of permanent residence, spends one night in a hotel or some other accommodation facility for reasons of rest, recreation, health, study, sport, religion, family, business, public tasks or meeting. Tourist is registered in every place or establishment where he stays and, therefore, in case of change of place or establishment, he must register again, which results in data ambiguity. Consequently, the statistics registers the number of tourist arrivals, not the number of tourists.

**Residence** is a place where a person came with the intention of permanent stay. Tourist is registered in every place or establishment where he stays and, therefore, in case he/she changes the place or establishment, he/she must register again, which results in data ambiguity. Consequently, the statistics register the number of tourist arrivals and not the number of tourists.

**Domestic tourist** is a person with permanent residence in the BiH who spends at least one night in a hotel or some other accommodation establishment outside their place or residence.

**Foreign tourist** is every person with permanent residence outside in BiH who temporarily resides in BiH and who spends at least one night in a hotel or same other accommodation establishment.

**Tourist arrivals** refer to the number of persons (tourists) who arrived and registered their stay in an accommodation establishment.

**Tourist nights** refer to every registered overnight stay of a person (tourist) in an accommodation establishment.

**Accommodation capacities** are presented as the number of rooms, apartments and camping sites, and the number of permanent beds.

**Permanent beds** are those that are regularly ready-made for renting to guests.

**Occupancy rate of permanent beds (net)** in the reference period is obtained by dividing the total number of nights by the number of beds on offer and the number of days when the beds are actually available for use during the reference period. The data are expressed as a percentage.

**Occupancy rate of bedrooms (net)** in the reference period is obtained by dividing the total number of bedrooms used during the reference period by the number of bedrooms available for use during the reference period. The data is expressed as a percentage.

**Organization of tourist arrivals** represent the way of organising tourist arrangements. Depending on the way of organising, tourist arrangement can be individual or organised (travel agencies).

#### Symbols

- no occurrence

0,0 value not zero but less than 0,05

1) Indices greater than 999

Published by the Agency for Statistics of the Bosnia and Herzegovina, 71000 Sarajevo, Zelenih beretki 26

Phone: +387 (33) 911 911 | Telefax: +387 (33) 220 622

E-mail: [bhas@bhas.gov.ba](mailto:bhas@bhas.gov.ba) | Web site: [www.bhas.gov.ba](http://www.bhas.gov.ba)

#### Responsible persons:

Velimir Jukić, Assistant Director of Business Statistics

Vesna Čužić, Director

Prepared by: Azra Bander Demirović and Mirza Agić



Please consider the environment before printing this document.