



FIRST RELEASE



You are required to specify a data source when allowed in your product or application.

YEAR XVII

SARAJEVO, 06/02/2023

NUMBER 12

BUSINESS STATISTICS Tourism, December 2022

In December 2022 tourists realised 102.892 tourist arrivals in Bosnia and Hercegovina which represent the increase by 6.6% as compared to November 2022 and increase by 21.7% as compared to December 2021. Tourists realised 203,721 tourist nights, which represent the decrease by 0.9% as compared to November 2022 and increase by 20.1% as compared to December 2021. Domestic tourists share of total number of overnight stays was 41.4% and foreign tourists share was 58.6%.

The number of domestic tourist nights decreased by 2.2% as compared to November 2022 and increased by 14.6% as compared to December 2021. Foreign tourist nights increased slightly as compared to November 2022 and increased by 24.4% as compared to December 2021.

Concerning the structure of foreign tourist nights in December 2022, the most of them (73.3%) were realised by tourists from: Croatia (25.0%), Serbia (13.8%), Slovenia (8.9%), United Arab Emirates (8.3), Turkey (5.4), Germany (4.2%), Austria (4.1%)and Montenegro (3,6%). Tourists from other countries realised 26.7% of tourist nights.

Regarding the average detention of foreign tourist stays in our country on the first place comes: Japan with 3.3 nights, Canada with 3.2 nights, United Arab Emirates with 3.1 nights, Bahrain, Portugal and New Zealand by with 2.9 nights .

Available rooms, apartments and camping sites for tourists in Bosnia and Herzegovina in December 2022 amounted to 18,676, which is 8.3% increase, compared to December 2021. Number of available beds was 40.592 beds, which is increase by 8.5%, compared to the same month of 2021.

In December 2022, in the activity - Hotels and similar accommodation, number of rooms and apartments available to tourists amounted to 17,144, which is an increase of 8,1% compared to December 2021., and number of available beds amounted to 35,864 which is an increase of 8.5%, compared to the same month of the previous year.

Net occupancy rate of rooms was 24.9% and permanent beds it was 17.4% in December 2022, while in December 2021, net occupancy rate of rooms was 21.8% and of permanent beds 15.7%.

According to the type of accommodation facility, the highest number of nights was recorded in Hotels and similar accommodation with share of 94.5%.

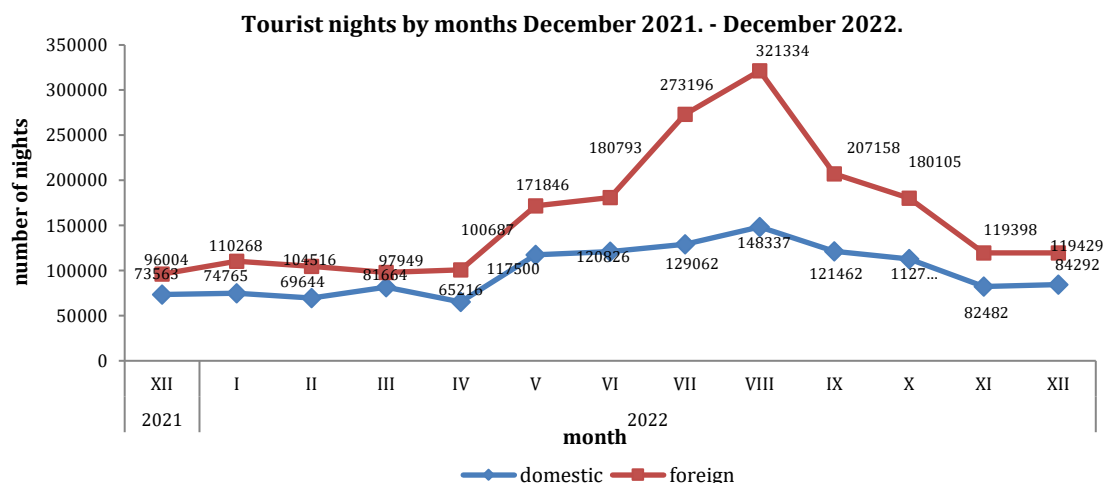
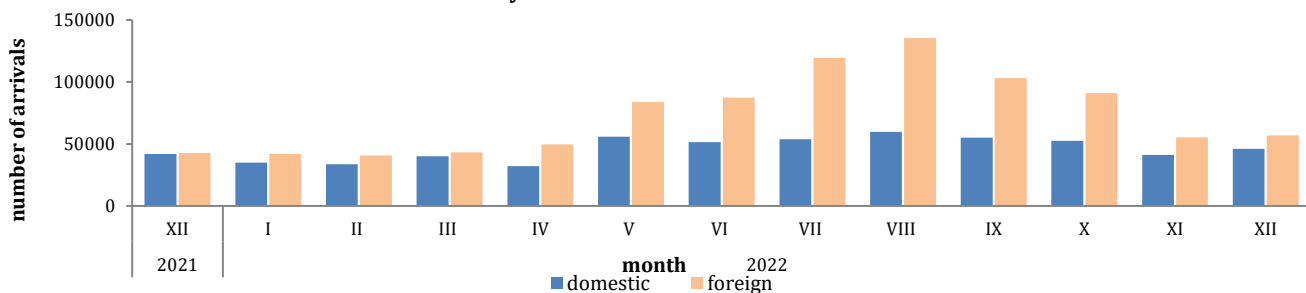


Table 1: Tourist arrivals and nights

	Arrivals					Nights					XII 2022	
	XII 2021	XI 2022	XII 2022	Index XII 2022 XI 2022	Index XII 2022 XII 2021	XII 2021	XI 2022	XII 2022	Index XII 2022 XI 2022	Index XII 2022 XII 2021	Structure of nights %	Average number of nights by arrivals
Total	84.545	96.491	102.892	106,6	121,7	169.567	201.880	203.721	100,9	120,1	100,0	2,0
Domestic tourist	41.784	41.124	46.114	112,1	110,4	73.563	82.482	84.292	102,2	114,6	41,4	1,8
Foreign tourist	42.761	55.367	56.778	102,5	132,8	96.004	119.398	119.429	100,0	124,4	58,6	2,1

Tourist arrivals by months December 2021. - December 2022.

Table2: Foreign tourist arrivals and nights, by country of residence

	Arrivals					Nights					XII 2022	
	XII 2021	XI 2022	XII 2022	Index XII 2022 XI 2022	Index XII 2022 XII 2021	XII 2021	XI 2022	XII 2022	Index XII 2022 XI 2022	Index XII 2022 XII 2021	Structure of nights %	Average number of nights by arrivals
Total foreign tourist	42.761	55.367	56.778	102,5	132,8	96.004	119.398	119.429	100,0	124,4	100,0	2,1
Albania	444	604	217	35,9	48,9	820	1.152	406	35,2	49,5	0,3	1,9
Austria	1.983	1.332	2.178	163,5	109,8	4.119	2.492	4.901	196,7	119,0	4,1	2,3
Belgium	171	177	208	117,5	121,6	407	342	475	138,9	116,7	0,4	2,3
Bulgaria	196	411	392	95,4	200,0	501	743	978	131,6	195,2	0,8	2,5
Montenegro	1.825	1.953	2.380	121,9	130,4	3.407	4.036	4.251	105,3	124,8	3,6	1,8
Czech Republic	122	221	168	76,0	137,7	258	466	384	82,4	148,8	0,3	2,3
Denmark	158	109	101	92,7	63,9	332	298	243	81,5	73,2	0,2	2,4
Estonia	4	9	7	77,8	175,0	4	26	11	42,3	275,0	0,0	1,6
Finland	23	42	23	54,8	100,0	48	228	46	20,2	95,8	0,0	2,0
France	356	471	370	78,6	103,9	771	869	810	93,2	105,1	0,7	2,2
Greece	129	247	149	60,3	115,5	310	513	282	55,0	91,0	0,2	1,9
Netherlands	471	450	372	82,7	79,0	1.016	1.154	924	80,1	90,9	0,8	2,5
Croatia	9.620	12.215	13.148	107,6	136,7	18.669	29.022	29.823	102,8	159,7	25,0	2,3
Ireland	49	160	82	51,3	167,3	111	305	209	68,5	188,3	0,2	2,5
Iceland	2	11	-	-	-	28	25	-	-	-	-	-
Italy	512	1.398	1.098	78,5	214,5	1.474	3.325	2.635	79,2	178,8	2,2	2,4
Cyprus	11	14	11	78,6	100,0	36	27	23	85,2	63,9	0,0	2,1
Latvia	4	18	7	38,9	175,0	5	43	15	34,9	300,0	0,0	2,1
Lithuania	17	73	12	16,4	70,6	22	106	16	15,1	72,7	0,0	1,3
Luxembourg	97	22	62	281,8	63,9	389	41	123	300,0	31,6	0,1	2,0
Hungary	273	442	506	114,5	185,3	950	1.062	1.102	103,8	116,0	0,9	2,2
Malta	6	7	15	214,3	250,0	25	31	28	90,3	112,0	0,0	1,9

(continued on next page)

(next)

	Arrivals					Nights					XII 2022	
	XII 2021	XI 2022	XII 2022	Index XII 2022 XI 2022	Index XII 2022 XII 2021	XII 2021	XI 2022	XII 2022	Index XII 2022 XI 2022	Index XII 2022 XII 2021	Structure of nights %	Average number of nights by arrivals
Norway	90	125	123	98,4	136,7	159	269	245	91,1	154,1	0,2	2,0
Germany	1.951	1.868	2.179	116,6	111,7	4.648	4.733	5.010	105,9	107,8	4,2	2,3
Poland	271	392	328	83,7	121,0	743	1.139	704	61,8	94,8	0,6	2,1
Portugal	26	55	28	50,9	107,7	54	125	81	64,8	150,0	0,1	2,9
Romania	119	152	217	142,8	182,4	294	350	513	146,6	174,5	0,4	2,4
Russian Federation	230	859	902	105,0	392,2	468	1.594	1.503	94,3	321,2	1,3	1,7
North Macedonia	385	753	713	94,7	185,2	1.000	1.826	1.770	96,9	177,0	1,5	2,5
Slovakia	69	207	117	56,5	169,6	153	522	195	37,4	127,5	0,2	1,7
Slovenia	3.331	4.963	5.088	102,5	152,7	7.022	9.885	10.596	107,2	150,9	8,9	2,1
Serbia	9.002	9.613	9.391	97,7	104,3	17.909	17.503	16.472	94,1	92,0	13,8	1,8
Spain	118	663	153	23,1	129,7	238	1.852	348	18,8	146,2	0,3	2,3
Switzerland (including Liechtenstein)	648	479	847	176,8	130,7	1.410	1.022	1.840	180,0	130,5	1,5	2,2
Sweden	436	596	445	74,7	102,1	1.023	1.177	950	80,7	92,9	0,8	2,1
Turkey	1.653	4.509	3.348	74,3	202,5	3.497	7.646	6.446	84,3	184,3	5,4	1,9
United Kingdom	249	616	538	87,3	216,1	559	1.425	1.262	88,6	225,8	1,1	2,3
Ukraine	93	161	198	123,0	212,9	336	542	334	61,6	99,4	0,3	1,7
Other European countries	146	191	125	65,4	85,6	298	565	267	47,3	89,6	0,2	2,1
Egypt	84	43	60	139,5	71,4	211	263	160	60,8	75,8	0,1	2,7
South Africa	11	12	9	75,0	81,8	54	44	14	31,8	25,9	0,0	1,6
Other African countries	101	124	85	68,5	84,2	162	652	205	31,4	126,5	0,2	2,4
Canada	117	190	108	56,8	92,3	384	813	343	42,2	89,3	0,3	3,2
USA	784	1.299	911	70,1	116,2	1.873	3.494	2.034	58,2	108,6	1,7	2,2
Other Northern American countries	29	123	26	21,1	89,7	62	254	88	34,6	141,9	0,1	3,4
Brazil	43	176	87	49,4	202,3	88	838	169	20,2	192,0	0,1	1,9
Other Southern and Central American countries	45	285	125	43,9	277,8	85	580	214	36,9	251,8	0,2	1,7
Bahrain	156	79	173	219,0	110,9	471	226	504	223,0	107,0	0,4	2,9
India	101	104	197	189,4	195,0	249	460	364	79,1	146,2	0,3	1,8
Iran	10	54	39	72,2	390,0	77	498	101	20,3	131,2	0,1	2,6
Israel	71	55	71	129,1	100,0	161	121	163	134,7	101,2	0,1	2,3
Japan	17	57	31	54,4	182,4	36	252	102	40,5	283,3	0,1	3,3
Republic of Korea	16	277	124	44,8	775,0	31	501	195	38,9	629,0	0,2	1,6
Qatar	193	51	97	190,2	50,3	686	138	192	139,1	28,0	0,2	2,0
China	349	537	718	133,7	205,7	1.230	1.042	1.403	134,6	114,1	1,2	2,0
Kuwait	164	181	107	59,1	65,2	681	594	275	46,3	40,4	0,2	2,6
Malaysia	195	1.824	2.007	110,0	¹⁾	258	2.100	2.208	105,1	855,8	1,8	1,1
Oman	250	519	287	55,3	114,8	717	1.031	685	66,4	95,5	0,6	2,4
Saudi Arabia	1.011	494	322	65,2	31,8	2.674	1.225	893	72,9	33,4	0,7	2,8
United Arab Emirates	3.335	1.022	3.180	311,2	95,4	11.297	2.866	9.892	345,2	87,6	8,3	3,1
Other Asian countries	319	1.097	1.587	144,7	497,5	830	2.533	2.603	102,8	313,6	2,2	1,6
Australia	57	158	140	88,6	245,6	124	342	277	81,0	223,4	0,2	2,0
New Zealand	7	12	18	150,0	257,1	30	30	52	173,3	173,3	0,0	2,9
Other countries of Oceania	6	6	23	383,3	383,3	20	20	72	360,0	360,0	0,1	3,1

1) Index higher than 999

Foreign tourist nights and arrivals, by country of residence, December 2022.

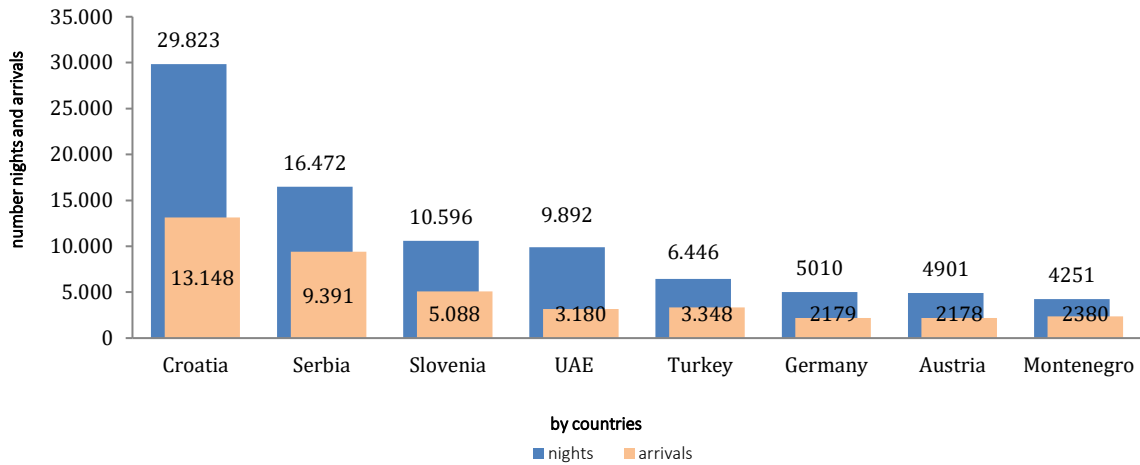


Table 3: Tourist arrivals and nights according to the classification of activities ²⁾

	Arrivals					Nights					XII 2022
	XII 2021	XI 2022	XII 2022	Index XII 2022 XI 2022	Index 2022 XII 2021	XII 2021	XI 2022	XII 2022	Index XII 2022 XI 2022	Index 2022 XII 2021	Structure of nights %
Total	84.545	96.491	102.892	106,6	121,7	169.567	201.880	203.721	100,9	120,1	100,0
Hotels and similar accommodation	81.967	93.794	99.833	106,4	121,8	160.686	190.700	192.879	101,1	120,0	94,7
Holiday and other short-stay accommodation	1.949	1.934	2.268	117,3	116,4	4.630	4.433	5.487	123,8	118,5	2,7
Camps and camping grounds	186	94	212	225,5	114,0	380	156	411	263,5	108,2	0,2
Other accommodation	443	669	579	86,5	130,7	3.871	6.591	4.944	75,0	127,7	2,4
Domestic tourist	41.784	41.124	46.114	112,1	110,4	73.563	82.482	84.292	102,2	114,6	41,4
Hotels and similar accommodation	40.111	39.424	44.473	112,8	110,9	67.551	73.917	77.368	104,7	114,5	38,0
Holiday and other short-stay accommodation	1.252	1.112	1.226	110,3	97,9	2.432	2.413	2.592	107,4	106,6	1,3
Camps and camping grounds	53	13	15	115,4	28,3	57	13	24	184,6	42,1	0,0
Other accommodation	368	575	400	69,6	108,7	3.523	6.139	4.308	70,2	122,3	2,1
Foreign tourist	42.761	55.367	56.778	102,5	132,8	96.004	119.398	119.429	100,0	124,4	58,6
Hotels and similar accommodation	41.856	54.370	55.360	101,8	132,3	93.135	116.783	115.511	98,9	124,0	56,7
Holiday and other short-stay accommodation	697	822	1.042	126,8	149,5	2.198	2.020	2.895	143,3	131,7	1,4
Camps and camping grounds	133	81	197	243,2	148,1	323	143	387	270,6	119,8	0,2
Other accommodation	75	94	179	190,4	238,7	348	452	636	140,7	182,8	0,3

²⁾ The Classification of Economic Activities of BiH 2010

Table 4: Tourist arrivals and nights, by type of organisation of tourist trips

	Individual arrangement						Organised trip					
	Arrivals			Nights			Arrivals			Nights		
	XII 2021	XII 2022	Indices XII 2022 XII 2021	XII 2021	XII 2022	Indices XII 2022 XII 2021	XII 2021	XII 2022	Indices XII 2022 XII 2021	XII 2021*	XII 2022	Indices XII 2022 XII 2021
Total	72.489	84.708	116,9	141.446	162.459	114,9	12.056	18.184	150,8	28.121	41.262	146,7
Domestic tourist	36.561	40.982	112,1	62.293	72.922	117,1	5.223	5.132	98,3	11.270	11.370	100,9
Foreign tourist	35.928	43.726	121,7	79.153	89.537	113,1	6.833	13.052	191,0	16.851	29.892	177,4

Methodology

The purpose of the statistical survey

The purpose of the statistical survey is to monitor the tourist activity realised in commercial accommodation establishments and to provide internationally comparable BiH's tourism statistics in accordance with current EU Regulations for the tourism statistics.

Observation units

Observation units are all business entities /legal units which are, by the main activity, registered in accommodation activity (division 55 - KD BiH 2010), persons as well as households that rent accommodation establishments to tourists. For the purpose of the survey, Classification of Activities in Bosnia and Herzegovina - KD BiH 2010 was used, and it is fully compliant with the European Classification of Economic Activities - NACE Rev. 2.

Coverage

Reporting units are all business entities (enterprises, craftsmen, cooperatives, institutions, associations etc.) and their constituent units that are registered according to KD BiH 2010 under section : 55.1 (hotels and similar accommodation), 55.2 (holiday and other short - stay accommodation), 55.3 (camps and camping grounds), 55.9 (other uncategorised accommodation), health care institutions in which person themselves bear the fee for medical rehabilitation or their stay: business entities that deal with the mediation of accommodation of guests in: households, houses, camps, apartments and rooms which are directly rented by private persons/households. Survey covers the entire territory of Bosnia and Herzegovina.

Source and methods of data collection

Data on tourists turnover (number of tourist arrivals and tourist nights) are collected from regular monthly report (TU-11 form). Reports are usually made on the basis of reception records in guest books, entities and their parts engaged in organising and arranging of tourists.

Data revision

Regular press releases on tourism are published in monthly dynamics and contain preliminary / first results until the final data are published.

The first regular revision of data implies that, when publishing data for the next month, the published data from the previous month (t-1) are revised in accordance with the information submitted by the reporting unit. The second regular revision of previously published data is the annual revision, which includes all changes in the data submitted after the first revision, in order to ensure the accuracy of the published data.

The press release clearly indicates what the data are, so that users of the statistics can interpret them correctly. If new statistical standards and concepts are introduced, changes in the research methodology are made, it is necessary to revise the data to ensure the consistency and comparability of data from previous historical series and new data series. Users will be informed about changes in data and reasons in an appropriate and transparent manner, in regular monthly press releases and other publications for the public, as well as on the website of the BiH Agency for Statistics (www.bhas.gov.ba).

Definitions

Tourism means the activity of visitors taking a trip to a main destination outside their usual environment for less than a year, for leisure, business or other personal purpose other than to be employed by a resident entity in the place visited.

Tourist is every person who, outside his place of permanent residence, spends one night in a hotel or some other accommodation facility for reasons of rest, recreation, health, study, sport, religion, family, business, public tasks or meeting. Tourist is registered in every place or establishment where he stays and, therefore, in case of change of place or establishment, he must register again, which results in data ambiguity. Consequently, the statistics registers the number of tourist arrivals, not the number of tourists.

Residence is a place where a person came with the intention of permanent stay. Tourist is registered in every place or establishment where he stays and, therefore, in case he/she changes the place or establishment, he/she must register again, which results in data ambiguity. Consequently, the statistics register the number of tourist arrivals and not the number of tourists.

Domestic tourist is a person with permanent residence in the BiH who spends at least one night in a hotel or same other accommodation establishment outside their place or residence.

Foreign tourist is every person with permanent residence outside in BiH who temporarily resides in BiH and who spends at least one night in a hotel or same other accommodation establishment.

Tourist arrivals refer to the number of persons (tourists) who arrived and registered their stay in an accommodation establishment.

Tourist nights refer to every registered overnight stay of a person (tourist) in an accommodation establishment.

Accommodation capacities are presented as the number of rooms, apartments and camping sites, and the number of permanent beds.

Permanent beds are those that are regularly ready-made for renting to guests.

Occupancy rate of permanent beds (net) in the reference period is obtained by dividing the total number of nights by the number of beds on offer and the number of days when the beds are actually available for use during the reference period. The data are expressed as a percentage.

Occupancy rate of bedrooms (net) in the reference period is obtained by dividing the total number of bedrooms used during the reference period by the number of bedrooms available for use during the reference period. The data is expressed as a percentage.

Organization of tourist arrivals represent the way of organising tourist arrangements. Depending on the way of organising, tourist arrangement can be individual or organised (travel agencies).

Symbols

- no occurrence

0,0 value not zero but less than 0,05

Published by the Agency for Statistics of the Bosnia and Herzegovina, 71000 Sarajevo, Zelenih beretki 26

Phone: +387 (33) 911 911 | Telefax: +387 (33) 220 622

E-mail: bhas@bhas.gov.ba | Web site: www.bhas.gov.ba

Responsible persons:

Velimir Jukić, Assistant Director of Business Statistics

Vesna Čužić, Director

Prepared by: Azra Bander Demirović



Please consider the environment before printing this document.