



FIRST RELEASE



You are required to specify a data source when allowed in your product or application.

YEAR XVII

SARAJEVO, 06/01/2023

NUMBER 11

BUSINESS STATISTICS Tourism, November 2022

In November 2022 tourists realised 96,491 tourist arrivals in Bosnia and Herzegovina which represent the decrease by 32.8% as compared to October 2022 and increase by 39.8% as compared to November 2021. Tourists realised 201,880 tourist nights which represent the decrease by 31.1% as compared to October 2022 and increase by 34.0% as compared to November 2021. Domestic tourists share of total number of overnight stays was 40.9% and foreign tourists share was 59.1%.

The number of domestic tourist nights decreased by 26.8% as compared to October 2022 and increased by 17.6% as compared to November 2021. Foreign tourist nights decreased by 33.7% as compared to October 2022 and increased by 48.2% as compared to November 2021.

Concerning the structure of foreign tourist nights in November 2022, the most of them (66.8%) were realised by tourists from: Croatia (24.3%), Serbia (14.7%), Slovenia (8.3%), Turkey (6.4), Germany (4.0%), Montenegro (3.4%), United State of America (2.9%) and Italy (2.8%). Tourists from other countries realised 33.2% of tourist nights.

Regarding the average detention of foreign tourist stays in our country on the first place comes: Iran with 9.2 nights, Egypt with 6.1 nights, Finland with 5.4 nights, Brazil with 4.8 nights, Malta, India and Japan by with 4.4 nights and Canada with 4.3 nights.

Available rooms, apartments and camping sites for tourists in Bosnia and Herzegovina in November 2022 amounted to 18,424 which is 6.8% increase compared to November 2021. Number of available beds was 39,899 beds, which is increase by 6.9%, compared to the same month of 2021.

In November 2022, in the activity - Hotels and similar accommodation, number of rooms and apartments available to tourists amounted to 16,906, which is an increase of 6.5% compared to November 2021, and number of available beds amounted to 35,226 which is an increase of 6.7%, compared to the same month of the previous year.

Net occupancy rate of rooms was 25.6% and permanent beds it was 18.1% in November 2022, while in November 2021, net occupancy rate of rooms was 21.1% and of permanent beds 14.4%.

According to the type of accommodation facility the highest number of nights was recorded in Hotels and similar accommodation with share of 94.5%

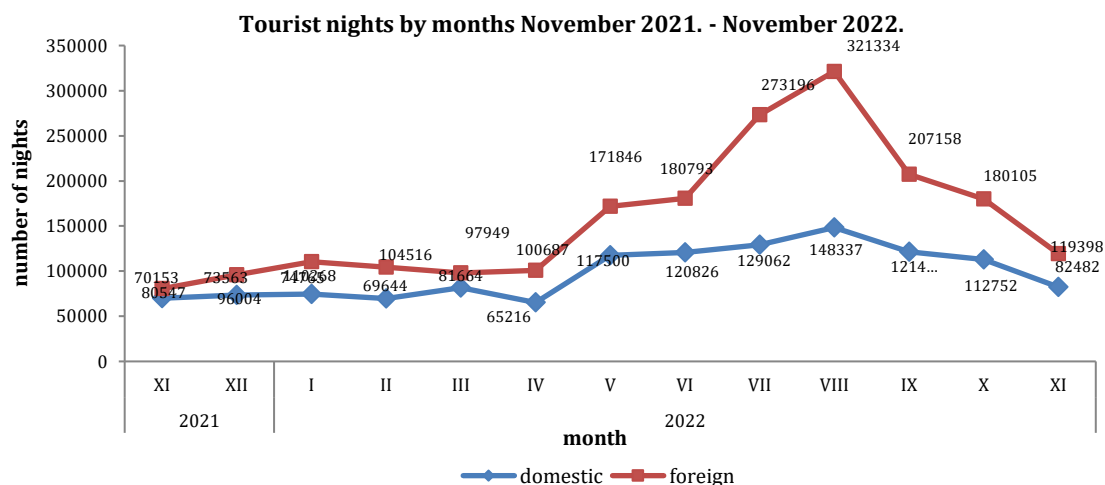


Table 1: Tourist arrivals and nights

	Arrivals					Nights					XI 2022	
	XI 2021*	X 2022	XI 2022	Indeksi XI 2022 X 2022	Indeksi XI 2022 XI 2021	XI 2021*	X 2022	XI 2022	Indeksi XI 2022 X 2022	Indeksi XI 2022 XI 2021	Structure of nights %	Average number of nights by arrivals
Total	69.037	143.566	96.491	67,2	139,8	150.700	292.857	201.880	68,9	134,0	100,0	2,1
Domestic tourist	34.373	52.617	41.124	78,2	119,6	70.153	112.752	82.482	73,2	117,6	40,9	2,0
Foreign tourist	34.664	90.949	55.367	60,9	159,7	80.547	180.105	119.398	66,3	148,2	59,1	2,2

*final dana

Tourist arrivals by months November 2021. - November 2022.

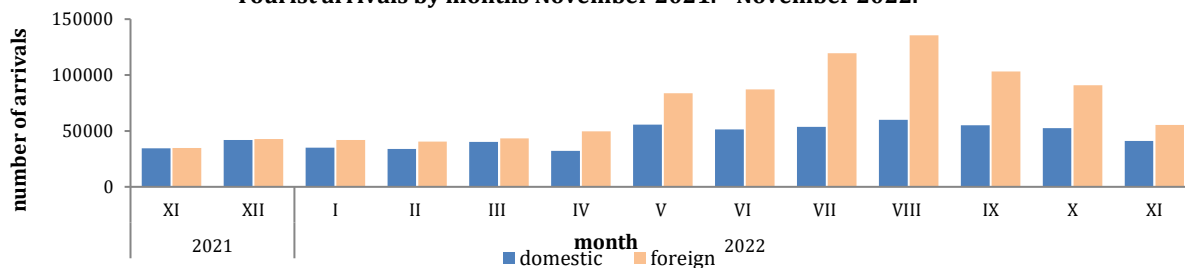


Table2: Foreign tourist arrivals and nights, by country of residence

	Arrivals					Nights					XI 2022	
	XI 2021*	X 2022	XI 2022	Indeksi XI 2022 X 2022	Indeksi XI 2022 XI 2021	XI 2021*	X 2022	XI 2022	Indeksi XI 2022 X 2022	Indeksi XI 2022 XI 2021	Structure of nights %	Average number of nights by arrivals
Total foreign tourist	34.664	90.949	55.367	60,9	159,7	80.547	180.105	119.398	66,3	148,2	100,0	2,2
Albania	332	392	604	154,1	181,9	783	814	1.152	141,5	147,1	1,0	1,9
Austria	1.033	2.672	1.332	49,9	128,9	2.008	5.236	2.492	47,6	124,1	2,1	1,9
Belgium	291	372	177	47,6	60,8	705	979	342	34,9	48,5	0,3	1,9
Bulgaria	125	445	411	92,4	328,8	375	985	743	75,4	198,1	0,6	1,8
Montenegro	1.220	2.576	1.953	75,8	160,1	2.822	4.876	4.036	82,8	143,0	3,4	2,1
Czech Republic	223	441	221	50,1	99,1	456	824	466	56,6	102,2	0,4	2,1
Denmark	208	259	109	42,1	52,4	473	554	298	53,8	63,0	0,2	2,7
Estonia	18	75	9	12,0	50,0	32	140	26	18,6	81,3	0,0	2,9
Finland	135	165	42	25,5	31,1	417	375	228	60,8	54,7	0,2	5,4
France	477	1.125	471	41,9	98,7	1.124	2.793	869	31,1	77,3	0,7	1,8
Greece	152	332	247	74,4	162,5	460	778	513	65,9	111,5	0,4	2,1
Netherlands	507	1.663	450	27,1	88,8	1.239	4.436	1.154	26,0	93,1	1,0	2,6
Croatia	5.731	13.138	12.215	93,0	213,1	14.261	27.468	29.022	105,7	203,5	24,3	2,4
Ireland	89	523	160	30,6	179,8	283	2.178	305	14,0	107,8	0,3	1,9
Iceland	11	15	11	73,3	100,0	20	101	25	24,8	125,0	0,0	2,3
Italy	780	2.118	1.398	66,0	179,2	2.014	4.902	3.325	67,8	165,1	2,8	2,4
Cyprus	35	16	14	87,5	40,0	131	51	27	52,9	20,6	0,0	1,9
Latvia	3	126	18	14,3	600,0	5	147	43	29,3	860,0	0,0	2,4
Lithuania	26	85	73	85,9	280,8	108	136	106	77,9	98,1	0,1	1,5
Luxembourg	38	22	22	100,0	57,9	111	67	41	61,2	36,9	0,0	1,9
Hungary	194	1.797	442	24,6	227,8	699	3.809	1.062	27,9	151,9	0,9	2,4
Malta	5	25	7	28,0	140,0	5	39	31	79,5	620,0	0,0	4,4

(Continued on next page)

(next)

	Arrivals					Nights					XI 2022	
	XI 2021*	X 2022	XI 2022	indexes XI 2022 X 2022	indexes XI 2022 XI 2021	XI 2021*	X 2022	XI 2022	indexes XI 2022 X 2022	indexes XI 2022 XI 2021	Structure of nights %	Average number of nights by arrivals
Norway	85	398	125	31,4	147,1	200	829	269	32,4	134,5	0,2	2,2
Germany	1.330	4.129	1.868	45,2	140,5	3.392	9.073	4.733	52,2	139,5	4,0	2,5
Poland	173	939	392	41,7	226,6	418	2.130	1.139	53,5	272,5	1,0	2,9
Portugal	78	147	55	37,4	70,5	201	310	125	40,3	62,2	0,1	2,3
Romania	136	519	152	29,3	111,8	400	1.272	350	27,5	87,5	0,3	2,3
Russian Federation	299	898	859	95,7	287,3	694	1.671	1.594	95,4	229,7	1,3	1,9
North Macedonia	375	1.504	753	50,1	200,8	788	3.046	1.826	59,9	231,7	1,5	2,4
Slovakia	121	219	207	94,5	171,1	345	442	522	118,1	151,3	0,4	2,5
Slovenia	1.714	10.377	4.963	47,8	289,6	3.010	17.100	9.885	57,8	328,4	8,3	2,0
Serbia	6.501	13.991	9.613	68,7	147,9	12.272	25.181	17.503	69,5	142,6	14,7	1,8
Spain	777	658	663	100,8	85,3	2.906	1.432	1.852	129,3	63,7	1,6	2,8
Switzerland (including Liechtenstein)	342	1.310	479	36,6	140,1	784	2.870	1.022	35,6	130,4	0,9	2,1
Sweden	421	882	596	67,6	141,6	1.046	1.853	1.177	63,5	112,5	1,0	2,0
Turkey	2.432	7.006	4.509	64,4	185,4	5.000	10.160	7.646	75,3	152,9	6,4	1,7
United Kingdom	386	1.096	616	56,2	159,6	890	2.873	1.425	49,6	160,1	1,2	2,3
Ukraine	443	275	161	58,5	36,3	703	866	542	62,6	77,1	0,5	3,4
Other European countries	117	666	191	28,7	163,2	338	1.537	565	36,8	167,2	0,5	3,0
Egypt	66	95	43	45,3	65,2	214	257	263	102,3	122,9	0,2	6,1
South Africa	5	14	12	85,7	240,0	13	32	44	137,5	338,5	0,0	3,7
Other African countries	99	130	124	95,4	125,3	255	361	652	180,6	255,7	0,5	5,3
Canada	135	504	190	37,7	140,7	321	936	813	86,9	253,3	0,7	4,3
USA	1.060	2.829	1.299	45,9	122,5	2.112	6.546	3.494	53,4	165,4	2,9	2,7
Other Northern American countries	15	440	123	28,0	820,0	28	1.026	254	24,8	907,1	0,2	2,1
Brazil	41	398	176	44,2	429,3	85	686	838	122,2	985,9	0,7	4,8
Other Southern and Central American countries	75	536	285	53,2	380,0	168	848	580	68,4	345,2	0,5	2,0
Bahrain	155	251	79	31,5	51,0	427	945	226	23,9	52,9	0,2	2,9
India	93	226	104	46,0	111,8	217	372	460	123,7	212,0	0,4	4,4
Iran	7	74	54	73,0	771,4	19	127	498	392,1	¹⁾	0,4	9,2
Israel	121	629	55	8,7	45,5	313	1.126	121	10,7	38,7	0,1	2,2
Japan	16	59	57	96,6	356,3	53	141	252	178,7	475,5	0,2	4,4
Republic of Korea	41	775	277	35,7	675,6	87	1.074	501	46,6	575,9	0,4	1,8
Qatar	86	42	51	121,4	59,3	269	115	138	120,0	51,3	0,1	2,7
China	252	559	537	96,1	213,1	687	1.082	1.042	96,3	151,7	0,9	1,9
Kuwait	292	428	181	42,3	62,0	1.174	1.570	594	37,8	50,6	0,5	3,3
Malaysia	47	2.909	1.824	62,7	¹⁾	99	3.276	2.100	64,1	¹⁾	1,8	1,2
Oman	459	676	519	76,8	113,1	938	1.401	1.031	73,6	109,9	0,9	2,0
Saudi Arabia	1.810	1.668	494	29,6	27,3	4.560	4.045	1.225	30,3	26,9	1,0	2,5
United Arab Emirates	2.039	1.646	1.022	62,1	50,1	5.568	4.819	2.866	59,5	51,5	2,4	2,8
Other Asian countries	360	2.164	1.097	50,7	304,7	966	4.062	2.533	62,4	262,2	2,1	2,3
Australia	21	396	158	39,9	752,4	46	766	342	44,6	743,5	0,3	2,2
New Zealand	2	36	12	33,3	600,0	5	79	30	38,0	600,0	0,0	2,5
Other countries of Oceania	4	69	6	8,7	150,0	5	80	20	25,0	400,0	0,0	3,3

¹⁾ Index higher than 999
*final data

Foreign tourist nights and arrivals, by country of residence, November 2022.

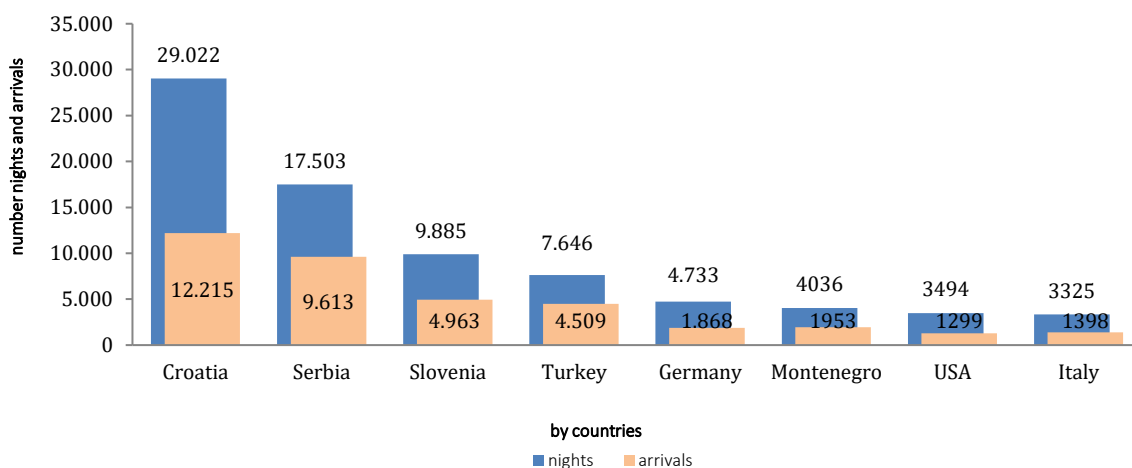


Table 3: Tourist arrivals and nights according to the classification of activities ²⁾

	Arrivals					Nights					XI 2022
	XI 2021*	X 2022	XI 2022	Indexes XI 2022 X 2022	indexes XI 2022 XI 2021	XI 2021*	X 2022	XI 2022	indexed XI 2022 X 2022	indexes XI 2022 XI 2021	Structure of nights %
Total	69.037	143.566	96.491	67,2	139,8	150.700	292.857	201.880	68,9	134,0	100,0
Hotels and similar accommodation	66.911	140.055	93.794	67,0	140,2	141.596	278.910	190.700	68,4	134,7	94,5
Holiday and other short-stay accommodation	1.621	2.561	1.934	75,5	119,3	3.967	5.922	4.433	74,9	111,7	2,2
Camps and camping grounds	43	167	94	56,3	218,6	85	285	156	54,7	183,5	0,1
Other accommodation	462	783	669	85,4	144,8	5.052	7.740	6.591	85,2	130,5	3,3
Domestic tourist	34.373	52.617	41.124	78,2	119,6	70.153	112.752	82.482	73,2	117,6	40,9
Hotels and similar accommodation	32.871	50.586	39.424	77,9	119,9	63.057	103.063	73.917	71,7	117,2	36,6
Holiday and other short-stay accommodation	1.076	1.290	1.112	86,2	103,3	2.262	2.509	2.413	96,2	106,7	1,2
Camps and camping grounds	8	32	13	40,6	162,5	14	40	13	32,5	92,9	0,0
Other accommodation	418	709	575	81,1	137,6	4.820	7.140	6.139	86,0	127,4	3,0
Foreign tourist	34.664	90.949	55.367	60,9	159,7	80.547	180.105	119.398	66,3	148,2	59,1
Hotels and similar accommodation	34.040	89.469	54.370	60,8	159,7	78.539	175.847	116.783	66,4	148,7	57,8
Holiday and other short-stay accommodation	545	1.271	822	64,7	150,8	1.705	3.413	2.020	59,2	118,5	1,0
Camps and camping grounds	35	135	81	60,0	231,4	71	245	143	58,4	201,4	0,1
Other accommodation	44	74	94	127,0	213,6	232	600	452	75,3	194,8	0,2

²⁾ The Classification of Economic Activities of BiH 2010

*final data

Table 4: Tourist arrivals and nights, by type of organisation of tourist trips

	Individual arrangement						Organised trip					
	Arrivals			Nights			Arrivals			Nights		
	XI 2021*	XI 2022	Indices XI 2022 XI 2021	XI 2021*	XI 2022	Indices XI 2022 XI 2021	XI 2021*	XI 2022	Indices XI 2022 XI 2021	XI 2021*	XI 2022	Indices XI 2022 XI 2021
Total	57.442	71.635	124,7	122.275	140.198	114,7	11.595	24.856	214,4	28.425	61.682	217,0
Domestic tourist	29.473	33.654	114,2	59.435	66.600	112,1	4.900	7.470	152,4	10.718	15.882	148,2
Foreign tourist	27.969	37.981	135,8	62.840	73.598	117,1	6.695	17.386	259,7	17.707	45.800	258,7

*final data

Methodology

The purpose of the statistical survey

The purpose of the statistical survey is to monitor the tourist activity realised in commercial accommodation establishments and to provide internationally comparable BiH's tourism statistics in accordance with current EU Regulations for the tourism statistics.

Observation units

Observation units are all business entities /legal units which are, by the main activity, registered in accommodation activity (division 55 - KD BiH 2010), persons as well as households that rent accommodation establishments to tourists. For the purpose of the survey, Classification of Activities in Bosnia and Herzegovina - KD BiH 2010 was used, and it is fully compliant with the European Classification of Economic Activities - NACE Rev. 2.

Coverage

Reporting units are all business entities (enterprises, craftsmen, cooperatives, institutions, associations etc.) and their constituent units that are registered according to KD BiH 2010 under section : 55.1 (hotels and similar accommodation), 55.2 (holiday and other short - stay accommodation), 55.3 (camps and camping grounds), 55.9 (other uncategorised accommodation), health care institutions in which person themselves bear the fee for medical rehabilitation or their stay: business entities that deal with the mediation of accommodation of guests in: households, houses, camps, apartments and rooms which are directly rented by private persons/households. Survey covers the entire territory of Bosnia and Herzegovina.

Source and methods of data collection

Data on tourists turnover (number of tourist arrivals and tourist nights) are collected from regular monthly report (TU-11 form). Reports are usually made on the basis of reception records in guest books, entities and their parts engaged in organising and arranging of tourists.

Data revision

Regular press releases on tourism are published in monthly dynamics and contain preliminary / first results until the final data are published.

The first regular revision of data implies that, when publishing data for the next month, the published data from the previous month (t-1) are revised in accordance with the information submitted by the reporting unit. The second regular revision of previously published data is the annual revision, which includes all changes in the data submitted after the first revision, in order to ensure the accuracy of the published data.

The press release clearly indicates what the data are, so that users of the statistics can interpret them correctly. If new statistical standards and concepts are introduced, changes in the research methodology are made, it is necessary to revise the data to ensure the consistency and comparability of data from previous historical series and new data series. Users will be informed about changes in data and reasons in an appropriate and transparent manner, in regular monthly press releases and other publications for the public, as well as on the website of the BiH Agency for Statistics (www.bhas.gov.ba).

Definitions

Tourism means the activity of visitors taking a trip to a main destination outside their usual environment for less than a year, for leisure, business or other personal purpose other than to be employed by a resident entity in the place visited.

Tourist is every person who, outside his place of permanent residence, spends one night in a hotel or some other accommodation facility for reasons of rest, recreation, health, study, sport, religion, family, business, public tasks or meeting. Tourist is registered in every place or establishment where he stays and, therefore, in case of change of place or establishment, he must register again, which results in data ambiguity. Consequently, the statistics registers the number of tourist arrivals, not the number of tourists.

Residence is a place where a person came with the intention of permanent stay. Tourist is registered in every place or establishment where he stays and, therefore, in case he/she changes the place or establishment, he/she must register again, which results in data ambiguity. Consequently, the statistics register the number of tourist arrivals and not the number of tourists.

Domestic tourist is a person with permanent residence in the BiH who spends at least one night in a hotel or same other accommodation establishment outside their place or residence.

Foreign tourist is every person with permanent residence outside in BiH who temporarily resides in BiH and who spends at least one night in a hotel or same other accommodation establishment.

Tourist arrivals refer to the number of persons (tourists) who arrived and registered their stay in an accommodation establishment.

Tourist nights refer to every registered overnight stay of a person (tourist) in an accommodation establishment.

Accommodation capacities are presented as the number of rooms, apartments and camping sites, and the number of permanent beds.

Permanent beds are those that are regularly ready-made for renting to guests.

Occupancy rate of permanent beds (net) in the reference period is obtained by dividing the total number of nights by the number of beds on offer and the number of days when the beds are actually available for use during the reference period. The data are expressed as a percentage.

Occupancy rate of bedrooms (net) in the reference period is obtained by dividing the total number of bedrooms used during the reference period by the number of bedrooms available for use during the reference period. The data is expressed as a percentage.

Organization of tourist arrivals represent the way of organising tourist arrangements. Depending on the way of organising, tourist arrangement can be individual or organised (travel agencies).

Symbols

- no occurrence

0,0 value not zero but less than 0,05

Published by the Agency for Statistics of the Bosnia and Herzegovina, 71000 Sarajevo, Zelenih beretki 26

Phone: +387 (33) 911 911 | Telefax: +387 (33) 220 622

E-mail: bhas@bhas.gov.ba | Web site: www.bhas.gov.ba

Responsible persons:

Velimir Jukić, Assistant Director of Business Statistics

Vesna Čužić, Director

Prepared by: Azra Bander Demirović



Please consider the environment before printing this document.