



FIRST RELEASE



You are required to specify a data source when allowed in your product or application.

YEAR XVI

SARAJEVO, 03/11/2022

NUMBER 08

BUSINESS STATISTICS

Tourism, cumulative January – September 2022

In the period from January –September 2022 tourists realised 1 121 267 tourists arrivals which represent the increase by 54.9% and 2 496 223 overnight stays which is increase by 44.1% as compared to the same period of 2021.

The number of domestic tourist nights increase by 12.3%, and number of foreign tourist nights increase by 77.3% as compared to the same period of 2021. Domestic tourist's share of total number of overnight stays was 37.2% and foreign tourists share was 62.8%.

Concerning the structure of foreign tourist nights, most of them (53.0%) were realised by tourists from Serbia (14.6%), Croatia (12.5%), Germany (5.5%), United Arab Emirates and Slovenia (each by 5.4%), Turkey and Saudi Arabia (each by 4.8%). Tourists from other countries realised 47.1% of tourist nights.

Regarding the average detention of foreign tourist stays, on the first place comes Kuwait with average stay of 3.8 nights, Ireland with 3.2 nights, France with 3.1 nights and United Arab Emirates with 3.0 nights

According to the type of accommodation facility the highest number of nights was recorded in Hotels and similar accommodation with share of 93.4%.

Tourists nights, January - September 2021 and 2022

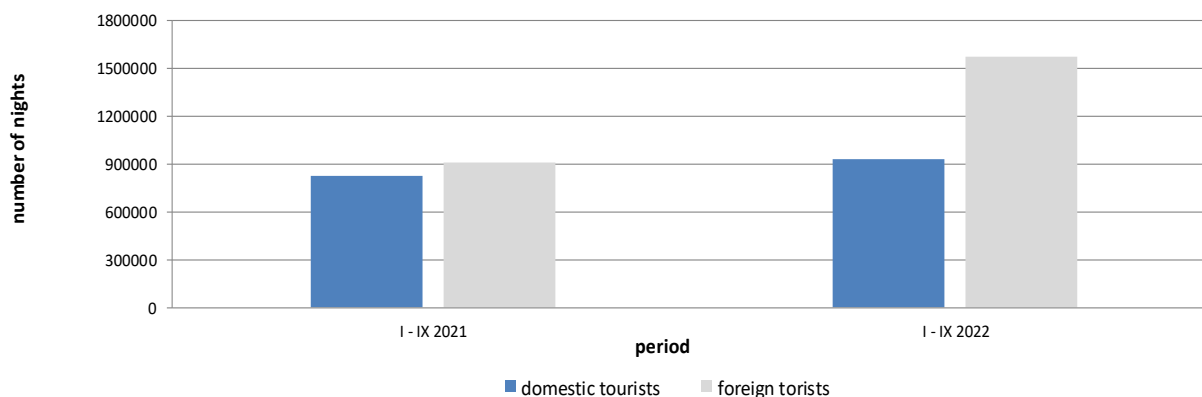


Table1 : Tourist arrivals and nights

	ARRIVALS			NIGHTS			I - IX 2022	
	I - IX 2021 *	I - IX 2022	Indices <u>I - IX 2022</u> I - IX 2021	I - IX 2021 *	I - IX 2022	Indices <u>I - IX 2022</u> I - IX 2021	Structure of nights %	Average number of nights by arrivals
TOTAL	723 817	1121 267	154.9	1731 972	2496 223	144.1	100.0	2,2
Domestic tourist	352 648	416 835	118.2	827 098	928 476	112.3	37.2	2,2
Foreign tourist	371 169	704 432	189.8	904 874	1567 747	173.3	62.8	2,2

*) final dana

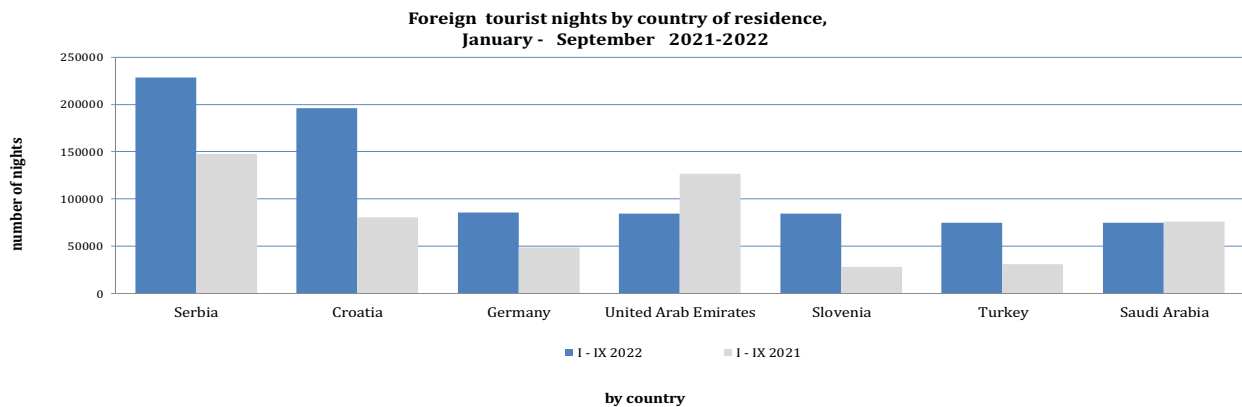


Table 2 : Foreign tourist arrivals and nights by country of residence

	ARRIVALS			NIGHTS			I - IX 2022	
	I - IX 2021 *	I - IX 2022	Indices <u>I - IX 2022</u> I - IX 2021	I - IX 2021 *	I - IX 2022	Indices <u>I - IX 2022</u> I - IX 2021	Structure of nights %	Average number of nights by arrivals
TOTAL	371 169	704 432	189.8	904 874	1567 747	173.3	100.0	2,2
Albania	1 159	2 307	199.1	2 490	4 522	181.6	0.3	2.0
Austria	12 017	23 050	191.8	25 087	46 537	185.5	3.0	2.0
Belgium	2 497	5 117	204.9	5 675	10 920	192.4	0.7	2,1
Bulgaria	1 176	4 304	366.0	2 691	7 933	294.8	0.5	1,8
Montenegro	10 681	18 193	170.3	23 536	39 261	166.8	2,5	2,2
Czech Republic	2 642	5 922	224.1	5 599	11 473	204.9	0.7	1,9
Denmark	1 865	5 168	277.1	4 615	13 667	296.1	0.9	2,6
Estonia	284	367	129.2	602	602	100.0	0.0	1,6
Finland	331	1 182	357.1	1 734	2 587	149.2	0.2	2,2
France	6 684	14 032	209.9	19 532	43 887	224.7	2,8	3,1
Greece	820	4 016	489.8	1 824	8 550	468.8	0.5	2,1
Netherlands	6 400	14 742	230.3	14 950	35 433	237.0	2,3	2,4
Croatia	35 416	90 277	254.9	80 586	196 383	243.7	12,5	2,2
Ireland	688	2 368	344.2	1 701	7 684	451.7	0.5	3,2
Iceland	43	172	400.0	83	334	402.4	0.0	1,9

(continued on next page)

(continued)

	ARRIVALS			NIGHTS			I - IX 2022	
	I - IX 2021 *	I - IX 2022	Indices <u>I - IX 2022</u> I - IX 2021	I - IX 2021 *	I - IX 2022	Indices <u>I - IX 2022</u> I - IX 2021	Structure of nights %	Average number of nights by arrivals
Italy	6 565	17 435	265.6	14 699	36 185	246.2	2,3	2,1
Cyprus	109	476	436.7	282	840	297.9	0.1	1,8
Latvia	150	392	261.3	493	834	169.2	0.1	2,1
Lithuania	263	1 378	524.0	519	2 733	526.6	0.2	2.0
Luxembourg	679	1 090	160.5	1 404	2 411	171.7	0.2	2,2
Hungary	4 059	10 738	264.5	9 392	23 444	249.6	1,5	2,2
Malta	25	336	1)	99	668	674.7	0.0	2.0
Norway	794	3 419	430.6	1 969	6 999	355.5	0.4	2.0
Germany	19 350	38 858	200.8	48 353	85 622	177.1	5,5	2,2
Poland	6 829	20 646	302.3	14 375	47 598	331.1	3.0	2,3
Portugal	827	2 149	259.9	1 524	5 294	347.4	0.3	2,5
Romania	2 193	4 338	197.8	4 385	9 028	205.9	0.6	2,1
Russian Federation	2 088	3 939	188.6	4 478	8 049	179.7	0.5	2.0
Southern Macedonia	2 521	6 644	263.5	5 953	13 037	219.0	0.8	2,0
Slovakia	1 262	3 328	263.7	2 595	7 458	287.4	0.5	2,2
Slovenia	14 332	41 515	289.7	28 178	84 446	299.7	5,4	2.0
Serbia	68 864	108 924	158.2	147 453	228 539	155.0	14,6	2,1
Spain	2 594	7 168	276.3	6 518	17 325	265.8	1,1	2,4
Switzerland (including Liechtenstein)	6 158	10 431	169.4	13 970	21 584	154.5	1,4	2,1
Sweden	5 122	9 907	193.4	13 410	23 073	172.1	1,5	2,3
Turkey	14 575	47 529	326.1	30 553	74 849	245.0	4,8	1,6
United Kingdom	3 202	9 085	283.7	8 138	21 527	264.5	1,4	2,4
Ukraine	1 390	1 483	106.7	3 171	3 359	105.9	0.2	2,3
Other European countries	817	2 599	318.1	2 807	6 433	229.2	0.4	2,5
Egypt	434	530	122.1	1 238	1 476	119.2	0.1	2,8
South Africa	100	359	359.0	178	655	368.0	0.0	1,8
Other African countries	978	1 341	137.1	2 418	3 372	139.5	0.2	2,5
Canada	1 022	3 568	349.1	2 827	7 911	279.8	0.5	2,2
United States of America	10 602	24 208	228.3	22 554	54 229	240.4	3,5	2,2
Other Northern American countries	265	1 025	386.8	745	2 045	274.5	0.1	2.0
Brazil	365	1 493	409.0	796	3 889	488.6	0.2	2,6
Other Southern and Central American countries	949	3 070	323.5	2 124	5 892	277.4	0.4	1,9
Bahrain	8 610	7 185	83.4	21 928	19 369	88.3	1,2	2,7
India	517	1 281	247.8	1 557	2 802	180.0	0.2	2,2
Iran	85	187	220.0	432	403	93.3	0.0	2,2
Israel	5 382	6 768	125.8	13 126	17 105	130.3	1,1	2,5
Japan	200	496	248.0	555	1 334	240.4	0.1	2,7
Republic of Korea	82	1 672	1)	232	2 529	1)	0.2	1,5
Qatar	3 028	3 458	114.2	9 849	9 901	100.5	0.6	2,9
China	1 152	3 403	295.4	3 909	7 802	199.6	0.5	2,3
Kuwait	9 778	11 542	118.0	39 073	43 816	112.1	2,8	3,8
Malaysia	82	5 114	1)	160	6 418	1)	0.4	1,3
Oman	5 591	11 141	199.3	14 191	26 581	187.3	1,7	2,4
Saudi Arabia	29 209	31 068	106.4	75 811	74 671	98.5	4,8	2,4
United Arab Emirates	41 806	27 762	66.4	126 482	84 597	66.9	5,4	3.0
Other Asian countries	2 853	9 086	318.5	8 020	21 679	270.3	1,4	2,4
Australia	511	3 084	603.5	1 046	6 936	663.1	0.4	2,2
New Zealand	40	334	835.0	90	765	850.0	0.0	2,3
Other countries of Oceania	57	233	408.8	110	462	420.0	0.0	2.0

*) final data

1) Index higher than 999

Structure of tourists nights according to the classification of activity ¹⁾,
January - September 2021 and 2022

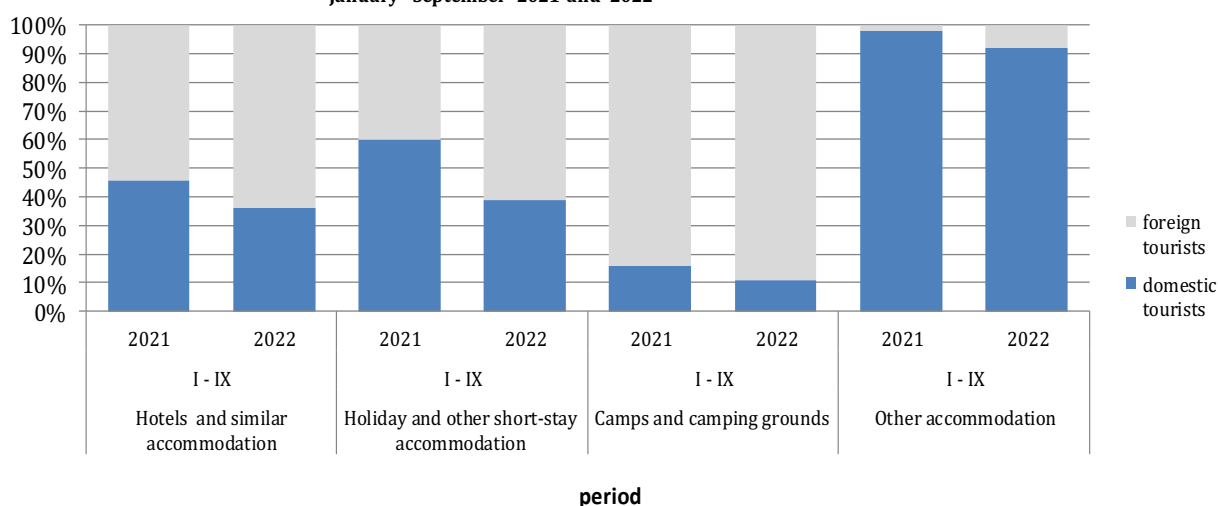


Table 3 : Tourist arrivals and nights according to the classification of activities ¹⁾

	ARRIVALS			NIGHTS			I - IX 2022
	I - IX 2021 *	I - IX 2022	Indices $\frac{I - IX 2022}{I - IX 2021}$	I - IX 2021 *	I - IX 2022	Indices $\frac{I - IX 2022}{I - IX 2021}$	Structure of nights %
TOTAL	723 817	1121 267	154.9	1731 972	2496 223	144.1	100.0
Hotels and similar accommodation	689 248	1071 265	155.4	1605 327	2331 756	145.3	93.4
Holiday and other short-stay accommodation	19 725	30 821	156.3	50 786	79 295	156.1	3,2
Camps and camping grounds	9 827	12 821	130.5	16 005	23 057	144.1	0.9
Other accommodation	5 017	6 360	126.8	59 854	62 115	1003.8	2,5
Domestic tourists	352 648	416 835	118.2	827 098	928 476	112.3	37.2
Hotels and similar accommodation	332 130	395 120	119.0	735 587	837 891	113.9	33.6
Holiday and other short-stay accommodation	13 629	14 956	109.7	30 369	30 962	102.0	1,2
Camps and camping grounds	2 058	1 352	65.7	2 526	2 550	101.0	0.1
Other accommodation	4 831	5 407	111.9	58 616	57 073	97.4	2,3
Foreign tourist	371 169	704 432	189.8	904 874	1567 747	173.3	62.8
Hotels and similar accommodation	357 118	676 145	189.3	869 740	1493 865	171.8	59.8
Holiday and other short-stay accommodation	6 096	15 865	260.3	20 417	48 333	236.7	1,9
Camps and camping grounds	7 769	11 469	147.6	13 479	20 507	152.1	0.8
Other accommodation	186	953	512.4	1 238	5 042	407.3	0.2

1) The Classification of Economic Activities of BiH 2010

*) final data

NOTES ON METHODOLOGY

The purpose of the statistical survey

The purpose of the statistical survey is to monitor the tourist activity realised in commercial accommodation establishments and to provide internationally comparable BiH's statistics of tourism in accordance with current EU standards for the tourism statistics.

Observation units

Observation units are all business entities /legal units which are, by the main activity, registered in accommodation activity (division 55 - KD BiH 2010), persons as well as households that rent accommodation establishments to tourists. For the purpose of the survey, Classification of Activities in Bosnia and Herzegovina - KD BiH 2010 was used, and it is fully compliant with the European Classification of Economic Activities - NACE Rev. 2.

Coverage

Reporting units are all business entities (enterprises, entrepreneurs, institutions, associations etc.) and parts thereof engaged in providing accommodation services in tourism registered according to the CA BiH 2010 under section : 55.1 (hotels and similar accommodation), 55.2 (holiday and other short - stay accommodation), 55.3 (camps and camping grounds), 55.9 (other accommodation), health institutions for their facilities in which persons stay for medical rehabilitation (costs are on persons themselves), business entities and parts thereof engaged in tourist stay in rural households, houses, camps, apartments and rooms directly rented by private persons/households. Survey covers the entire territory of Bosnia and Herzegovina.

Source and methods of data collection

Data on turnover of tourists (number of tourist arrivals and tourist nights) are collected from regular monthly report (TU-11 form). Reports are usually made on the basis of reception records in guest books, entities and their parts engaged in organising and arranging of tourists.

Definitions

Tourism means the activity of visitors taking a trip to a main destination outside their usual environment for less than a year, for leisure, business or other personal purpose other than to be employed by a resident entity in the place visited.

Tourist is every person who, outside his place of permanent residence, spends one night in a hotel or some other accommodation facility for reasons of rest, recreation, health, study, sport, religion, family, business, public tasks or meeting.

Residence is a place where a person came with the intention of permanent stay. Tourist is registered in every place or establishment where he stays and, therefore, in case he/she changes the place or establishment, he/she must register again, which results in data ambiguity. Consequently, the statistics register the number of tourist arrivals and not the number of tourists.

Domestic tourist is a person with permanent residence in the BiH who spends at least one night in a hotel or some other accommodation establishment outside their place or residence.

Foreign tourist is every person with permanent residence outside in BiH who temporarily resides in BiH and who spends at least one night in a hotel or some other accommodation establishment.

Symbols

- no occurrence

0,0 value not zero but less than 0,05 unit of measure use

Published by the Agency for Statistics of the Bosnia and Herzegovina, 71000 Sarajevo, Zelenih beretki 26

Phone: +387 (33) 911 911 | Telefax: +387 (33) 220 622

E-mail: bhas@bhas.gov.ba | Web site: www.bhas.gov.ba

Responsible persons:

Velimir Jukić, Assistant Director of Business Statistics

Vesna Čužić, Acting Director

Prepared by: Alen Bajramović and Jasmina Omić



Please consider the environment before printing this document.