



# FIRST RELEASE



You are required to specify a data source when allowed in your product or application.

YEAR XVI

SARAJEVO, 05/09/2022

NUMBER 06

## BUSINESS STATISTICS

### Tourism, cumulative January –July 2022

In the period from January –July 2022 tourists realised 767 675 tourists arrivals which represent the increase by 64.0% and 1 1697 932 overnight stays which is increase by 52.8% as compared to the same period of 2021.

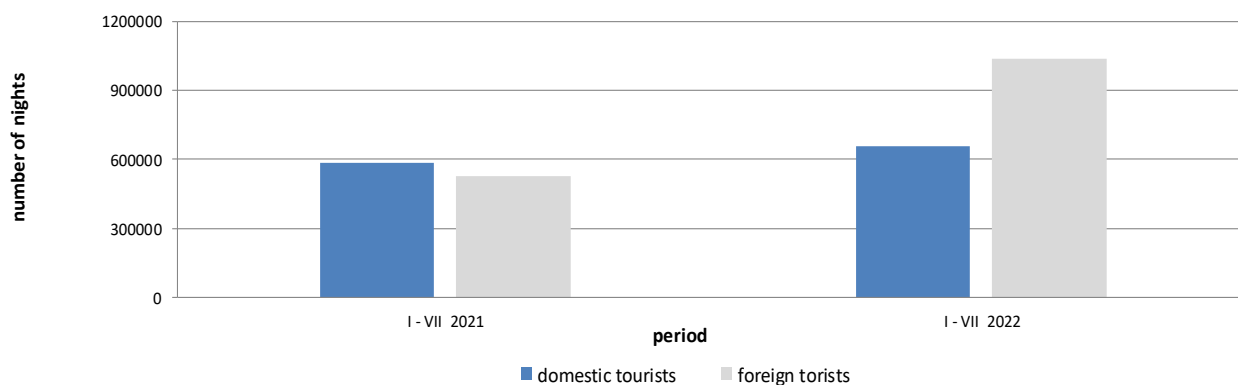
The number of domestic tourist nights increase by 13.0%, and number of foreign tourist nights increase by 96,8% as compared to the same period of 2021. Domestic tourist's share of total number of overnight stays was 38.8% and foreign tourists share was 61.2%.

Concerning the structure of foreign tourist nights, most of them (56.7%) were realised by tourists from Serbia (16.7%), Croatia (14.8%), Slovenia (5.7%), Germany (5.1%), United Arab Emirates (5.0%), Turkey (4.9%) and Saudi Arabia (4.5%) . Tourists from other countries realised 43.3% of tourist nights.

Regarding the average detention of foreign tourist stays, on the first place comes Kuwait with average stay of 3.6 nights, United Arab Emirates with 3.0 nights, France and Ireland each by 2.9 nights and Qatar with 2.8 nights.

According to the type of accommodation facility the highest number of nights was recorded in Hotels and similar accommodation with share of 93.5%.

Tourists nights, January - July 2021 and 2022

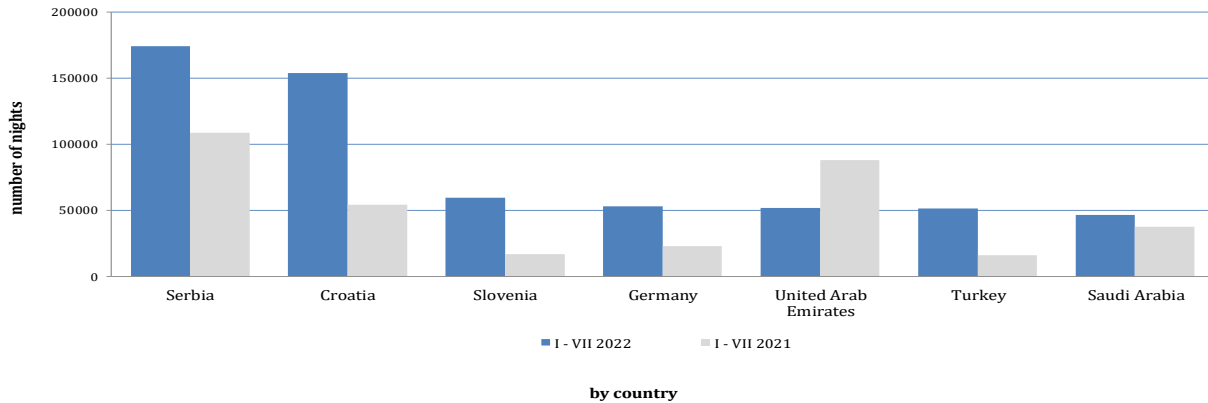


**Table1 : Tourist arrivals and nights**

	ARRIVALS			NIGHTS			I - VII 2022	
	I - VII 2021 *	I - VII 2022	Indices $\frac{I - VII 2022}{I - VII 2021}$	I - VII 2021 *	I - VII 2022	Indices $\frac{I - VII 2022}{I - VII 2021}$	Structure of nights %	Average number of nights by arrivals
<b>TOTAL</b>	<b>468 111</b>	<b>767 675</b>	<b>164.0</b>	<b>1111 230</b>	<b>1697 932</b>	<b>152.8</b>	<b>100.0</b>	<b>2,2</b>
<b>Domestic tourist</b>	252 797	301 865	119.4	583 112	658 677	113.0	38.8	2,2
<b>Foreign tourist</b>	215 314	465 810	216.3	528 118	1039 255	196.8	61.2	2,2

\*) final dana

**Foreign tourist nights by country of residence, January - July 2021 and 2022.**



**Table 2 : Foreign tourist arrivals and nights by country of residence**

	ARRIVALS			NIGHTS			I - VII 2022	
	I - VII 2021 *	I - VII 2022	Indices $\frac{I - VII 2022}{I - VII 2021}$	I - VII 2021 *	I - VII 2022	Indices $\frac{I - VII 2022}{I - VII 2021}$	Structure of nights %	Average number of nights by arrivals
<b>TOTAL</b>	<b>215 314</b>	<b>465 810</b>	<b>216.3</b>	<b>528 118</b>	<b>1039 255</b>	<b>196.8</b>	<b>100.0</b>	<b>2,2</b>
Albania	751	1 496	199.2	1 528	3 033	198.5	0.3	2.0
Austria	6 332	15 256	240.9	13 373	30 555	228.5	2.9	2.0
Belgium	1 033	3 222	311.9	2 299	6 995	304.3	0.7	2.2
Bulgaria	717	3 018	420.9	1 583	5 456	344.7	0.5	1.8
Montenegro	8 178	13 799	168.7	17 996	29 983	166.6	2.9	2.2
Czech Republic	1 215	3 647	300.2	2 622	7 426	283.2	0.7	2.0
Denmark	927	3 558	383.8	2 253	9 220	409.2	0.9	2.6
Estonia	137	228	166.4	408	371	90.9	0.0	1.6
Finland	183	835	456.3	1 180	1 838	155.8	0.2	2.2
France	2 453	7 999	326.1	6 359	23 555	370.4	2.3	2.9
Greece	436	1 572	360.6	1 074	3 247	302.3	0.3	2.1
Netherlands	2 304	8 358	362.8	5 161	20 445	396.1	2.0	2.4
Croatia	22 248	67 896	305.2	54 080	153 775	284.3	14.8	2.3
Ireland	301	1 293	429.6	799	3 710	464.3	0.4	2.9
Iceland	19	121	636.8	39	247	633.3	0.0	2.0

(continued on next page)

(continued)

	ARRIVALS			NIGHTS			I - VII 2022	
	I - VII 2021 *	I - VII 2022	Indices <u>I - VII 2022</u> I - VII 2021	I - VII 2021 *	I - VII 2022	Indices <u>I - VII 2022</u> I - VII 2021	Structure of nights %	Average number of nights by arrivals
Italy	3 144	9 615	305.8	7 617	19 414	254.9	1,9	2.0
Cyprus	54	265	490.7	145	431	297.2	0.0	1,6
Latvia	97	225	232.0	405	544	134.3	0.1	2,4
Lithuania	119	918	771.4	287	1 742	607.0	0.2	1,9
Luxembourg	326	508	155.8	662	1 264	190.9	0.1	2,5
Hungary	1 738	6 073	349.4	4 513	14 684	325.4	1,4	2,4
Malta	11	206	1)	29	431	1)	0.0	2,1
Norway	413	2 456	594.7	1 183	5 103	431.4	0.5	2,1
Germany	8 600	24 018	279.3	22 639	53 051	234.3	5,1	2,2
Poland	2 250	10 799	480.0	4 689	26 797	571.5	2,6	2,5
Portugal	465	1 342	288.6	883	2 834	321.0	0.3	2,1
Romania	1 171	2 494	213.0	2 340	4 856	207.5	0.5	1,9
Russian Federation	1 227	2 502	203.9	2 300	5 324	231.5	0.5	2,1
Southern Macedonia	1 550	5 126	330.7	3 962	10 098	254.9	1.0	2.0
Slovakia	616	1 975	320.6	1 344	4 120	306.5	0.4	2,1
Slovenia	8 044	28 387	352.9	16 536	59 410	359.3	5,7	2,1
Serbia	49 440	81 983	165.8	108 706	173 978	160.0	16,7	2,1
Spain	1 070	3 457	323.1	3 065	7 519	245.3	0.7	2,2
Switzerland (including Liechtenstein)	3 572	7 324	205.0	8 538	15 031	176.0	1,4	2,1
Sweden	2 820	6 811	541.5	7 509	16 056	213.8	1,5	2,4
Turkey	7 200	30 398	422.2	16 000	51 142	319.6	4,9	1,7
United Kingdom	1 448	5 575	385.0	3 540	12 816	362.0	1,2	2,3
Ukraine	827	889	107.5	1 418	1 882	132.7	0.2	2,1
Other European countries	383	1 788	466.8	1 635	4 245	259.6	0.4	2,4
Egypt	300	345	115.0	954	918	96.2	0.1	2,7
South Africa	61	186	304.9	113	351	310.6	0.0	1,9
Other African countries	604	870	144.0	1 332	1 985	149.0	0.2	2,3
Canada	420	1 754	417.6	1 278	3 888	304.2	0.4	2,2
United States of America	6 263	16 182	258.4	13 262	36 420	274.6	3,5	2,3
Other Northern American countries	154	492	319.5	497	1 057	212.7	0.1	2,1
Brazil	232	950	409.5	555	2 347	422.9	0.2	2,5
Other Southern and Central American countries	680	1 813	266.6	1 468	3 635	247.6	0.3	2.0
Bahrain	4 001	4 914	122.8	9 577	13 306	138.9	1,3	2,7
India	279	802	287.5	898	1 695	188.8	0.2	2,1
Iran	54	137	253.7	319	276	86.5	0.0	2.0
Israel	1 304	3 595	275.7	3 656	8 716	238.4	0.8	2,4
Japan	105	322	306.7	343	798	232.7	0.1	2,5
Republic of Korea	38	903	1)	165	1 401	849.1	0.1	1,6
Qatar	2 216	2 869	129.5	6 839	8 007	117.1	0.8	2,8
China	672	2 440	363.1	2 333	5 999	257.1	0.6	2,5
Kuwait	4 499	5 843	129.9	17 298	21 278	123.0	2.0	3,6
Malaysia	41	3 212	1)	97	4 127	1)	0.4	1,3
Oman	2 262	6 562	290.1	5 756	15 797	274.4	1,5	2,4
Saudi Arabia	14 775	19 692	133.3	37 538	46 444	123.7	4,5	2,4
United Arab Emirates	30 556	17 404	57.0	87 820	51 483	58.6	5.0	3.0
Other Asian countries	1 656	5 102	308.1	4 627	12 104	261.6	1,2	2,4
Australia	265	1 698	640.8	578	3 934	680.6	0.4	2,3
New Zealand	23	171	743.5	45	381	846.7	0.0	2,2
Other countries of Oceania	35	120	342.9	71	280	394.4	0.0	2,3

\*) final data

1) Index higher than 999

Structure of tourists nights according to the classification of activity <sup>1)</sup>,  
January - July 2021 and 2022

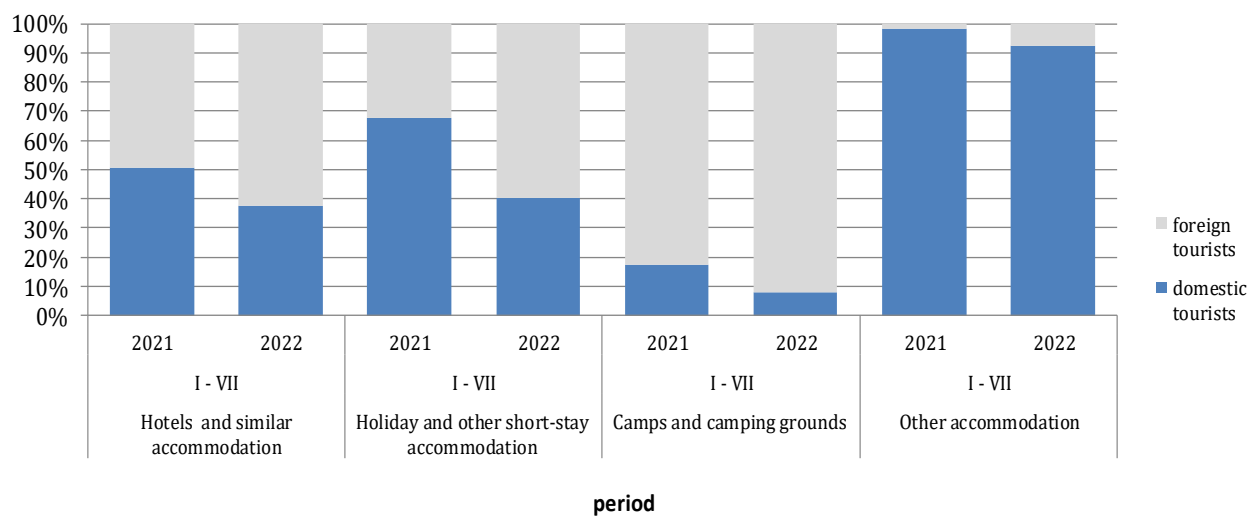


Table 3 : Tourist arrivals and nights according to the classification of activities <sup>1)</sup>

	ARRIVALS			NIGHTS			I - VII 2022
	I - VII 2021 *	I - VII 2022	Indices I - VII 2022 I - VII 2021	I - VII 2021 *	I - VII 2022	Indices I - VII 2022 I - VII 2021	Structure of nights %
<b>TOTAL</b>	<b>468 111</b>	<b>767 675</b>	<b>164.0</b>	<b>1111 230</b>	<b>1697 932</b>	<b>152.8</b>	<b>100.0</b>
Hotels and similar accommodation	446 327	734 744	164.6	1028 158	1587 733	154.4	93.5
Holiday and other short-stay accommodation	12 436	20 486	164.7	30 445	50 715	166.6	3.0
Camps and camping grounds	6 063	7 962	131.3	9 894	13 306	134.5	0.8
Other accommodation	3 285	4 483	136.5	42 733	46 178	108.1	2,7
<b>Domestic tourists</b>	<b>252 797</b>	<b>301 865</b>	<b>119.4</b>	<b>583 112</b>	<b>658 677</b>	<b>113.0</b>	<b>38.8</b>
Hotels and similar accommodation	238 629	287 129	120.3	518 738	594 511	114.6	35.0
Holiday and other short-stay accommodation	9 586	10 328	107.7	20 610	20 457	99.3	1,2
Camps and camping grounds	1 390	522	37.6	1 700	1 060	62.4	0.1
Other accommodation	3 192	3 886	121.7	42 064	42 649	101.4	2,5
<b>Foreign tourist</b>	<b>215 314</b>	<b>465 810</b>	<b>216.3</b>	<b>528 118</b>	<b>1039 255</b>	<b>196.8</b>	<b>61.2</b>
Hotels and similar accommodation	207 698	447 615	215.5	509 420	993 222	195.0	58.5
Holiday and other short-stay accommodation	2 850	10 158	356.4	9 835	30 258	307.7	1,8
Camps and camping grounds	4 673	7 440	159.2	8 194	12 246	149.5	0.7
Other accommodation	93	597	641.9	669	3 529	527.5	0.2

1) The Classification of Economic Activities of BiH 2010

\*) final data

## NOTES ON METHODOLOGY

### The purpose of the statistical survey

The purpose of the statistical survey is to monitor the tourist activity realised in commercial accommodation establishments and to provide internationally comparable BiH's statistics of tourism in accordance with current EU standards for the tourism statistics.

### Observation units

Observation units are all business entities /legal units which are, by the main activity, registered in accommodation activity (division 55 - KD BiH 2010), persons as well as households that rent accommodation establishments to tourists. For the purpose of the survey, Classification of Activities in Bosnia and Herzegovina - KD BiH 2010 was used, and it is fully compliant with the European Classification of Economic Activities - NACE Rev. 2.

### Coverage

Reporting units are all business entities (enterprises, entrepreneurs, institutions, associations etc.) and parts thereof engaged in providing accommodation services in tourism registered according to the CA BiH 2010 under section : 55.1 (hotels and similar accommodation), 55.2 (holiday and other short - stay accommodation), 55.3 (camps and camping grounds), 55.9 (other accommodation), health institutions for their facilities in which persons stay for medical rehabilitation (costs are on persons themselves), business entities and parts thereof engaged in tourist stay in rural households, houses, camps, apartments and rooms directly rented by private persons/households. Survey covers the entire territory of Bosnia and Herzegovina.

### Source and methods of data collection

Data on turnover of tourists (number of tourist arrivals and tourist nights) are collected from regular monthly report (TU-11 form). Reports are usually made on the basis of reception records in guest books, entities and their parts engaged in organising and arranging of tourists.

### Definitions

**Tourism** means the activity of visitors taking a trip to a main destination outside their usual environment for less than a year, for leisure, business or other personal purpose other than to be employed by a resident entity in the place visited.

**Tourist** is every person who, outside his place of permanent residence, spends one night in a hotel or some other accommodation facility for reasons of rest, recreation, health, study, sport, religion, family, business, public tasks or meeting.

**Residence** is a place where a person came with the intention of permanent stay. Tourist is registered in every place or establishment where he stays and, therefore, in case he/she changes the place or establishment, he/she must register again, which results in data ambiguity. Consequently, the statistics register the number of tourist arrivals and not the number of tourists.

**Domestic tourist** is a person with permanent residence in the BiH who spends at least one night in a hotel or some other accommodation establishment outside their place or residence.

**Foreign tourist** is every person with permanent residence outside in BiH who temporarily resides in BiH and who spends at least one night in a hotel or some other accommodation establishment.

### Symbols

- no occurrence

0,0 value not zero but less than 0,05 unit of measure use

Published by the Agency for Statistics of the Bosnia and Herzegovina, 71000 Sarajevo, Zelenih beretki 26

Phone: +387 (33) 911 911 | Telefax: +387 (33) 220 622

E-mail: [bhas@bhas.gov.ba](mailto:bhas@bhas.gov.ba) | Web site: [www.bhas.gov.ba](http://www.bhas.gov.ba)

#### Responsible persons:

Velimir Jukić, Assistant Director of Business Statistics

Vesna Čužić, Acting Director

Prepared by: Alen Bajramović and Jasmina Omić



Please consider the environment before printing this document.