



# FIRST RELEASE



You are required to specify a data source when allowed in your product or application.

YEAR XVII

SARAJEVO, 05/12/2022

NUMBER 10

## BUSINESS STATISTICS Tourism, October 2022

In October 2022 tourists realised 143,566 tourist arrivals in Bosnia and Hercegovina which represent the decrease by 9.3% as compared to September 2022 and increase by 52.9% as compared to October 2021. Tourists realised 292,857 tourist nights which represent the decrease by 10.9% as compared to September 2022 and increase by 41.9% as compared to October 2021. Domestic tourists share of total number of overnight stays was 38,5% and foreign tourists share was 61.5%.

The number of domestic tourist nights decreased by 7.2% as compared to September 2022 and increased by 30.2% as compared to October 2021. Foreign tourist nights decreased by 13.1% as compared to September 2022 and increased by 50.4% as compared to October 2021.

Concerning the structure of foreign tourist nights in October 2022, the most of them (64.0%) were realised by tourists from: Croatia (15.3%), Serbia (14.0%), Slovenia (9.5%), Turkey (5.6), Germany (5.0%), United State of America with by (3.6%), Austria (2.9%), Italy, Montenegro and Saudi Arabia with by (2.7%). Tourists from other countries realised 36.0% of tourist nights.

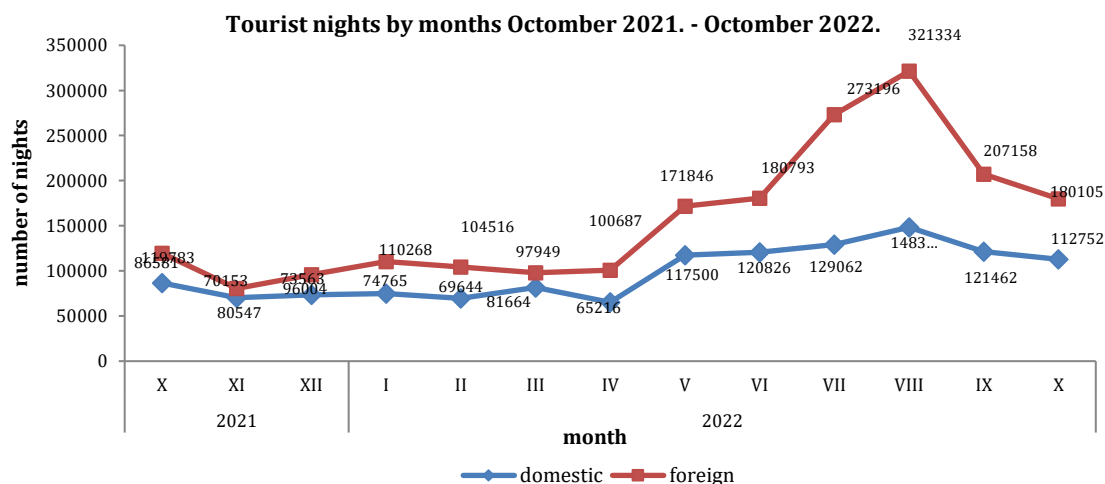
Regarding the average detention of foreign tourist stays in our country on the first place comes: Iceland with 6.7 nights, Ireland with 4.2 nights, Bahrain with 3.8 nights, Kuwait with 3.7 nights, Cyprus with 3.2 nights, Ukraine with 3.1 nights and Luxembourg with 3.0 nights.

Available rooms, apartments and camping sites for tourists in Bosnia and Herzegovina in October 2022 amounted to 19,275 which is 6.1% increase compared to October 2021. Number of available beds was 41,931 beds, which is increase by 6.6%, compared to the same month of 2021.

In October 2022, in the activity - Hotels and similar accommodation, number of rooms and apartments available to tourists amounted to 17,614, which is an increase of 6.1% compared to October 2021., and number of available beds amounted to 36,749 which is an increase of 6.6%, compared to the same month of the previous year.

Net occupancy rate of rooms was 33.6% and permanent beds it was 24.5% in October 2022 , while in October 2021, net occupancy rate of rooms was 25.3% and of permanent beds 18.1%.

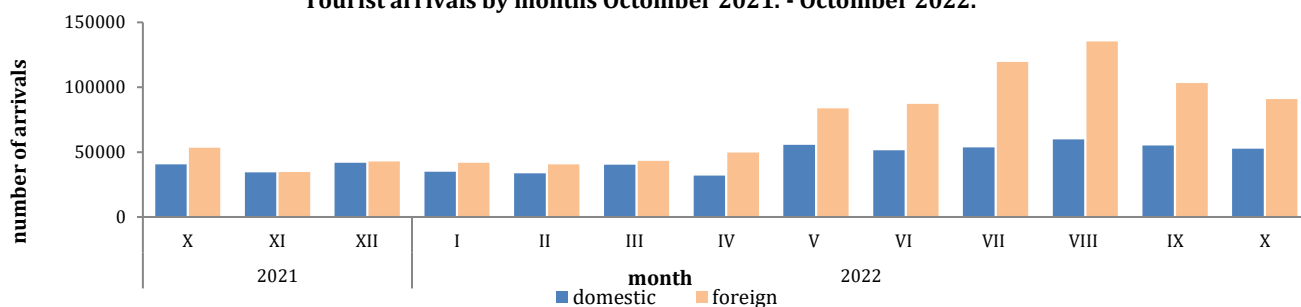
According to the type of accommodation facility the highest number of nights was recorded in Hotels and similar accommodation with share of 95.2%



**Table 1: Tourist arrivals and nights**

	Arrivals					Nights					X 2022	
	X 2021*	IX 2022	X 2022	Indeksi X 2022 IX 2022	Indeksi X 2022 X 2021	X 2021*	IX 2022	X 2022	Indeksi X 2022 IX 2022	Indeksi X 2022 X 2021	Structure of nights %	Average number of nights by arrivals
<b>Total</b>	<b>93.903</b>	<b>158.370</b>	<b>143.566</b>	<b>90,7</b>	<b>152,9</b>	<b>206.364</b>	<b>328.620</b>	<b>292.857</b>	<b>89,1</b>	<b>141,9</b>	<b>100,0</b>	<b>2,0</b>
<b>Domestic tourist</b>	40.552	55.151	52.617	95,4	129,8	86.581	121.462	112.752	92,8	130,2	38,5	2,1
<b>Foreign tourist</b>	53.351	103.219	90.949	88,1	170,5	119.783	207.158	180.105	86,9	150,4	61,5	2,0

\*final dana

**Tourist arrivals by months October 2021. - October 2022.**

**Table2: Foreign tourist arrivals and nights, by country of residence**

	Arrivals					Nights					X 2022	
	X 2021*	IX 2022	X 2022	Indeksi X 2022 IX 2022	Indeksi X 2022 X 2021	X 2021*	IX 2022	X 2022	Indeksi X 2022 IX 2022	Indeksi X 2022 X 2021	Structure of nights %	Average number of nights by arrivals
<b>Total foreign tourist</b>	<b>53.351</b>	<b>103.219</b>	<b>90.949</b>	<b>88,1</b>	<b>170,5</b>	<b>119.783</b>	<b>207.158</b>	<b>180.105</b>	<b>86,9</b>	<b>150,4</b>	<b>100,0</b>	<b>2,0</b>
Albania	269	496	392	79,0	145,7	507	938	814	86,8	160,6	0,5	2,1
Austria	1.823	2.793	2.672	95,7	146,6	3.507	5.067	5.236	103,3	149,3	2,9	2,0
Belgium	483	1.060	372	35,1	77,0	1.254	2.114	979	46,3	78,1	0,5	2,6
Bulgaria	199	763	445	58,3	223,6	429	1.465	985	67,2	229,6	0,5	2,2
Montenegro	1.494	2.359	2.576	109,2	172,4	3.110	4.489	4.876	108,6	156,8	2,7	1,9
Czech Republic	418	1.197	441	36,8	105,5	929	1.797	824	45,9	88,7	0,5	1,9
Denmark	419	772	259	33,5	61,8	946	2.280	554	24,3	58,6	0,3	2,1
Estonia	52	89	75	84,3	144,2	123	132	140	106,1	113,8	0,1	1,9
Finland	137	237	165	69,6	120,4	478	513	375	73,1	78,5	0,2	2,3
France	1.030	2.637	1.125	42,7	109,2	2.332	9.205	2.793	30,3	119,8	1,6	2,5
Greece	408	981	332	33,8	81,4	1.138	1.865	778	41,7	68,4	0,4	2,3
Netherlands	1.151	2.479	1.663	67,1	144,5	3.127	6.310	4.436	70,3	141,9	2,5	2,7
Croatia	7.114	10.290	13.138	127,7	184,7	16.266	18.596	27.468	147,7	168,9	15,3	2,1
Ireland	93	525	523	99,6	562,4	238	1.958	2.178	111,2	915,1	1,2	4,2
Iceland	6	18	15	83,3	250,0	23	28	101	360,7	439,1	0,1	6,7
Italy	1.274	2.689	2.118	78,8	166,2	2.923	5.777	4.902	84,9	167,7	2,7	2,3
Cyprus	14	68	16	23,5	114,3	55	152	51	33,6	92,7	0,0	3,2
Latvia	52	66	126	190,9	242,3	92	113	147	130,1	159,8	0,1	1,2
Lithuania	63	132	85	64,4	134,9	183	286	136	47,6	74,3	0,1	1,6
Luxembourg	54	192	22	11,5	40,7	138	328	67	20,4	48,6	0,0	3,0
Hungary	668	2.282	1.797	78,7	269,0	1.464	3.661	3.809	104,0	260,2	2,1	2,1
Malta	11	115	25	21,7	227,3	30	192	39	20,3	130,0	0,0	1,6

(next)

	Arrivals					Nights					X 2022	
	X 2021*	IX 2022	X 2022	Indeksi X 2022 IX 2022	Indeksi X 2022 X 2021	X 2021*	IX 2022	X 2022	Indeksi X 2022 IX 2022	Indeksi X 2022 X 2021	Structure of nihts %	Average number of nihts by arrivals
Norway	232	489	398	81,4	171,6	581	913	829	90,8	142,7	0,5	2,1
Germany	3.396	6.097	4.129	67,7	121,6	7.236	12.659	9.073	71,7	125,4	5,0	2,2
Poland	713	4.567	939	20,6	131,7	1.958	10.416	2.130	20,4	108,8	1,2	2,3
Portugal	124	261	147	56,3	118,5	226	421	310	73,6	137,2	0,2	2,1
Romania	212	865	519	60,0	244,8	506	2.089	1.272	60,9	251,4	0,7	2,5
Russian Federation	528	617	898	145,5	170,1	1.037	1.118	1.671	149,5	161,1	0,9	1,9
North Macedonia	502	893	1.504	168,4	299,6	1.044	1.788	3.046	170,4	291,8	1,7	2,0
Slovakia	199	482	219	45,4	110,1	482	870	442	50,8	91,7	0,2	2,0
Slovenia	4.060	6.500	10.377	159,6	255,6	7.785	11.335	17.100	150,9	219,7	9,5	1,6
Serbia	6.714	13.024	13.991	107,4	208,4	12.266	23.032	25.181	109,3	205,3	14,0	1,8
Spain	619	1.176	658	56,0	106,3	905	3.005	1.432	47,7	158,2	0,8	2,2
Switzerland (including Liechtenstein)	885	1.251	1.310	104,7	148,0	1.857	2.467	2.870	116,3	154,6	1,6	2,2
Sweden	747	1.305	882	67,6	118,1	1.684	2.573	1.853	72,0	110,0	1,0	2,1
Turkey	3.750	8.704	7.006	80,5	186,8	7.675	11.655	10.160	87,2	132,4	5,6	1,5
United Kingdom	694	1.555	1.096	70,5	157,9	1.490	3.549	2.873	81,0	192,8	1,6	2,6
Ukraine	77	198	275	138,9	357,1	146	476	866	181,9	593,2	0,5	3,1
Other European countries	86	434	666	153,5	774,4	229	952	1.537	161,4	671,2	0,9	2,3
Egypt	64	72	95	131,9	148,4	169	189	257	136,0	152,1	0,1	2,7
South Africa	21	31	14	45,2	66,7	34	55	32	58,2	94,1	0,0	2,3
Other African countries	124	172	130	75,6	104,8	340	454	361	79,5	106,2	0,2	2,8
Canada	215	953	504	52,9	234,4	587	1.817	936	51,5	159,5	0,5	1,9
USA	1.561	3.846	2.829	73,6	181,2	3.302	7.636	6.546	85,7	198,2	3,6	2,3
Other Northern American countries	57	410	440	107,3	771,9	75	768	1.026	133,6	1)	0,6	2,3
Brazil	37	295	398	134,9	1)	70	606	686	113,2	980,0	0,4	1,7
Other Southern and Central American countries	153	782	536	68,5	350,3	333	1.298	848	65,3	254,7	0,5	1,6
Bahrain	160	279	251	90,0	156,9	522	924	945	102,3	181,0	0,5	3,8
India	162	235	226	96,2	139,5	599	484	372	76,9	62,1	0,2	1,6
Iran	53	21	74	352,4	139,6	178	65	127	195,4	71,3	0,1	1,7
Israel	966	1.069	629	58,8	65,1	2.590	2.321	1.126	48,5	43,5	0,6	1,8
Japan	65	89	59	66,3	90,8	174	210	141	67,1	81,0	0,1	2,4
Republic of Korea	16	465	775	166,7	1)	33	530	1.074	202,6	1)	0,6	1,4
Qatar	114	120	42	35,0	36,8	355	333	115	34,5	32,4	0,1	2,7
China	193	465	559	120,2	289,6	782	877	1.082	123,4	138,4	0,6	1,9
Kuwait	896	2.063	428	20,7	47,8	3.111	8.126	1.570	19,3	50,5	0,9	3,7
Malaysia	22	1.599	2.909	181,9	1)	39	1.924	3.276	170,3	1)	1,8	1,1
Oman	555	1.413	676	47,8	121,8	1.381	3.152	1.401	44,4	101,4	0,8	2,1
Saudi Arabia	4.190	3.459	1.668	48,2	39,8	10.238	7.735	4.045	52,3	39,5	2,2	2,4
United Arab Emirates	2.388	1.975	1.646	83,3	68,9	6.810	5.344	4.819	90,2	70,8	2,7	2,9
Other Asian countries	501	1.992	2.164	108,6	431,9	1.514	4.315	4.062	94,1	268,3	2,3	1,9
Australia	39	597	396	66,3	1)	92	1.080	766	70,9	832,6	0,4	1,9
New Zealand	22	91	36	39,6	163,6	36	218	79	36,2	219,4	0,0	2,2

Other countries of Oceania	7	68	69	101,5	985,7	20	113	80	70,8	400,0	0,0	1,2
----------------------------	---	----	----	-------	-------	----	-----	----	------	-------	-----	-----

1) Index higher than 999  
\*final data

### Foreign tourist nights and arrivals, by country of residence, October 2022.

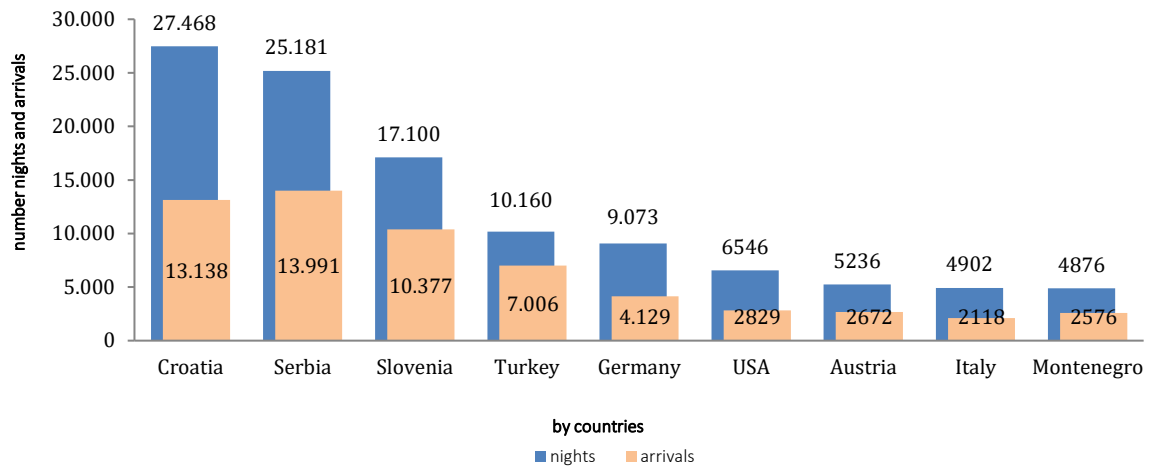


Table 3: Tourist arrivals and nights according to the classification of activities <sup>2)</sup>

	Arrivals					Nights					X 2022
	X 2021*	IX 2022	X 2022	Indeksi X 2022 IX 2022	Indeksi X 2022 X 2021	X 2021*	IX 2022	X 2022	Indeksi X 2022 IX 2022	Indeksi X 2022 X 2021	Structure of nights %
<b>Total</b>	<b>93.903</b>	<b>158.370</b>	<b>143.566</b>	<b>90,7</b>	<b>152,9</b>	<b>206.364</b>	<b>328.620</b>	<b>292.857</b>	<b>89,1</b>	<b>141,9</b>	<b>100,0</b>
Hotels and similar accommodation	90.738	152.251	140.055	92,0	154,4	193.085	308.607	278.910	90,4	144,4	95,2
Holiday and other short-stay accommodation	2.216	3.437	2.561	74,5	115,6	5.130	8.145	5.922	72,7	115,4	2,0
Camps and camping grounds	233	1.760	167	9,5	71,7	671	3.550	285	8,0	42,5	0,1
Other accommodation	716	922	783	84,9	109,4	7.478	8.318	7.740	93,1	103,5	2,6
<b>Domestic tourist</b>	<b>40.552</b>	<b>55.151</b>	<b>52.617</b>	<b>95,4</b>	<b>129,8</b>	<b>86.581</b>	<b>121.462</b>	<b>112.752</b>	<b>92,8</b>	<b>130,2</b>	<b>38,5</b>
Hotels and similar accommodation	38.622	52.214	50.586	96,9	131,0	77.006	109.803	103.063	93,9	133,8	35,2
Holiday and other short-stay accommodation	1.226	1.697	1.290	76,0	105,2	2.272	3.352	2.509	74,9	110,4	0,9
Camps and camping grounds	25	494	32	6,5	128,0	140	958	40	4,2	28,6	0,0
Other accommodation	679	746	709	95,0	104,4	7.163	7.349	7.140	97,2	99,7	2,4
<b>Foreign tourist</b>	<b>53.351</b>	<b>103.219</b>	<b>90.949</b>	<b>88,1</b>	<b>170,5</b>	<b>119.783</b>	<b>207.158</b>	<b>180.105</b>	<b>86,9</b>	<b>150,4</b>	<b>61,5</b>
Hotels and similar accommodation	52.116	100.037	89.469	89,4	171,7	116.079	198.804	175.847	88,5	151,5	60,0
Holiday and other short-stay accommodation	990	1.740	1.271	73,0	128,4	2.858	4.793	3.413	71,2	119,4	1,2
Camps and camping grounds	208	1.266	135	10,7	64,9	531	2.592	245	9,5	46,1	0,1
Other accommodation	37	176	74	42,0	200,0	315	969	600	61,9	190,5	0,2

<sup>2)</sup> The Classification of Economic Activities of BiH 2010

\*final data

Table 4: Tourist arrivals and nights, by type of organisation of tourist trips

	Individual arrangement						Organised trip					
	Arrivals			Nights			Arrivals			Nights		
	X 2021*	X 2022	Indices X 2022 X 2021	X 2021*	X 2022	Indices X 2022 X 2021	X 2021*	X 2022	Indices X 2022 X 2021	X 2021*	X 2022	Indices X 2022 X 2021
<b>Total</b>	<b>78.206</b>	<b>109.673</b>	<b>140,2</b>	<b>170.051</b>	<b>218.107</b>	<b>128,3</b>	<b>15.697</b>	<b>33.893</b>	<b>215,9</b>	<b>36.313</b>	<b>74.750</b>	<b>205,8</b>
<b>Domestic tourist</b>	34.810	44.873	128,9	74.753	92.932	124,3	5.742	7.744	134,9	11.828	19.820	167,6
<b>Foreign tourist</b>	43.396	64.800	149,3	95.298	125.175	131,4	9.955	26.149	262,7	24.485	54.930	224,3

\*final data

## Methodology

### The purpose of the statistical survey

The purpose of the statistical survey is to monitor the tourist activity realised in commercial accommodation establishments and to provide internationally comparable BiH's tourism statistics in accordance with current EU Regulations for the tourism statistics.

### Observation units

Observation units are all business entities /legal units which are, by the main activity, registered in accommodation activity (division 55 - KD BiH 2010), persons as well as households that rent accommodation establishments to tourists. For the purpose of the survey, Classification of Activities in Bosnia and Herzegovina - KD BiH 2010 was used, and it is fully compliant with the European Classification of Economic Activities - NACE Rev. 2.

### Coverage

Reporting units are all business entities (enterprises, craftsmen, cooperatives, institutions, associations etc.) and their constituent units that are registered according to KD BiH 2010 under section : 55.1 (hotels and similar accommodation), 55.2 (holiday and other short - stay accommodation), 55.3 (camps and camping grounds), 55.9 (other uncategorised accommodation), health care institutions in which person themselves bear the fee for medical rehabilitation or their stay: business entities that deal with the mediation of accommodation of guests in: households, houses, camps, apartments and rooms which are directly rented by private persons/households. Survey covers the entire territory of Bosnia and Herzegovina.

### Source and methods of data collection

Data on tourists turnover (number of tourist arrivals and tourist nights) are collected from regular monthly report (TU-11 form). Reports are usually made on the basis of reception records in guest books, entities and their parts engaged in organising and arranging of tourists.

### Data revision

Regular press releases on tourism are published in monthly dynamics and contain preliminary / first results until the final data are published.

The first regular revision of data implies that, when publishing data for the next month, the published data from the previous month (t-1) are revised in accordance with the information submitted by the reporting unit. The second regular revision of previously published data is the annual revision, which includes all changes in the data submitted after the first revision, in order to ensure the accuracy of the published data.

The press release clearly indicates what the data are, so that users of the statistics can interpret them correctly. If new statistical standards and concepts are introduced, changes in the research methodology are made, it is necessary to revise the data to ensure the consistency and comparability of data from previous historical series and new data series. Users will be informed about changes in data and reasons in an appropriate and transparent manner, in regular monthly press releases and other publications for the public, as well as on the website of the BiH Agency for Statistics ([www.bhas.gov.ba](http://www.bhas.gov.ba)).

### Definitions

**Tourism** means the activity of visitors taking a trip to a main destination outside their usual environment for less than a year, for leisure, business or other personal purpose other than to be employed by a resident entity in the place visited.

**Tourist** is every person who, outside his place of permanent residence, spends one night in a hotel or some other accommodation facility for reasons of rest, recreation, health, study, sport, religion, family, business, public tasks or meeting. Tourist is registered in every place or establishment where he stays and, therefore, in case of change of place or establishment, he must register again, which results in data ambiguity. Consequently, the statistics registers the number of tourist arrivals, not the number of tourists.

**Residence** is a place where a person came with the intention of permanent stay. Tourist is registered in every place or establishment where he stays and, therefore, in case he/she changes the place or establishment, he/she must register again, which results in data ambiguity. Consequently, the statistics register the number of tourist arrivals and not the number of tourists.

**Domestic tourist** is a person with permanent residence in the BiH who spends at least one night in a hotel or same other accommodation establishment outside their place or residence.

**Foreign tourist** is every person with permanent residence outside in BiH who temporarily resides in BiH and who spends at least one night in a hotel or same other accommodation establishment.

**Tourist arrivals** refer to the number of persons (tourists) who arrived and registered their stay in an accommodation establishment.

**Tourist nights** refer to every registered overnight stay of a person (tourist) in an accommodation establishment.

**Accommodation capacities** are presented as the number of rooms, apartments and camping sites, and the number of permanent beds.

**Permanent beds** are those that are regularly ready-made for renting to guests.

**Occupancy rate of permanent beds (net)** in the reference period is obtained by dividing the total number of nights by the number of beds on offer and the number of days when the beds are actually available for use during the reference period. The data are expressed as a percentage.

**Occupancy rate of bedrooms (net)** in the reference period is obtained by dividing the total number of bedrooms used during the reference period by the number of bedrooms available for use during the reference period. The data is expressed as a percentage.

**Organization of tourist arrivals** represent the way of organising tourist arrangements. Depending on the way of organising, tourist arrangement can be individual or organised (travel agencies).

### Symbols

- no occurrence

0,0 value not zero but less than 0,05

Published by the Agency for Statistics of the Bosnia and Herzegovina, 71000 Sarajevo, Zelenih beretki 26

Phone: +387 (33) 911 911 | Telefax: +387 (33) 220 622

E-mail: [bhas@bhas.gov.ba](mailto:bhas@bhas.gov.ba) | Web site: [www.bhas.gov.ba](http://www.bhas.gov.ba)

#### Responsible persons:

Velimir Jukić, Assistant Director of Business Statistics

Vesna Čužić, Director

Prepared by: Azra Bander Demirović



Please consider the environment before printing this document.