



# FIRST RELEASE



You are required to specify a data source when allowed in your product or application.

YEAR XVII

SARAJEVO, 03/10/2022

NUMBER 8

## BUSINESS STATISTICS

### Tourism, August 2022

In August 2022 tourists realised 195.222 tourist arrivals in Bosnia and Hercegovina which represent the increase by 12.7% as compared to July 2022 and increase by 29.2% as compared to August 2021. Tourists realised 469,671 tourist nights which represent the increase by 16.8% as compared to July 2022 and increase by 22.8% as compared to August 2021. Domestic tourists share of total number of overnight stays was 31.6% and foreign tourists share was 68.4%.

The number of domestic tourist nights increased by 14.9% as compared to August 2022 and increased by 4.1% as compared to July 2021. Foreign tourist nights increased by 17.6% as compared to July 2022 and increased by 34.0% as compared to August 2021.

Concerning the structure of foreign tourist nights in August 2022, the most of them (54.6%) were realised by tourists from: Serbia (9.8%), United Arabian Emirates (8.6%), Croatia (7.5%), Saudi Arabia (6.4%), Germany (6.2%), Kuwait (4.5%), Slovenia (4,3%), Turkey (3.8) and France (3.5%). Tourists from other countries realised 45,4% of tourist nights.

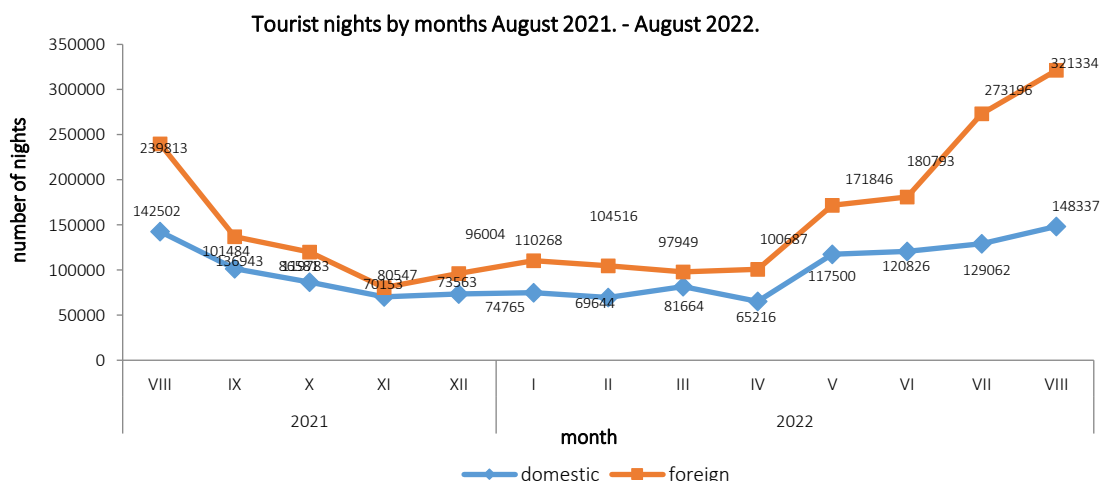
Regarding the average detention of foreign tourist stays in our country on the first place comes: Kuwait with 4.0 nights, Japan and Brazil with by 3.8 nights , Portugal and Ireland with by 3.7 nights and United Arabian Emirates, France and Egypt with by 3.3 nights.

Available rooms, apartments and camping sites for tourists in Bosnia and Herzegovina in August 2022 amounted to 19,867 which is 7.9% increase compared to August 2021. Number of available beds was 43,399 beds, which is increase by 7.2%, compared to the same month of 2021.

In August 2022, in the activity - Hotels and similar accommodation, number of rooms and apartments available to tourists amounted to 17,812, which is an increase of 6.5% compared to August 2021., and number of available beds amounted to 37,087 which is an increase of 6.8%, compared to the same month of the previous year.

Net occupancy rate of rooms was 41.5% and permanent beds it was 37.9% in August 2022 , while in July 2021, net occupancy rate of rooms was 36.8% and of permanent beds 33.0%.

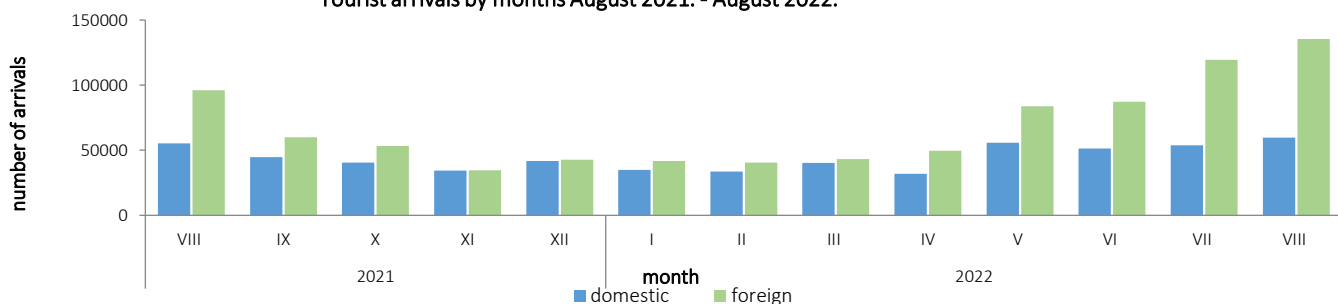
According to the type of accommodation facility the highest number of nights was recorded in Hotels and similar accommodation with share of 92.7%



**Table 1: Tourist arrivals and nights**

	Arrivals					Nights					VIII 2022	
	VIII 2021*	VII 2022	VIII 2022	Indices VIII 2022 VII 2022	Indices VIII 2022 VIII 2021	VIII 2021*	VII 2022	VIII 2022	Indices VIII 2022 VII 2022	Indices VIII 2022 VIII 2021	Structure of nights %	Average number of nights by arrivals
<b>Total</b>	<b>151.158</b>	<b>173.190</b>	<b>195.222</b>	<b>112,7</b>	<b>129,2</b>	<b>382.315</b>	<b>402.258</b>	<b>469.671</b>	<b>116,8</b>	<b>122,8</b>	<b>100,0</b>	<b>2,4</b>
<b>Domestic tourist</b>	55.173	53.731	59.819	111,3	108,4	142.502	129.062	148.337	114,9	104,1	31,6	2,5
<b>Foreign tourist</b>	95.985	119.459	135.403	113,3	141,1	239.813	273.196	321.334	117,6	134,0	68,4	2,4

\*final dana

**Tourist arrivals by months August 2021. - August 2022.**

**Table2: Foreign tourist arrivals and nights, by country of residence**

	Arrivals					Nights					VIII 2022	
	VIII 2021*	VII 2022	VIII 2022	Indices VIII 2022 VII 2022	Indices VIII 2022 VIII 2021	VIII 2021*	VII 2022	VIII 2022	Indices VIII 2022 VII 2022	Indices VIII 2022 VIII 2021	Structure of nights %	Average number of nights by arrivals
<b>Total foreign tourist</b>	<b>95.985</b>	<b>119.459</b>	<b>135.403</b>	<b>113,3</b>	<b>141,1</b>	<b>239.813</b>	<b>273.196</b>	<b>321.334</b>	<b>117,6</b>	<b>134,0</b>	<b>100,0</b>	<b>2,4</b>
Albania	233	197	315	159,9	135,2	519	363	551	151,8	106,2	0,2	1,7
Austria	3.902	4.049	5.001	123,5	128,2	8.385	8.754	10.915	124,7	130,2	3,4	2,2
Belgium	824	1.271	835	65,7	101,3	1.881	2.710	1.811	66,8	96,3	0,6	2,2
Bulgaria	189	620	523	84,4	276,7	512	923	1.012	109,6	197,7	0,3	1,9
Montenegro	1.249	1.853	2.035	109,8	162,9	2.980	3.913	4.789	122,4	160,7	1,5	2,4
Czech Republic	792	1.148	1.078	93,9	136,1	1.683	2.230	2.250	100,9	133,7	0,7	2,1
Denmark	505	1.556	838	53,9	165,9	1.112	3.982	2.167	54,4	194,9	0,7	2,6
Estonia	36	103	50	48,5	138,9	55	145	99	68,3	180,0	0,0	2,0
Finland	67	204	110	53,9	164,2	215	468	236	50,4	109,8	0,1	2,1
France	2.585	2.425	3.396	140,0	131,4	8.029	7.810	11.127	142,5	138,6	3,5	3,3
Greece	248	509	1.463	287,4	589,9	499	1.020	3.438	337,1	689,0	1,1	2,3
Netherlands	2.612	2.539	3.905	153,8	149,5	6.075	5.763	8.678	150,6	142,8	2,7	2,2
Croatia	7.369	8.582	12.091	140,9	164,1	15.055	15.525	24.012	154,7	159,5	7,5	2,0
Ireland	200	293	550	187,7	275,0	462	764	2.016	263,9	436,4	0,6	3,7
Iceland	14	46	33	71,7	235,7	21	109	59	54,1	281,0	0,0	1,8
Italy	2.053	2.553	5.131	201,0	249,9	4.151	4.985	10.994	220,5	264,9	3,4	2,1
Cyprus	33	170	143	84,1	433,3	90	224	257	114,7	285,6	0,1	1,8
Latvia	27	36	101	280,6	374,1	50	74	177	239,2	354,0	0,1	1,8
Lithuania	90	245	328	133,9	364,4	128	414	705	170,3	550,8	0,2	2,1
Luxembourg	305	128	390	304,7	127,9	652	242	819	338,4	125,6	0,3	2,1
Hungary	1.199	1.772	2.383	134,5	198,7	2.876	4.288	5.099	118,9	177,3	1,6	2,1
Malta	12	148	15	10,1	125,0	68	296	45	15,2	66,2	0,0	3,0

(continued on next page)

	Arrivals					Nights					VIII 2022	
	VIII 2021*	VII 2022	VIII 2022	Indices VIII 2022 VII 2022	Indices VIII 2022 VIII 2021	VIII 2021*	VII 2022	VIII 2022	Indices VIII 2022 VII 2022	Indices VIII 2022 VIII 2021	Structure of nights %	Average number of nights by arrivals
Norway	207	1.188	474	39,9	229,0	438	2.510	983	39,2	224,4	0,3	2,1
Germany	6.961	6.370	8.743	137,3	125,6	16.658	14.893	19.912	133,7	119,5	6,2	2,3
Poland	2.396	4.474	5.280	118,0	220,4	5.545	12.572	10.385	82,6	187,3	3,2	2,0
Portugal	251	382	546	142,9	217,5	479	503	2.039	405,4	425,7	0,6	3,7
Romania	579	503	979	194,6	169,1	1.206	831	2.083	250,7	172,7	0,6	2,1
Russian Federation	417	669	820	122,6	196,6	1.247	1.331	1.607	120,7	128,9	0,5	2,0
North Macedonia	490	626	625	99,8	127,6	1.074	1.232	1.151	93,4	107,2	0,4	1,8
Slovakia	350	550	871	158,4	248,9	689	1.154	2.468	213,9	358,2	0,8	2,8
Slovenia	3.924	5.078	6.628	130,5	168,9	7.698	10.475	13.701	130,8	178,0	4,3	2,1
Serbia	11.184	12.117	13.917	114,9	124,4	23.497	23.200	31.529	135,9	134,2	9,8	2,3
Spain	975	900	2.535	281,7	260,0	2.314	1.323	6.801	514,1	293,9	2,1	2,7
Switzerland (including Liechtenstein)	1.888	2.934	1.856	63,3	98,3	4.000	5.978	4.086	68,4	102,2	1,3	2,2
Sweden	1.450	3.395	1.791	52,8	123,5	3.874	8.151	4.444	54,5	114,7	1,4	2,5
Turkey	3.616	9.292	8.427	90,7	233,0	7.261	12.910	12.052	93,4	166,0	3,8	1,4
United Kingdom	1.072	1.448	1.955	135,0	182,4	2.333	3.274	5.162	157,7	221,3	1,6	2,6
Ukraine	361	250	396	158,4	109,7	1.403	516	1.001	194,0	71,3	0,3	2,5
Other European countries	318	308	377	122,4	118,6	947	801	1.236	154,3	130,5	0,4	3,3
Egypt	76	84	113	134,5	148,7	138	257	369	143,6	267,4	0,1	3,3
South Africa	19	46	142	308,7	747,4	38	77	249	323,4	655,3	0,1	1,8
Other African countries	223	294	299	101,7	134,1	654	573	933	162,8	142,7	0,3	3,1
Canada	352	679	861	126,8	244,6	974	1.475	2.206	149,6	226,5	0,7	2,6
USA	2.196	4.749	4.180	88,0	190,3	4.809	11.390	10.173	89,3	211,5	3,2	2,4
Other Northern American countries	64	160	123	76,9	192,2	160	492	220	44,7	137,5	0,1	1,8
Brazil	60	241	248	102,9	413,3	100	731	936	128,0	936,0	0,3	3,8
Other Southern and Central American countries	166	358	475	132,7	286,1	411	719	959	133,4	233,3	0,3	2,0
Bahrain	3.893	2.101	1.992	94,8	51,2	9.770	5.704	5.139	90,1	52,6	1,6	2,6
India	142	202	244	120,8	171,8	443	352	623	177,0	140,6	0,2	2,6
Iran	20	46	29	63,0	145,0	81	87	62	71,3	76,5	0,0	2,1
Israel	2.981	2.008	2.104	104,8	70,6	6.691	5.195	6.068	116,8	90,7	1,9	2,9
Japan	26	70	85	121,4	326,9	37	138	326	236,2	881,1	0,1	3,8
Republic of Korea	29	629	304	48,3	1)	49	923	598	64,8	1)	0,2	2,0
Qatar	656	1.558	469	30,1	71,5	2.423	4.699	1.561	33,2	64,4	0,5	3,3
China	300	560	498	88,9	166,0	871	960	926	96,5	106,3	0,3	1,9
Kuwait	2.920	2.855	3.636	127,4	124,5	12.984	11.331	14.412	127,2	111,0	4,5	4,0
Malaysia	28	292	303	103,8	1)	45	387	367	94,8	815,6	0,1	1,2
Oman	1.898	2.740	3.166	115,5	166,8	4.826	7.002	7.632	109,0	158,1	2,4	2,4
Saudi Arabia	8.893	8.288	7.917	95,5	89,0	23.486	21.250	20.492	96,4	87,3	6,4	2,6
United Arab Emirates	9.109	7.914	8.383	105,9	92,0	32.139	25.916	27.770	107,2	86,4	8,6	3,3
Other Asian countries	742	1.824	1.992	109,2	268,5	2.149	4.933	5.260	106,6	244,8	1,6	2,6
Australia	183	712	789	110,8	431,1	322	1.665	1.922	115,4	596,9	0,6	2,4
New Zealand	6	48	72	150,0	1)	16	115	166	144,3	1)	0,1	2,3
Other countries of Oceania	20	70	45	64,3	225,0	36	169	69	40,8	191,7	0,0	1,5

1) Index higher than 999  
\*final data

Foreign tourist nights and arrivals, by country of residence, August 2022.

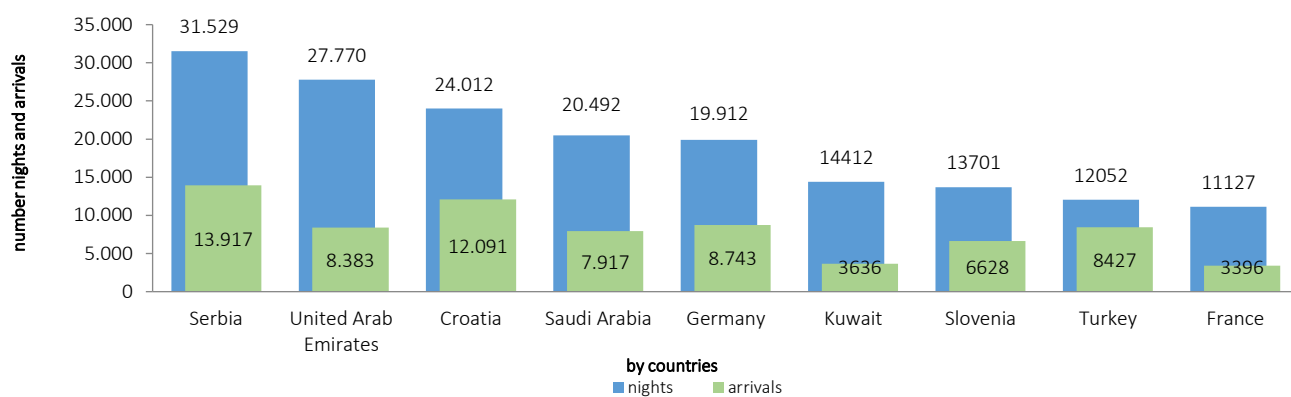


Table 3: Tourist arrivals and nights according to the classification of activities <sup>2)</sup>

	Arrivals					Nights					VIII 2022
	VIII 2021*	VII 2022	VIII 2022	Indices VIII 2022 VII 2022	Indices VIII 2022 VIII 2021	VIII 2021*	VII 2022	VIII 2022	Indices VIII 2022 VII 2022	Indices VIII 2022 VIII 2021	Structure of nights %
<b>Total</b>	<b>151.158</b>	<b>173.190</b>	<b>195.222</b>	<b>112,7</b>	<b>129,2</b>	<b>382.315</b>	<b>402.258</b>	<b>469.671</b>	<b>116,8</b>	<b>122,8</b>	<b>100,0</b>
Hotels and similar accommodation	142.900	163.377	184.270	112,8	129,0	355.267	371.399	435.416	117,2	122,6	92,7
Holiday and other short-stay accommodation	4.717	6.119	6.898	112,7	146,2	13.893	17.475	20.435	116,9	147,1	4,4
Camps and camping grounds	2.629	2.849	3.099	108,8	117,9	4.400	5.172	6.201	119,9	140,9	1,3
Other accommodation	912	845	955	113,0	104,7	8.755	8.212	7.619	92,8	87,0	1,6
<b>Domestic tourist</b>	<b>55.173</b>	<b>53.731</b>	<b>59.819</b>	<b>111,3</b>	<b>108,4</b>	<b>142.502</b>	<b>129.062</b>	<b>148.337</b>	<b>114,9</b>	<b>104,1</b>	<b>31,6</b>
Hotels and similar accommodation	51.385	50.362	55.777	110,8	108,5	126.937	115.663	133.577	115,5	105,2	28,4
Holiday and other short-stay accommodation	2.682	2.442	2.931	120,0	109,3	6.724	5.318	7.153	134,5	106,4	1,5
Camps and camping grounds	256	178	336	188,8	131,3	309	228	532	233,3	172,2	0,1
Other accommodation	850	749	775	103,5	91,2	8.532	7.853	7.075	90,1	82,9	1,5
<b>Foreign tourist</b>	<b>95.985</b>	<b>119.459</b>	<b>135.403</b>	<b>113,3</b>	<b>141,1</b>	<b>239.813</b>	<b>273.196</b>	<b>321.334</b>	<b>117,6</b>	<b>134,0</b>	<b>68,4</b>
Hotels and similar accommodation	91.515	113.015	128.493	113,7	140,4	228.330	255.736	301.839	118,0	132,2	64,3
Holiday and other short-stay accommodation	2.035	3.677	3.967	107,9	194,9	7.169	12.157	13.282	109,3	185,3	2,8
Camps and camping grounds	2.373	2.671	2.763	103,4	116,4	4.091	4.944	5.669	114,7	138,6	1,2
Other accommodation	62	96	180	187,5	290,3	223	359	544	151,5	243,9	0,1

<sup>2)</sup> The Classification of Economic Activities of BiH 2010

\*final data

Table 4: Tourist arrivals and nights, by type of organisation of tourist trips

	Individual arrangement						Organised trip					
	Arrivals			Nights			Arrivals			Nights		
	VIII 2021*	VIII 2022	Indices VIII 2022 VIII 2021	VIII 2021*	VIII 2022	Indices VIII 2022 VIII 2021	VIII 2021*	VIII 2022	Indices VIII 2022 VIII 2021	VIII 2021*	VIII 2022	Indices VIII 2022 VIII 2021
<b>Total</b>	131.045	161.204	123,0	327.538	387.708	118,4	20.113	34.018	169,1	54.777	81.963	149,6
<b>Domestic tourist</b>	49.585	54.992	110,9	128.257	137.180	107,0	5.588	4.827	86,4	14.245	11.157	78,3
<b>Foreign tourist</b>	81.460	106.212	130,4	199.281	250.528	125,7	14.525	29.191	201,0	40.532	70.806	174,7

\*final data

## Methodology

### The purpose of the statistical survey

The purpose of the statistical survey is to monitor the tourist activity realised in commercial accommodation establishments and to provide internationally comparable BiH's tourism statistics in accordance with current EU Regulations for the tourism statistics.

### Observation units

Observation units are all business entities /legal units which are, by the main activity, registered in accommodation activity (division 55 - KD BiH 2010), persons as well as households that rent accommodation establishments to tourists. For the purpose of the survey, Classification of Activities in Bosnia and Herzegovina - KD BiH 2010 was used, and it is fully compliant with the European Classification of Economic Activities - NACE Rev. 2.

### Coverage

Reporting units are all business entities (enterprises, craftsmen, cooperatives, institutions, associations etc.) and their constituent units that are registered according to KD BiH 2010 under section : 55.1 (hotels and similar accommodation), 55.2 (holiday and other short - stay accommodation), 55.3 (camps and camping grounds), 55.9 (other uncategorised accommodation), health care institutions in which person themselves bear the fee for medical rehabilitation or their stay: business entities that deal with the mediation of accommodation of guests in: households, houses, camps, apartments and rooms which are directly rented by private persons/households. Survey covers the entire territory of Bosnia and Herzegovina.

### Source and methods of data collection

Data on tourists turnover (number of tourist arrivals and tourist nights) are collected from regular monthly report (TU-11 form). Reports are usually made on the basis of reception records in guest books, entities and their parts engaged in organising and arranging of tourists.

### Data revision

Regular press releases on tourism are published in monthly dynamics and contain preliminary / first results until the final data are published.

The first regular revision of data implies that, when publishing data for the next month, the published data from the previous month (t-1) are revised in accordance with the information submitted by the reporting unit. The second regular revision of previously published data is the annual revision, which includes all changes in the data submitted after the first revision, in order to ensure the accuracy of the published data.

The press release clearly indicates what the data are, so that users of the statistics can interpret them correctly. If new statistical standards and concepts are introduced, changes in the research methodology are made, it is necessary to revise the data to ensure the consistency and comparability of data from previous historical series and new data series. Users will be informed about changes in data and reasons in an appropriate and transparent manner, in regular monthly press releases and other publications for the public, as well as on the website of the BiH Agency for Statistics ([www.bhas.gov.ba](http://www.bhas.gov.ba)).

### Definitions

**Tourism** means the activity of visitors taking a trip to a main destination outside their usual environment for less than a year, for leisure, business or other personal purpose other than to be employed by a resident entity in the place visited.

**Tourist** is every person who, outside his place of permanent residence, spends one night in a hotel or some other accommodation facility for reasons of rest, recreation, health, study, sport, religion, family, business, public tasks or meeting. Tourist is registered in every place or establishment where he stays and, therefore, in case of change of place or establishment, he must register again, which results in data ambiguity. Consequently, the statistics registers the number of tourist arrivals, not the number of tourists.

**Residence** is a place where a person came with the intention of permanent stay. Tourist is registered in every place or establishment where he stays and, therefore, in case he/she changes the place or establishment, he/she must register again, which results in data ambiguity. Consequently, the statistics register the number of tourist arrivals and not the number of tourists.

**Domestic tourist** is a person with permanent residence in the BiH who spends at least one night in a hotel or same other accommodation establishment outside their place or residence.

**Foreign tourist** is every person with permanent residence outside in BiH who temporarily resides in BiH and who spends at least one night in a hotel or same other accommodation establishment.

**Tourist arrivals** refer to the number of persons (tourists) who arrived and registered their stay in an accommodation establishment.

**Tourist nights** refer to every registered overnight stay of a person (tourist) in an accommodation establishment.

**Accommodation capacities** are presented as the number of rooms, apartments and camping sites, and the number of permanent beds.

**Permanent beds** are those that are regularly ready-made for renting to guests.

**Occupancy rate of permanent beds (net)** in the reference period is obtained by dividing the total number of nights by the number of beds on offer and the number of days when the beds are actually available for use during the reference period. The data are expressed as a percentage.

**Occupancy rate of bedrooms (net)** in the reference period is obtained by dividing the total number of bedrooms used during the reference period by the number of bedrooms available for use during the reference period. The data is expressed as a percentage.

**Organization of tourist arrivals** represent the way of organising tourist arrangements. Depending on the way of organising, tourist arrangement can be individual or organised (travel agencies).

### Symbols

- no occurrence

0,0 value not zero but less than 0,05

Published by the Agency for Statistics of the Bosnia and Herzegovina, 71000 Sarajevo, Zelenih beretki 26

Phone: +387 (33) 911 911 | Telefax: +387 (33) 220 622

E-mail: [bhas@bhas.gov.ba](mailto:bhas@bhas.gov.ba) | Web site: [www.bhas.gov.ba](http://www.bhas.gov.ba)

Responsible persons:

Velimir Jukić, Assistant Director of Business Statistics

Vesna Čužić, Director

Prepared by: Azra Bander Demirović



Please consider the environment before printing this document.