



FIRST RELEASE



You are required to specify a data source when allowed in your product or application.

YEAR XVII

SARAJEVO, 05/09/2022

NUMBER 7

BUSINESS STATISTICS

Tourism, July 2022

In July 2022 tourists realised 173,190 tourist arrivals in Bosnia and Hercegovina which represent the increase by 24.8% as compared to June 2022 and increase by 29.5% as compared to July 2021. Tourists realised 402,258 tourist nights which represent the increase by 33.4% as compared to June 2022 and increase by 17.9% as compared to July 2021. Domestic tourists share of total number of overnight stays was 32,1% and foreign tourists share was 67,9%.

The number of domestic tourist nights increased by 6.8% as compared to June 2022 and increased by 5.8% as compared to July 2021. Foreign tourist nights increased by 51.1% as compared to June 2022 and increased by 33.8% as compared to July 2021.

Concerning the structure of foreign tourist nights in July 2022, the most of them (58.4%) were realised by tourists from: United Arabian Emirates (9.5%), Serbia (8.5%), Saudi Arabi (7.8%), Croatia (5.7%), Germany (5.5%), Turkey (4.7), Poland (4.6%), USA (4.2%), Kuwait (4.1%) and Slovenia (3.8%). Tourists from other countries realised 40.6% of tourist nights.

Regarding the average detention of foreign tourist stays in our country on the first place comes: Kuwait with 4.0 nights, United Arabian Emirates with 3.3 nights, France with 3.2 nights, Egypt with 3.1 nights, Brazil and Qatar with by 3.0 nights and Poland with 4.6 nights.

Available rooms, apartments and camping sites for tourists in Bosnia and Herzegovina in July 2022 amounted to 19,479 which is 6.9% increase compared to July 2021. Number of available beds was 42,543 beds, which is increase by 4.2%, compared to the same month of 2021.

In July 2022, in the activity - Hotels and similar accommodation, number of rooms and apartments available to tourists amounted to 17,493, which is an increase of 3.4% compared to July 2021., and number of available beds amounted to 36,506 which is an increase of 3.9%, compared to the same month of the previous year.

Net occupancy rate of rooms was 37.2% and permanent beds it was 32.8% in July 2022, while in July 2021, net occupancy rate of rooms was 33.3% and of permanent beds 29.1%.

According to the type of accommodation facility the highest number of nights was recorded in Hotels and similar accommodation with share of 92.3%

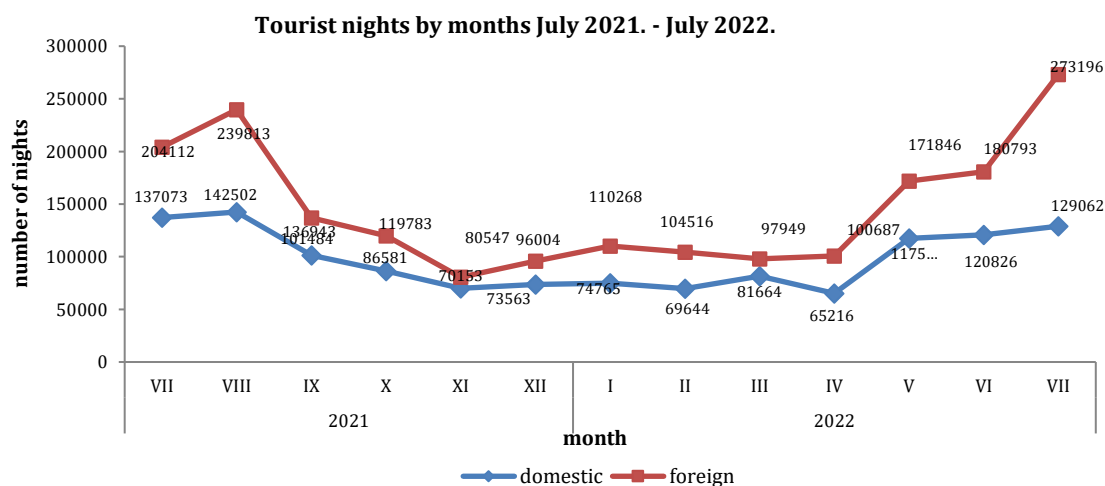
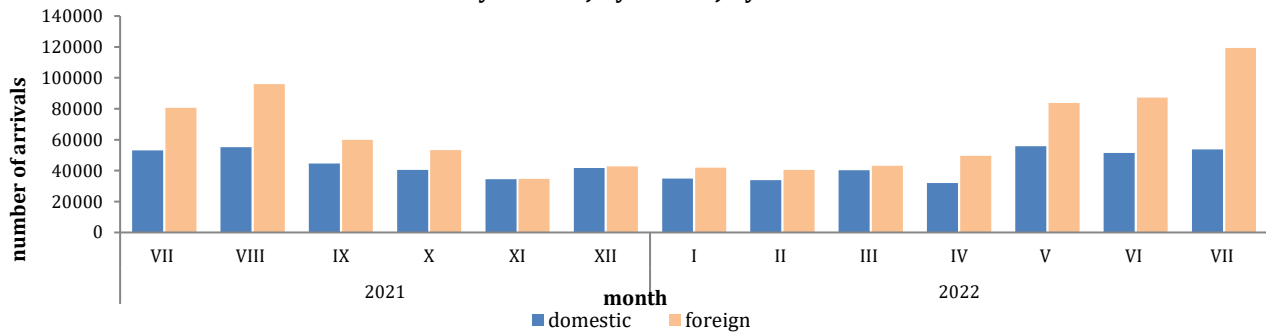


Table 1: Tourist arrivals and nights

	Arrivals					Nights					VII 2022	
	VII 2021*	VI 2022	VII 2022	Indices VII 2022 VI 2022	Indices VII 2022 VII 2021	VII 2021*	VI 2022	VII 2022	Indices VII 2022 VI 2022	Indices VII 2022 VII 2021	Structure of nights %	Average number of nights by arrivals
Total	133.766	138.720	173.190	124,8	129,5	341.185	301.619	402.258	133,4	117,9	100,0	2,3
Domestic tourist	53.139	51.463	53.731	104,4	101,1	137.073	120.826	129.062	106,8	94,2	32,1	2,4
Foreign tourist	80.627	87.257	119.459	136,9	148,2	204.112	180.793	273.196	151,1	133,8	67,9	2,3

*final dana

Tourist arrivals by months July 2021. - July 2022.

Table2: Foreign tourist arrivals and nights, by country of residence

	Arrivals					Nights					VII 2022	
	VII 2021*	VI 2022	VII 2022	Indices VII 2022 VI 2022	Indices VII 2022 VII 2021	VII 2021*	VI 2022	VII 2022	Indices VII 2022 VI 2022	Indices VII 2022 VII 2021	Structure of nights %	Average number of nights by arrivals
Total foreign tourist	80.627	87.257	119.459	136,9	148,2	204.112	180.793	273.196	151,1	133,8	100,0	2,3
Albania	218	239	197	82,4	90,4	462	494	363	73,5	78,6	0,1	1,8
Austria	2.740	2.943	4.049	137,6	147,8	6.064	5.324	8.754	164,4	144,4	3,2	2,2
Belgium	591	533	1.271	238,5	215,1	1.294	1.232	2.710	220,0	209,4	1,0	2,1
Bulgaria	275	728	620	85,2	225,5	535	1.523	923	60,6	172,5	0,3	1,5
Montenegro	1.160	2.059	1.853	90,0	159,7	2.597	3.988	3.913	98,1	150,7	1,4	2,1
Czech Republic	525	994	1.148	115,5	218,7	895	1.880	2.230	118,6	249,2	0,8	1,9
Denmark	633	417	1.556	373,1	245,8	1.688	1.070	3.982	372,1	235,9	1,5	2,6
Estonia	33	41	103	251,2	312,1	53	58	145	250,0	273,6	0,1	1,4
Finland	85	274	204	74,5	240,0	327	578	468	81,0	143,1	0,2	2,3
France	1.200	1.804	2.425	134,4	202,1	3.508	5.430	7.810	143,8	222,6	2,9	3,2
Greece	171	385	509	132,2	297,7	339	886	1.020	115,1	300,9	0,4	2,0
Netherlands	1.277	1.880	2.539	135,1	198,8	2.804	4.699	5.763	122,6	205,5	2,1	2,3
Croatia	5.117	9.242	8.582	92,9	167,7	10.731	16.422	15.525	94,5	144,7	5,7	1,8
Ireland	157	411	293	71,3	186,6	460	1.224	764	62,4	166,1	0,3	2,6
Iceland	6	32	46	143,8	766,7	25	61	109	178,7	436,0	0,0	2,4
Italy	921	2.028	2.553	125,9	277,2	2.057	4.005	4.985	124,5	242,3	1,8	2,0
Cyprus	14	35	170	485,7	1)	17	97	224	230,9	1)	0,1	1,3
Latvia	25	96	36	37,5	144,0	39	295	74	25,1	189,7	0,0	2,1
Lithuania	43	318	245	77,0	569,8	88	515	414	80,4	470,5	0,2	1,7
Luxembourg	105	51	128	251,0	121,9	184	94	242	257,4	131,5	0,1	1,9
Hungary	802	1.387	1.772	127,8	220,9	1.841	2.874	4.288	149,2	232,9	1,6	2,4
Malta	9	12	148	1)	1)	24	19	296	1)	1)	0,1	2,0

(next)

	Arrivals					Nights					VII 2022	
	VII 2021*	VI 2022	VII 2022	Indices VII 2022 VI 2022	Indices VII 2022 VII 2021	VII 2021*	VI 2022	VII 2022	Indices VII 2022 VI 2022	Indices VII 2022 VII 2021	Structure of nihgts %	Average number of nihgts by arrivals
Norway	261	356	1.188	333,7	455,2	592	721	2.510	348,1	424,0	0,9	2,1
Germany	4.391	4.984	6.370	127,8	145,1	12.356	10.512	14.893	141,7	120,5	5,5	2,3
Poland	1.276	3.292	4.474	135,9	350,6	2.498	8.095	12.572	155,3	503,3	4,6	2,8
Portugal	237	253	382	151,0	161,2	334	581	503	86,6	150,6	0,2	1,3
Romania	455	748	503	67,2	110,5	772	1.369	831	60,7	107,6	0,3	1,7
Russian Federation	332	437	669	153,1	201,5	602	1.047	1.331	127,1	221,1	0,5	2,0
North Macedonia	382	916	626	68,3	163,9	1.002	1.896	1.232	65,0	123,0	0,5	2,0
Slovakia	206	391	550	140,7	267,0	406	767	1.154	150,5	284,2	0,4	2,1
Slovenia	2.708	4.953	5.078	102,5	187,5	4.951	8.683	10.475	120,6	211,6	3,8	2,1
Serbia	10.225	11.912	12.117	101,7	118,5	19.465	22.028	23.200	105,3	119,2	8,5	1,9
Spain	499	952	900	94,5	180,4	1.426	2.522	1.323	52,5	92,8	0,5	1,5
Switzerland (including Liechtenstein)	1.860	936	2.934	313,5	157,7	4.315	1.728	5.978	345,9	138,5	2,2	2,0
Sweden	2.022	1.039	3.395	326,8	167,9	5.544	2.340	8.151	348,3	147,0	3,0	2,4
Turkey	2.528	7.536	9.292	123,3	367,6	5.505	12.618	12.910	102,3	234,5	4,7	1,4
United Kingdom	655	1.280	1.448	113,1	221,1	1.565	2.943	3.274	111,2	209,2	1,2	2,3
Ukraine	331	193	250	129,5	75,5	547	416	516	124,0	94,3	0,2	2,1
Other European countries	122	252	308	122,2	252,5	577	594	801	134,8	138,8	0,3	2,6
Egypt	87	38	84	221,1	96,6	233	111	257	231,5	110,3	0,1	3,1
South Africa	22	26	46	176,9	209,1	38	99	77	77,8	202,6	0,0	1,7
Other African countries	161	125	294	235,2	182,6	539	333	573	172,1	106,3	0,2	1,9
Canada	218	341	679	199,1	311,5	645	892	1.475	165,4	228,7	0,5	2,2
USA	2.248	3.594	4.749	132,1	211,3	4.930	8.134	11.390	140,0	231,0	4,2	2,4
Other Northern American countries	28	104	160	153,8	571,4	50	134	492	367,2	1)	0,2	3,1
Brazil	102	222	241	108,6	236,3	148	595	731	122,9	493,9	0,3	3,0
Other Southern and Central American countries	204	408	358	87,7	175,5	457	836	719	86,0	157,3	0,3	2,0
Bahrain	2.985	1.545	2.101	136,0	70,4	7.282	3.676	5.704	155,2	78,3	2,1	2,7
India	131	173	202	116,8	154,2	485	307	352	114,7	72,6	0,1	1,7
Iran	18	27	46	170,4	255,6	58	65	87	133,8	150,0	0,0	1,9
Israel	913	483	2.008	415,7	219,9	2.844	1.262	5.195	411,6	182,7	1,9	2,6
Japan	26	71	70	98,6	269,2	91	144	138	95,8	151,6	0,1	2,0
Republic of Korea	12	92	629	683,7	1)	17	182	923	507,1	1)	0,3	1,5
Qatar	1.298	737	1.558	211,4	120,0	4.108	1.958	4.699	240,0	114,4	1,7	3,0
China	184	389	560	144,0	304,3	503	781	960	122,9	190,9	0,4	1,7
Kuwait	3.109	1.340	2.855	213,1	91,8	12.181	4.577	11.331	247,6	93,0	4,1	4,0
Malaysia	22	876	292	33,3	1)	31	1.160	387	33,4	1)	0,1	1,3
Oman	1.164	1.751	2.740	156,5	235,4	3.172	4.222	7.002	165,8	220,7	2,6	2,6
Saudi Arabia	9.022	4.514	8.288	183,6	91,9	23.695	10.296	21.250	206,4	89,7	7,8	2,6
United Arab Emirates	13.221	2.350	7.914	336,8	59,9	42.152	6.041	25.916	429,0	61,5	9,5	3,3
Other Asian countries	713	1.268	1.824	143,8	255,8	1.720	2.283	4.933	216,1	286,8	1,8	2,7
Australia	103	391	712	182,1	691,3	196	965	1.665	172,5	849,5	0,6	2,3
New Zealand	10	41	48	117,1	480,0	15	80	115	143,8	766,7	0,0	2,4
Other countries of Oceania	29	12	70	583,3	241,4	33	32	169	528,1	512,1	0,1	2,4

1) Index higher than 999

*final data

Foreign tourist nights and arrivals, by country of residence, July 2022.

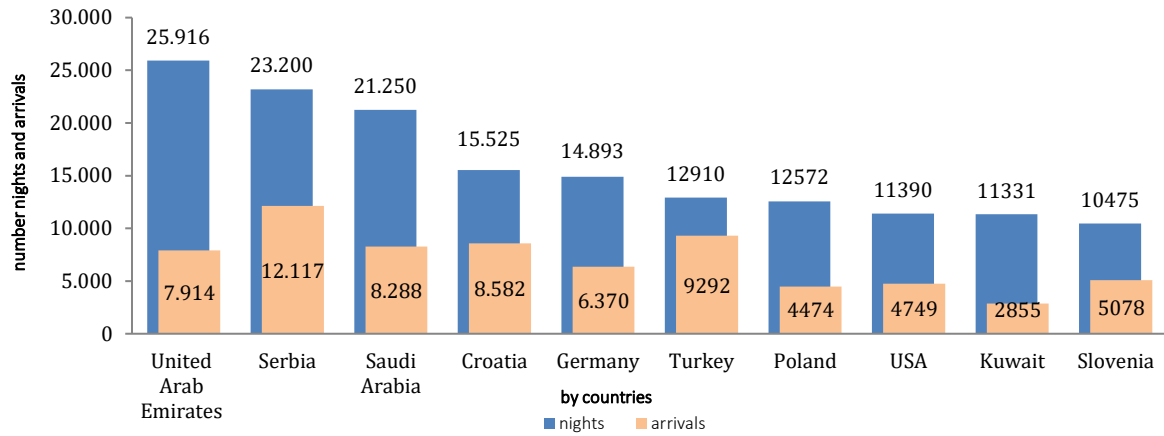


Table 3: Tourist arrivals and nights according to the classification of activities ²⁾

	Arrivals					Nights					VII 2022
	VII 2021*	VI 2022	VII 2022	Indices VII 2022 VI 2022	Indices VII 2022 VII 2021	VII 2021*	VI 2022	VII 2022	Indices VII 2022 VI 2022	Indices VII 2022 VII 2021	Structure of nights %
Total	133.766	138.720	173.190	124,8	129,5	341.185	301.619	402.258	133,4	117,9	100,0
Hotels and similar accommodation	126.035	130.951	163.377	124,8	129,6	316.271	278.952	371.399	133,1	117,4	92,3
Holiday and other short-stay accommodation	4.076	3.950	6.119	154,9	150,1	11.024	9.822	17.475	177,9	158,5	4,3
Camps and camping grounds	2.982	2.912	2.849	97,8	95,5	5.298	4.266	5.172	121,2	97,6	1,3
Other accommodation	673	907	845	93,2	125,6	8.592	8.579	8.212	95,7	95,6	2,0
Domestic tourist	53.139	51.463	53.731	104,4	101,1	137.073	120.826	129.062	106,8	94,2	32,1
Hotels and similar accommodation	49.321	48.715	50.362	103,4	102,1	121.515	108.698	115.663	106,4	95,2	28,8
Holiday and other short-stay accommodation	2.683	1.854	2.442	131,7	91,0	6.524	3.767	5.318	141,2	81,5	1,3
Camps and camping grounds	475	79	178	225,3	37,5	584	144	228	158,3	39,0	0,1
Other accommodation	660	815	749	91,9	113,5	8.450	8.217	7.853	95,6	92,9	2,0
Foreign tourist	80.627	87.257	119.459	136,9	148,2	204.112	180.793	273.196	151,1	133,8	67,9
Hotels and similar accommodation	76.714	82.236	113.015	137,4	147,3	194.756	170.254	255.736	150,2	131,3	63,6
Holiday and other short-stay accommodation	1.393	2.096	3.677	175,4	264,0	4.500	6.055	12.157	200,8	270,2	3,0
Camps and camping grounds	2.507	2.833	2.671	94,3	106,5	4.714	4.122	4.944	119,9	104,9	1,2
Other accommodation	13	92	96	104,3	738,5	142	362	359	99,2	252,8	0,1

1) Index higher than 999

2) The Classification of Economic Activities of BiH 2010

*final data

Table 4: Tourist arrivals and nights, by type of organisation of tourist trips

	Individual arrangement						Organised trip					
	Arrivals			Nights			Arrivals			Nights		
	VII 2021*	VII 2022	Indices VII 2022 VII 2021	VII 2021*	VII 2022	Indices VII 2022 VII 2021	VII 2021*	VII 2022	Indices VII 2022 VII 2021	VII 2021*	VII 2022	Indices VII 2022 VII 2021
Total	117.235	144.279	123,1	295.658	337.322	114,1	16.531	28.911	174,9	45.527	64.936	142,6
Domestic tourist	47.772	48.660	101,9	124.956	117.120	93,7	5.367	5.071	94,5	12.117	11.942	98,6
Foreign tourist	69.463	95.619	137,7	170.702	220.202	129,0	11.164	23.840	213,5	33.410	52.994	158,6

*final data

Methodology

The purpose of the statistical survey

The purpose of the statistical survey is to monitor the tourist activity realised in commercial accommodation establishments and to provide internationally comparable BiH's tourism statistics in accordance with current EU Regulations for the tourism statistics.

Observation units

Observation units are all business entities /legal units which are, by the main activity, registered in accommodation activity (division 55 - KD BiH 2010), persons as well as households that rent accommodation establishments to tourists. For the purpose of the survey, Classification of Activities in Bosnia and Herzegovina - KD BiH 2010 was used, and it is fully compliant with the European Classification of Economic Activities - NACE Rev. 2.

Coverage

Reporting units are all business entities (enterprises, craftsmen, cooperatives, institutions, associations etc.) and their constituent units that are registered according to KD BiH 2010 under section : 55.1 (hotels and similar accommodation), 55.2 (holiday and other short - stay accommodation), 55.3 (camps and camping grounds), 55.9 (other uncategorised accommodation), health care institutions in which person themselves bear the fee for medical rehabilitation or their stay: business entities that deal with the mediation of accommodation of guests in: households, houses, camps, apartments and rooms which are directly rented by private persons/households. Survey covers the entire territory of Bosnia and Herzegovina.

Source and methods of data collection

Data on tourists turnover (number of tourist arrivals and tourist nights) are collected from regular monthly report (TU-11 form). Reports are usually made on the basis of reception records in guest books, entities and their parts engaged in organising and arranging of tourists.

Data revision

Regular press releases on tourism are published in monthly dynamics and contain preliminary / first results until the final data are published.

The first regular revision of data implies that, when publishing data for the next month, the published data from the previous month (t-1) are revised in accordance with the information submitted by the reporting unit. The second regular revision of previously published data is the annual revision, which includes all changes in the data submitted after the first revision, in order to ensure the accuracy of the published data.

The press release clearly indicates what the data are, so that users of the statistics can interpret them correctly. If new statistical standards and concepts are introduced, changes in the research methodology are made, it is necessary to revise the data to ensure the consistency and comparability of data from previous historical series and new data series. Users will be informed about changes in data and reasons in an appropriate and transparent manner, in regular monthly press releases and other publications for the public, as well as on the website of the BiH Agency for Statistics (www.bhas.gov.ba).

Definitions

Tourism means the activity of visitors taking a trip to a main destination outside their usual environment for less than a year, for leisure, business or other personal purpose other than to be employed by a resident entity in the place visited.

Tourist is every person who, outside his place of permanent residence, spends one night in a hotel or some other accommodation facility for reasons of rest, recreation, health, study, sport, religion, family, business, public tasks or meeting. Tourist is registered in every place or establishment where he stays and, therefore, in case of change of place or establishment, he must register again, which results in data ambiguity. Consequently, the statistics registers the number of tourist arrivals, not the number of tourists.

Residence is a place where a person came with the intention of permanent stay. Tourist is registered in every place or establishment where he stays and, therefore, in case he/she changes the place or establishment, he/she must register again, which results in data ambiguity. Consequently, the statistics register the number of tourist arrivals and not the number of tourists.

Domestic tourist is a person with permanent residence in the BiH who spends at least one night in a hotel or same other accommodation establishment outside their place or residence.

Foreign tourist is every person with permanent residence outside in BiH who temporarily resides in BiH and who spends at least one night in a hotel or same other accommodation establishment.

Tourist arrivals refer to the number of persons (tourists) who arrived and registered their stay in an accommodation establishment.

Tourist nights refer to every registered overnight stay of a person (tourist) in an accommodation establishment.

Accommodation capacities are presented as the number of rooms, apartments and camping sites, and the number of permanent beds.

Permanent beds are those that are regularly ready-made for renting to guests.

Occupancy rate of permanent beds (net) in the reference period is obtained by dividing the total number of nights by the number of beds on offer and the number of days when the beds are actually available for use during the reference period. The data are expressed as a percentage.

Occupancy rate of bedrooms (net) in the reference period is obtained by dividing the total number of bedrooms used during the reference period by the number of bedrooms available for use during the reference period. The data is expressed as a percentage.

Organization of tourist arrivals represent the way of organising tourist arrangements. Depending on the way of organising, tourist arrangement can be individual on organised (travel agencies).

Symbols

- no occurrence

0,0 value not zero but less than 0,05

Published by the Agency for Statistics of the Bosnia and Herzegovina, 71000 Sarajevo, Zelenih beretki 26

Phone: +387 (33) 911 911 | Telefax: +387 (33) 220 622

E-mail: bhas@bhas.gov.ba | Web site: www.bhas.gov.ba

Responsible persons:

Velimir Jukić, Assistant Director of Business Statistics

Vesna Čužić, Director

Prepared by: Azra Bander Demirović



Please consider the environment before printing this document.